



# *The Navigator*


*A Butler County 4-H*

*Resource Guide*

*For New Families*


**K-STATE**  
Research and Extension

*Knowledge  
for Life*



## Table of Contents

- **The 4-H Program ..... 2**
- **Club Meetings ..... 5**
- **Projects ..... 7**
- **Records ..... 8**
- **Activities ..... 10**
- **Awards ..... 12**
- **Year at a Glance ..... 13**



## THE 4-H PROGRAM

### ► What Is 4-H?

\* 4-H is a volunteer led, educational program that supplements the teachings of home, school, and other community organizations.

\* 4-H is an informal educational program for all youth 7 to 18 years of age, whether they live in town, the country, or on a farm.

\* 4-H is kids having fun and learning with their friends.

### ► The 4-H Mission

4-H aims to provide educational strategies and opportunities for youth and adults to work in partnerships as they develop life skills to become healthy, self-directing, contributing members of society.

### ► 4-H's Objective

The basic philosophy in 4-H is to strengthen the mental, physical, moral, and social development of boys and girls, therefore helping to develop more desirable citizens and leaders. The main objective is the development of youth through participation in projects, events and various activities.

4-H is intended to supplement, not replace, the three primary educational institutions, namely the school, church, and home.

### ► Origins

4-H work, as we know it, began around 1900 as a means of reaching parents with improved farm and home practices. It was based upon the assumption that if new ideas were instilled in the minds of the youngsters they would in turn convince their parents to try these innovations.

The second reason 4-H was developed was to address the needs and interests of rural youth, which were not being met by schools.

The first organized 4-H clubs were small groups covering a single topic such as beef, corn, gardening, and canning.

Corn, poultry and garden clubs in Kansas emerged as early as 1905. The first county agents were hired about 1915 and the first Kansas state 4-H leader was hired in 1916.

### ► Changing Objectives

The "teach improved practices to farmers and homemakers through their children" notion was replaced with the "food for victory" theme during World War I. Following the war, 4-H sought to keep youngsters on the farm. Food production was emphasized again during World War II.

Today the objective is the development of youth, providing a wide variety of learning opportunities in which all youth can participate. 4-H today is for all kids, whether they live in the city or in the country.

### ► Why Do Youngsters Enjoy 4-H?

While all youth are different, they are also alike in many ways. Five inner desires are shared by all youth:

1. **A Desire to Belong.**
2. **A Desire to Achieve.**
3. **A Desire to Become Independent.**
4. **A Desire For Experiences and Adventure.**
5. **A Desire For Affection.**

The wide variety of "learn by doing" projects, activities, and events which make up the 4-H program contribute to meeting these needs. Decision making, individual responsibility, achievement and recognition further help to make 4-H satisfying.

## ➤ **Program Administration**

4-H is one arm of K-State Research & Extension, which is run through a cooperative effort among national, state, and local agencies. The K-State Research & Extension in Butler County is provided jointly by the United States Department of Agriculture, land-grant colleges (in our case Kansas State University), and County Extension Councils. K-State Research & Extension has charge of carrying up-to-date information from the classroom and laboratory to the people of the state. Furthermore, Extension staff bring back day-to-day problems requiring special study and research to the university.

K-State Research & Extension is a servant to all persons in Butler County. The Butler County Extension Council hires college trained agents in agriculture, horticulture, family and consumer sciences, and 4-H and youth to plan and conduct the respective programs in the county. Agents provide instruction and practical demonstrations in agriculture, horticulture, marketing, family and consumer sciences, 4-H and youth work, and community resource development

## ➤ **4-H Clubs**

A 4-H Club is a group of youth organized with officers appropriate to the group, and with one or more leaders under the sponsorship of K-State Research & Extension. The club is organized within a neighborhood, a community, a school, a church, a business, or a social unit. The size of the club should be suitable to the age of the members, meeting place and leadership available. This type of club is called a Community 4-H Club.

Also, youth are 4-H members by taking part in project clubs (one subject), special interest groups, school enrichment programs and TV 4-H programs.

## ➤ **Motto**

"To Make the Best Better"

## ➤ **Emblem**

The 4-H emblem is the four-leaf clover with the letter "H" on each leaf, standing for head, heart, hands, and health.

## ➤ **Colors**

The 4-H colors are green and white. Green symbolizes nature's most common color and represents life, spring-time and youth. White symbolizes purity.

## ➤ **Pledge**

I pledge My head to clearer thinking,  
My heart to greater loyalty,  
My hands to larger service, and  
My health to better living,  
for my club, my community,  
my country, and my world.

## ➤ **4-H Year**

A new 4-H year starts October 1 each year and ends September 30 of the following year.

## ➤ **Age For Membership**

4-H membership is open to all boys and girls who are 7 years of age and have not passed their 19th birthday by January 1 of the current year.

## ➤ **CloverKids**

CloverKids are 5 and 6 year old future 4-Hers who are related to a 4-H member or volunteer.

CloverKids can participate in special projects and a variety of 4-H activities including the mini-fair, 4-H Day and the Butler County Fair.

## ➤ **Scope**

4-H is in all the states and in many foreign countries. Over 80 foreign countries have 4-H or 4-H type youth programs.

## ➤ **Projects**

Other than age, the only requirement for 4-H membership is that 4-Hers enroll in at least one project. There are over 35 project areas from which to choose. Members are expected to complete the projects in which they enroll. Members must be enrolled by May 1 to exhibit at the Butler County Fair. Animal projects have tagging deadlines members need to be aware of. All information regarding deadlines can be found in the Butler County 4-H Forecaster Newsletter.

## ➤ **Leaders**

Adults serve as two types of 4-H leaders: project (subject matter teachers) and community (organization leaders). Helping youth grow through 4-H opportunities can be a very rewarding experience for adult volunteers.

## ➤ **The 4-H Agent**

The 4-H and Youth Agent provides leadership for the 4-H youth activities on a county-wide basis - conducting leader training, planning activities and just keeping everything organized. In addition, the 4-H agent provides leadership and support for special interest youth programs throughout the county. The 4-H agent is available to answer any questions you might have concerning the 4-H youth program.

## ➤ **Principles Of 4-H**

It is not what we know, but what we believe that determines what we do. 4-H leaders and parents can make their best contribution to the development of 4-H youth if they understand 4-H objectives.

\* 4-H club members are more important than the project.

\* Project work is one of the best devices for developing young people. To "learn by doing" is fundamental in any sound educational program and is characteristic of the 4-H program.

\* 4-H is not trying to replace the home, church or school, only to supplement them. This does not mean that 4-H should avoid areas touched by school or church. 4-H music, dramatics, etc., may give additional opportunities for participation.

\* 4-Hers should be their own best exhibit. Manners, attitudes, and courtesy, as well as appropriate dress and physical appearance are expected.

\* Competition is a part of life and should be recognized in 4-H as a human trait. However, competition requires careful planning and safeguards when used as an educational device.

\* No 4-H award is worth sacrificing the reputation of a 4-H member or leader.

\* A blue ribbon 4-H'er with a red ribbon exhibit is more desirable than a red ribbon 4-Her with a blue ribbon exhibit.

\* Many things are caught rather than taught.

\* Every 4-H member needs to be noticed, to feel important, to achieve some degree of success, and to be praised.

\* Our job is to teach 4-H members how to think, not what to think.

## ➤ **Life Skills**

4-H teaches five life skills:


1. Building Self Confidence - through feelings of acceptance by others and success in meeting increasingly difficult challenges.

2. Developing an inquiring mind - through mental stimulation, curiosity and enthusiasm, for finding out about the world and its people.

3. Learning to make decisions - through use of knowledge, skills and value in identifying, defining and analyzing problems and then selecting from alternative solutions.

4. Relating to others - through communication of information and feelings, respecting differences among others, dealing with conflict, and applying democratic practices in problem solving.

5. Developing concern for the community - through awareness of the natural and social communities and their interrelationships, learning to respect difference, and assuming responsibilities to help.



## CLUB MEETINGS

### ► 4-H Club Meetings

4-H meetings aim to help youth:

1. ACQUIRE NEW INFORMATION
2. LEARN TO USE LEISURE TIME CREATIVELY
3. DEVELOP SOCIAL SKILLS
4. ACQUIRE LEADERSHIP AND CITIZENSHIP TRAITS

4-H members are given the opportunity to learn and practice decision making in group situations by using the knowledge and skills acquired at these meetings. 4-H members are expected to attend the monthly meetings. Parents are encouraged to attend meetings with their 4-H'ers. 4-H is a family affair.

### ► 4-H Meeting Structure

Most clubs hold monthly meetings, normally the same weeknight each month (2nd Monday, 3rd Tuesday, etc.). The 4-H meeting includes business, educational program, and recreation, lasting 1 - 1 1/2 hours. 4-H meetings are conducted in the following order:

#### OPENING

1. Call meeting to order
2. Roll Call

#### BUSINESS SESSION

3. Minutes of previous meeting
4. Reports of officers
  - president
  - vice-president
  - treasurer
  - secretary (correspondence & bills)
5. Standing committee reports (ex: finance, activity, records & awards)
6. Special committee reports (ex: skating party, trash can painting)
7. Unfinished business
8. New business

#### PROGRAM

9. Talks and demonstrations or special speaker
10. Recreation

#### ADJOURNMENT

#### REFRESHMENTS

### ► Demonstrations

Demonstrations are "show and tell" type presentations where the 4-H'ers share some of the things they've learned in their projects. Actual articles are used to show the steps necessary for a finished product. Most demonstrations consist of three parts:

- A. Introduction - explains the purpose of the demonstration.
- B. Body - outlines subject step-by-step.
- C. Summary - reviews important points and gives opportunity for questions.

## ➤ **Illustrated Talks**

Illustrated Talks differ from demonstrations in that they tell rather than show. Charts, models and other visuals are important for illustrated talks.

## ➤ **Project Talks**

Project Talks are given about the member's projects. The project talk can relate things experienced in the project, or give information relating to the project.

## ➤ **Business Sessions**

The business portion of the meeting should be short and to the point. It is a small democracy in action.

## ➤ **Educational Program**

This part of the meeting is designed to help members learn more about subjects of general interest in the entire 4-H program. 4-H teaching is unique - it is "learning by doing". Good 4-H teaching employs seeing, hearing, and doing. Generally, the educational program will include talks and demonstrations by the members. Outside speakers may also present programs for 4-H meetings.

## ➤ **Recreation Session**

The recreation portion of the meeting distinguishes the 4-H meeting from other educational activities. Recreation may include challenges, group singing, dodge ball, relays, guessing games, singing games, active games, and quiet games.

## ➤ **Refreshments**

Some clubs serve refreshments at meetings, although this is not essential. Most often different families are hosts each month. The learning experience for the members who select, prepare, and serve the refreshments is the prime concern. Club members should learn how to select simple, nutritious, inexpensive refreshments and how to serve them.

## ➤ **How Are Good Monthly Meetings Accomplished?**

Planning is the key. It takes considerable thought, initiative, creativeness, and the making of plans well ahead of time. It is a good idea for clubs to outline educational programs for the year by the October meeting. Program planning is generally done by club officers and junior leaders with guidance from community leaders and the club parents committee.

## ➤ **Who Conducts Club Meetings?**

Each club normally elects officers at the beginning of the 4-H year. Officers elected may include president, vice-president, secretary, treasurer, reporter, recreation leader and song leader. Other officers may be elected, depending on the Club.

## ➤ **Adult Leadership**


Parents are usually the best source of adult leaders - but not the only source. Other friends of 4-H such as parents of former 4-H'ers, retired persons, and young adults are often willing to help the 4-Hers. Leadership for monthly club meetings is provided by the community leaders.

## ➤ **The Club Parents' Committee**

Club parents' committees are usually made up of three adults. They assist the club by securing community and project leaders. They may also be called upon to lend some ideas and guidance in planning the yearly program and other club activities.

The 4-H project is the "gateway" to the rest of the 4-H program. But perhaps it would be more accurate to say that the project is the "gateway" to the boy or girl.

Projects provide the basis of the 4-H program by offering various educational experiences. Carrying out a project will help the member "learn by doing" as well as learn "why" things happen the way they do.



## PROJECTS

### ► Why Projects?

The project is a teaching tool that can be used to develop many desirable traits in addition to the more evident project skills.

Project work is a means to an end and not the end in itself. The development of the individual is the most important consideration.

### ► What Are Projects?

Projects are real life experiences that help 4-Hers learn to make sound decisions. Projects put the hands and mind to work.

The selection of 4-H projects has expanded greatly over the years. There are now over 35 different projects with a variety of different phases or degrees of advancement. Most of the projects have been planned with several phases so that a member may advance to more difficult and challenging activities.

4-H projects take on a wide variety of interests and activities and are designed to attract members regardless of their place of residence, economic status, or race.

### ► Objectives Of 4-H Projects

1. Create a sense of ownership.
2. Give a feeling of achievement.
3. Strengthen family and community ties.
4. Provide members the opportunity to:
  - a. learn project skills
  - b. develop and understand project knowledge
  - c. develop good attitudes
  - d. assume responsibility
  - e. provide healthful competition
  - f. make meaningful decisions
5. Provide leisure time activities.
6. Explore career opportunities and thus the need for continued education. All projects are in a sense career explorative, giving each member a taste of the work and responsibilities involved.

### ► How Do You Select Projects?

Parents and members should know and fully understand what is expected of the 4-H'er before enrolling in the project.

Projects are selected early in the 4-H year when enrollment cards are filled out. Usually, younger members should limit their projects to one or two. Older, experienced members are able to complete several different ones, including those that are more difficult.


When selecting projects, consider:

1. Does it meet the needs and interests of the member?
2. Is the project in keeping with age and ability (physical and mental) of the member? Will it challenge the member educationally?
3. How much time does the member have and how much time does the project require? What season of the year has most of the activity of the project?
4. Is the project acceptable to you as parents and does it fit into the family needs and situation?
5. How much will the project cost?
6. Is adequate space and equipment available?
7. Is there an opportunity for ownership and management responsibilities?
8. Are there leaders to help with the project, or are you willing to help the member with the project?



# The Project Selection Guide

The Project Selection Guide is published each August in the 4-H Journal (each 4-H family has the opportunity to subscribe to the 4-H Journal, more information is in the October issue of the 4-H Forecaster Newsletter) and lists guidelines and suggested learning experiences for the various projects. If you do not have a copy, check with your club's community leaders or the Extension Office



## ► How Are Projects Conducted?

Project work is conducted through various activities and events such as:

1. Project meetings in the local club.
2. Demonstrations and talks at regular club meetings.
3. Tours
4. Family activities or work at home.
5. Exhibiting at shows and fairs.
6. Record keeping.

## ► The Project Leader's Role

4-H Project Leaders are people who have an interest in a particular area. They are willing to share their time, talents and efforts with a group of young people.

You could be a project leader! It doesn't take an expert to be a project leader. The most important ingredient for project leaders is that they be interested in working with youth. If you would consider being a project leader, visit with your club's community leaders or parent advisory committee members.

Many clubs have a policy that unless more than two or three members are enrolled in a project, no project leader will be obtained. Parents will be expected to help the member with his project in this case.

Each 4-H'er must keep a record of his or her 4-H work. Records are not an extra task, but rather a part of 4-H work. Few young people enjoy record keeping. However, the record habit is quite valuable when it comes to applying for college, scholarships, and jobs.

## RECORDS

### ► Why Keep Good Records?

A good 4-H record is a measuring stick. Members and leaders are kept informed of the member's progress and this helps stimulate self improvement.

A good 4-H record is a mirror. It will reflect accomplishments and therefore serve as a basis for trips and awards.

A good 4-H record teaches a desirable habit. Every adult must keep track of business and financial matters, and developing this habit early in life is a valuable asset.

A good 4-H record can be achieved only when there is cooperation between members, parents and leaders.

### ► Types Of Records

4-H'ers are asked to keep different types of record sheets which are combined in a 4-H cover to make up the 4-H record.

**Personal Page** - Contains space for a picture of the member and a listing of projects carried. A new personal page is issued each year.

**Permanent Record Sheet** - The summary of all projects, exhibits made, offices held, events attended and other participation for the entire year is made on the permanent record. This record sheet is used year after year.

**Livestock or Non-Livestock Record Keeping Worksheets** - A separate record sheet is used for each project in which a 4-H'er is enrolled. The sheets provide space for keeping expenses, receipts, skills learned and other information about the project. New record sheets are issued each year for the project in which the member enrolls.

**Story** - A story by the member is a very important part of the record book. Members will be able to tell about their projects, what they learned, what they did, and how they will use the information they learned in the future.

**Pictures** - Pictures showing the members engaging in project work, leadership work, and citizenship work need to be included in each year of the record book.

### ➤ **When Should Records Be Completed?**

4-H'ers are encouraged to work on records throughout the year as they do their project work. Many project leaders have 4-H'ers work on their records at the project meetings.

The 4-H year runs from October 1 to September 30 of each year. Records should include all activities regarding the 4-H'er and his/her projects during the 4-H year.

Younger members can complete their records in pencil. Older 4-H'ers records should be written in ink or typed by the member. Parents may assist with completing records, but should not fill them out for the members. Completed record books are turned in to community leaders just after the County Fair.

All record forms can be downloaded from the Butler County Extension Office website, [www.butler.ksu.edu](http://www.butler.ksu.edu), picked up at the Extension Office, or families can purchase a records CD from the Extension Office.

### ➤ **How Are Record Books Assembled?**

A 4-H record book cover is purchased for 4-H members their first year. From that time on, all 4-H records should be kept in their book. Parents will need to help younger members with the assembly of his/her record book.

Order of assembly:

- Current year's personal page
- A Livestock or Non-Livestock Record Keeping Worksheet for each project member is enrolled in
- Permanent 4-H record
- 4-H story
- Project Pictures


### ➤ **How Can I Participate In Award Application Competition?**

To compete for County Champion in the various projects, 4-H'ers must complete a Kansas Award Portfolio (KAP). Award Portfolios summarize project work for the current year by showing goals, project plans, project activities, leadership and service activities, and summary of skills and knowledge learned. Award Portfolios are due in September.

There are two divisions for award application competition:

**Open** - Any 4-H member is eligible. The KAP that is ranked first will receive the County Champion Medal. The next three will receive certificates at the Achievement Banquet. The KAP of the County Champion will compete at area record judging if the 4-H'er meets the requirements.

**Junior** - 4-H members who are 12 years old and under as of January 1 of the current year are encouraged to complete a Junior Award Application (JAA) for their project work. Members that meet the criteria of the JAA will be recognized at the Achievement Banquet.



## ACTIVITIES

### ► Local Club Activities

**Club Tours** - Many 4-H clubs hold a 4-H tour during June or July each year. Tours provide an opportunity for 4-H'ers with animal, gardening, etc., projects to "show and tell" their projects to the other 4-H'ers and parents in their club. Many clubs include a picnic, swimming party, or some other family activity.

**Club Projects** - Each year, clubs usually select a project that the club works on as a group. Examples of projects might include conservation, safety, people-to-people or citizenship. The purpose of the club project is to perform a service to the community and to encourage unity and fellowship between club members.

Additional club activities are planned by the individual 4-H clubs. Visit with your club's community leaders about the particular activities of your local 4-H Club.

### ► County Wide Activities

**4-H Day** - 4-H'ers make public presentations to share things they've learned in 4-H. Presentations include speaking (project talks and public speaking), demonstrations and illustrated talks, talent and musical numbers (solo and group) and gavel games (scenarios testing parliamentary procedure). Presentations are evaluated and awarded top blue, alternate top blue, blue, red, or white ribbons. 4-H'ers are divided into age divisions for competition. The event is usually held on a Saturday in February. Top entries in each division are eligible to compete at Regional 4-H Day in March.

**Spring Shows** - Spring Shows are held in beef, meat goat and horse. 4-H'ers have the opportunity to show their projects and have them evaluated by a judge.

**County 4-H Camp** - (Summer) 4-H'ers camp at Rock Springs State 4-H Center, near Junction City with 4-H'ers from other counties. County Camp lasts four days and three nights and is for 4-H'ers who have completed the 3rd through 8th grade. A registration fee is charged to each camper. High school aged members may serve as counselors.

**Judging Schools and Contests** (mainly spring and summer) - Judging provides a fun way for 4-H'ers to learn more about their projects and how to make decisions. Judging schools are available for 4-H'ers to attend in FCS (foods, clothing, home improvement), Livestock (beef, sheep, swine, goats) and Horticulture. 4-H'ers must compete in county contests to be eligible for selection of State Fair Judging teams.

**County Fair** (July) - The fair provides an opportunity for youth to show their project work. Exhibits are evaluated by judges and receive a ribbon denoting its quality in comparison to a standard. Blue ribbons are used to reward exhibits of superior quality and workmanship, red ribbons are placed on above average exhibits, and white on average quality exhibits. All 4-H'ers are encouraged to make entries at the fair.

**Conference Judging** - In this type of judging, the judge and 4-H member visit about the exhibit being evaluated. Knowing "why" they receive a certain ribbon greatly increases the 4-H'er's learning experience. Conference judging is used in several departments at the county fair. Parents may hear the conference with the judge, but may not enter into the discussion.

**Mini-Fair** - This event is normally held on a Saturday in June. It is held to provide 4-H'ers the opportunity to exhibit their projects which are not shown at the county fair. Some examples are pets, spring garden, collections, reading and other self determined projects. There is also a FCS judging school and a Horticulture judging school.

**Project Leader Training** (fall and winter months) - Training meetings are conducted in many subject matter areas for project leaders each year. Because there are more than 35 projects, training cannot be offered each year in each project area.

**4-H Council** - The County 4-H Council is made up of older 4-H'ers and leaders from each 4-H Club. The Council plans county wide events and activities, and also has the responsibility for county wide fund raising activities. The Council meets in October, November, January, February, April, May, and September on the 2nd Thursday of the month.

**Ambassadors** - The Butler County 4-H Ambassadors promote and represent 4-H in the community and within the clubs.

**4-H Sunday** - One Sunday is set aside each year to call attention to and emphasize the spiritual H (heart) of 4-H. The local club decides the way they want to observe 4-H Sunday. Some clubs attend church together, have a part in the church service, a 4-H family picnic or other activity. 4-H Sunday is recommended to be the first Sunday in October (start of National 4-H Week), but local clubs can set the date for their group.

#### ► **State & National Activities**

**Discovery Days** (Summer) - Discovery Days is a project enrichment and career exploration on the campus of Kansas State University. 4-Hers 13 and older can join teens from all over Kansas in conference activities.

**District Horse Show** (July) - These district shows are a preliminary for the State Fair Horse Show. 4-H'ers 9 years of age and older compete in performance classes to qualify for the State Fair Horse Show. Again, the shows are held in various locations each year.

**State Fair** (September) - Again, 4-Hers who receive top blue or purple ribbons at the county fair exhibit in the 4-H division at the State Fair in Hutchinson. The minimum age for exhibitors is 9 in most departments. In addition, 4-H'ers represent their county in Fashion Revue, demonstrations, informal presentations, and on the different judging teams.

**Kansas Jr. Livestock Show** (late September) - 4-Hers can enter beef, sheep, and swine in this show held at the Kansas Coliseum. Competition is very stiff in this statewide show.

**National 4-H Week** (first full week in October) - A week is set aside each year to recognize and promote 4-H across the country. Each year a theme highlights the week. Many of our clubs will have window displays or booths or some special promotion of 4-H in

their community.

**Kansas City 4-H Conference** - Older 4-H members may represent their county at this conference in Kansas City. They join other 4-H'ers from Kansas, Arkansas, Iowa, Missouri, Nebraska, South Dakota and Oklahoma at the four day conference.

**National 4-H Congress** - Each year, National 4-H Congress is attended by nearly 1,500 4-H members from all states and territories. Delegates are selected for state winners in certain project areas.

**National 4-H Conference** - Each year in the spring, delegates from each of the 50 states meet in Washington, D.C. to share ideas and plan for future 4-H programs.


**Kansas Youth Leadership Forum (KYLF)** - This conference is held in the fall. Members attend leadership building workshops and have the opportunity to meet new people and make new friends.

**Citizenship In Action (CIA)** - This event is held at the Kansas Capital in Topeka. Members can watch government at work. They also have an opportunity to meet with local representatives to discuss current issues.

**International 4-H Youth Exchange (IFYE)** - These programs provide youth, ages 15-19, and adults opportunities to learn another culture by living it. Programs include a four week family visit in Japan, a six to eight week experience traveling to another country to live with two or three families, a three to six month experience living with families in another country, or a six-month program with the Soviet Union. Adults can spend three to four weeks touring a country to see programs similar to 4-H. Funds for the youth programs are provided by the participants, Kansas 4-H Foundation, National 4-H Council, County 4-H Councils, and other friends of IFYE.

**Host Families** - Kansas 4-H families can serve as hosts to IFYE exchanges. Applications are available in the Extension Office.

**Citizenship Washington Focus** - Kansas each year sends delegates to the week-plus conference at the National 4-H Center outside Washington, D.C.. Delegates (high school age) are involved in citizenship, leadership workshops, in addition to viewing the historic areas.



## AWARDS

Awards are not an end in the 4-H program. The objective of awards is to encourage and further a youth's educational development and to help him or her look farther up the road of achievements. Some recognition and awards offered in the county are:

**4-H Achievement Pins** - A Membership, Bronze, Clover, Emerald, Silver, Silver Guard, Junior Leadership, Gold and Gold Guard. All 4-H'ers are encouraged to work toward receiving the achievement pins. Members should be given a check list at the beginning of the year.

Membership pins are awarded to members who complete one year of 4-H membership and meet specified requirements. Bronze, Clover, Emerald, Silver, Silver Guard, Leadership, Gold and Gold Guard pins are awarded based upon fulfilling goals stated in the check list. The Gold pin and Guard is the highest award that can be presented a 4-Her by the county. The applications for all of these awards are due the same time as the record books.

**Key Awards** are presented by the state to one percent of the 4-H'ers in Kansas. Selection is based upon all-around 4-H leadership and participation in local, county and state 4-H activities. Minimum age to receive a Key Award is 16. Applications for this award should be obtained early in the year and are due at the same time as record books.

**County Champion Medals** are presented for accomplishment in each individual project. Selection is based on Kansas Award Portfolio. KAP's are turned in to the Extension Office in September. Selection of county champions is done by leaders from another county. County champions in certain projects are eligible to have their KAP's considered for area KAP judging.

Younger 4-H'ers (12 and under) can receive project recognition through completing a Junior Award Application. All junior award applicants who meet a set of criteria receive an award at Achievement Night.

### ➤ Scholarships

**Butler County 4-H Scholarship** - Two \$250 scholarships to 4-H'ers attending Butler County Community College.

**Nath 4-H Scholarship** - Two \$250 scholarships.

### Special Awards -

"I Dare You" award

"Kiwanis Junior Leader" award

"Outstanding 4-H'er" award

"Service to 4-H & Community" award

"Young Leader" award (adult leader, 1-7 years)

## Year at a Glance

**So how does the 4-H year REALLY fit together? Here is an example of one 12-year old 4-Her's yearly calendar (keep in mind that each person's schedule will vary depending on age and number or projects):**

### October

- complete enrollment card and participation form
- attend club meeting
- promote 4-H during National 4-H Week
- participate in 4-H Sunday
- attend 4-H Council
- attend Achievement Night
- Participate in a club service project
- attend project meetings

### November

- attend club meeting
- attend 4-H Council
- attend Junior Leader Meeting
- attend officer's training (for officers only)
- attend project meetings
- meet with club activity committee to plan club Christmas party

### December

- attend New Parent Night
- attend club Christmas party
- attend project meetings
- catch-up on record-keeping

### January


- attend club meeting
- attend 4-H Council
- give a project talk at club meeting
- attend project meetings
- prepare presentations for 4-H Day
- participate in club fundraiser

### February

- attend club meeting; prepare refreshments
- present a speech, talent or music piece at 4-H Day
- participate in Gavel Games and a judging contest at 4-H Day
- attend 4-H Council
- attend project meetings

### March

- attend club meeting
- catch-up on record-keeping
- present your top-blue demonstration at Regional 4-H Days
- weigh your beef
- sing at a nursing home with your club chorus
- attend Junior Leader Meeting



### April

- attend club meeting
- attend 4-H Council
- attend project meetings
- tag your sheep, swine or meat goat

### May

- attend club meeting
- register for county camp
- prepare exhibits for mini fair
- attend project meetings
- attend Junior Leader Meeting
- attend 4-H Council

### June

- attend club meeting
- exhibit in mini fair
- attend county 4-H camp at Rock Springs State 4-H center

### July

- attend club swimming party
- make final preparations for exhibits for County Fair
- attend project meetings
- participate in Fashion Revue and clothing judging
- attend Supporters Picnic (supply food)
- exhibit projects at County Fair
- help in concession stand at County Fair
- write thank you notes to the buyers of your food or livestock
- clean-up the Fairgrounds

### August

- complete records for projects and submit them to your community leader
- complete Award Applications for projects for which you wish to be considered for county champion
- complete pin applications

### September

- attend club meeting
- exhibit at State Fair
- complete Award Portfolios for county competition
- exhibit at the Kansas Junior Livestock Show
- attend 4-H Council