

2022

Butler County 4-H/FFA

Fair Division Rules



Updated March 14th, 2022

Index

SECTION I – 4-H/FFA GENERAL RULES	3
GRIEVENCE PROCESS	4
KANSAS FFA CODE OF CONDUCT	5
KANSAS 4-H CODE OF CONDUCT.....	5
SECTION II – ANIMAL ELIGIBILITY REQUIREMENTS.....	7
LIVESTOCK HEALTH REQUIREMENTS.....	7
LIVESTOCK/ANIMALS RULES AND REGULATIONS.....	9
4-H/FFA ANIMAL DEPARTMENTS	11
BEEF.....	12
DAIRY	16
HORSE	20
MEAT GOATS	23
PIGEON.....	25
POULTRY.....	26
RABBIT.....	28
SHEEP.....	31
SWINE	33
ROUND ROBIN	35
4-H/FFA STATIC DEPARTMENTS	36
CLOTHING.....	37
CLUB BANNERS.....	43
EDUCATIONAL EXHIBITS	45
ENTOMOLOGY	47
FIBER ARTS.....	51
FOODS.....	54
GEOLOGY AND LAPIDARY	61
PHOTOGRAPHY	64
PLANT SCIENCE.....	68
PUBLIC PRESENTATIONS.....	71
STEM:	73
VISUAL ARTS	82
WOODWORKING	85
CLOVERBUDS.....	87
JUDGING CONTESTS AND OTHER EVENTS.....	88

GENERAL RULES

**** ALL PROJECTS REQUIRE PRE-ENTRY FOR 2022 BY JUNE 24, 2022 ****

**** PRE-ENTRY INFORMATION WILL BE SENT OUT ****

- All 4-H/FFA project questions should be directed to the Butler County 4-H Agent or Ag Agent or the respective FFA Advisor.
- Campers, Livestock & Rabbit Auction, and Open Class entries should be directed to: Butler County Fair Board at bucofair@gmail.com.
- Accommodations for persons (youth exhibitors) with disabilities may be requested by contacting Extension Director, Charlene Miller, at the Butler County Extension Office two weeks prior to the start of the event at 316-321-9660. Requests received after this date will be honored when it is feasible to do so.
- Exhibitors should learn the guidelines and exercise caution when using copyrighted materials whenever possible by originating their own work. Exhibitors should use with caution a copyrighted and/or trademarked product or service (a brand name, label or product). A copyright and trademark are legal methods used by writers, artists, corporations, and others to protect their original work. Protected items may range from books to music, logos to computer graphics. Copyrighted and /or trademarked materials used in displays, demonstrations, posters or other activities will be disqualified if the exhibitor does not request permission to use the copyrighted and/or trademarked materials and will not be displayed. The use and inclusion of specific brand names for educational purposes does not imply endorsement or refusal by the Department of 4-H Youth Development, Kansas State University Agriculture Experiment Station and Cooperative Extension Service or the State of Kansas.

READ ENTIRE BOOK CAREFULLY.

RULE CHANGES HAVE BEEN MADE THROUGHOUT THE BOOK.

1. Refer to your respective division rules and/or livestock rules and regulations for specifics per species.
2. Exhibitors and contestants must be a participant in the Butler County 4-H or FFA program. 4-H Members must be enrolled in-projects by May 1. The exhibits entered in the Butler County Fair must be owned and fed, constructed, or grown by the Exhibitor. Exhibits must be the work of the current program year.
3. Fair officials will not be responsible for any exhibits or equipment that is not removed following the designated Fair Clean up time or for any broken or damaged items.
4. The Danish system of awards will be followed in all classes in the youth division of the fair. Exhibits will be placed within five groups: purple, blue, red, white, and green. Exhibits of superior quality will be placed in a purple group (does not apply to livestock divisions). Ribbon placing will be awarded at time of judging. Only purple ribbon

exhibits in static project exhibits may be considered for any Champion or Reserve Champion awards.

5. This is a Youth Event. 4-H Policy states "Alcohol or tobacco products shall not be used by adults in the presence of youth(s) at any 4-H event."
6. Youth exhibitors (individual or group) should avoid using copyrighted materials. Copyrighted and/or trademarked materials utilized in banners, displays, posters or other activities other than for educational purposes will be disqualified and will not be displayed or receive ribbons or premium.
7. Firearms and weapons (including but not limited to items resembling a firearm or weapon) or photos of same are not allowed to be entered or exhibited. Check with Butler County Extension Agents for questions regarding more information.
8. All 4-H/FFA animals are to remain on the Fairgrounds until they are released. They are not allowed in the camping area, in the parking lot or over on city property.
9. Any Exhibitor who is found to have tampered with any exhibit or entered an exhibit that is not eligible for exhibit or does not abide by Fair rules, will be barred from showing.

GRIEVANCE PROCESS

PURPOSE

The 4-H/FFA County Fair grievance process provides a vehicle by which to respond to 4-H/FFA members' concerns relating to all 4-H/FFA activities during the fair.

WHAT ISSUES MAY BE FILED IN A GRIEVANCE

A grievance committee may be convened for the following situations/reasons:

- Alleged wrongdoing.
- Rule violations from what is published in the fair book.

The fair is the responsibility of the Butler County Extension Board, FFA Advisors and the Butler County Fair Association; questions need to be addressed to the Fair Board President, Extension Director, 4-H Agent or FFA Advisors. The 4-H Agent can answer questions regarding the 4-H program such as enrollment, etc. The Extension Office Professionals have been great help putting the fair together. Please do not direct complaints, suggestions, etc. to them but rather to one of the above listed. Any grievances will be handled by the Extension Board Grievance committee consisting of Extension Executive Board representative(s), 4-H Agent, Extension Director, FFA Advisors, Fair Board President, and Division Superintendent(s).

- Any grievances must be delivered in writing, signed and dated by the person making the protest and discussed with the 4-H Agent, FFA Advisor or Extension Director.
- Grievances must be received by the 4-H Agent, FFA Advisor or Extension Director within 24 hours following the occasion for the grievance.
- Such grievances must state plainly the cause of the complaint or appeal and must be submitted to the 4-H Agent, FFA Advisor or Extension Director. Upon receipt of a

qualified grievance, the Extension Agent(s), or FFA Advisors will promptly notify the grievance committee and any and all persons involved.

- The committee will act within 24 hours of receiving a written complaint. If a resolution cannot be reached, the grievance committee will take the grievance to the Butler Co. Extension Board, meeting the 1st Tuesday of each month for a final decision.
- Following any decision, the course of action will be entered into writing and delivered to the any and all persons involved.

KANSAS FFA CODE OF CONDUCT

FFA Code of Ethics: FFA members conduct themselves at all times to be a credit to their organization, chapter, school, community and family.

As an FFA member, I pledge to:

1. Develop my potential for premier leadership, personal growth and career success.
2. Make a positive difference in the lives of others.
3. Dress neatly and appropriately for the occasion.
4. Respect the rights of others and their property.
5. Be courteous, honest and fair with others.
6. Communicate in an appropriate, purposeful and positive manner.
7. Demonstrate good sportsmanship by being modest in winning and generous in defeat.
8. Make myself aware of FFA programs and activities and be an active participant.
9. Conduct and value a supervised agricultural experience program.
10. Strive to establish and enhance my skills through agricultural education in order to enter a successful career.
11. Appreciate and promote diversity in our organization.

Adopted by the delegates at the 1952 National FFA Convention. The Code of Ethics was revised by the delegates at the 1995 National FFA Convention.

KANSAS 4-H CODE OF CONDUCT

The 4-H Code of Conduct is intended to foster a safe environment that encourages optimal learning and growth. The opportunity to participate in or attend 4-H activities is a privilege and not a right. All 4-H participants –youth, families, volunteers, and Extension staff—who participate in or attend any activity or event sponsored by Kansas State Extension 4-H Youth Development Program are expected to uphold the values of the Kansas 4-H program and conduct themselves according to the following standards listed below. These standards also apply to online 4-H activity, including social media and internet presence. Whether online or in person, this Code of Conduct is to guide participants to think critically, behave safely, and participate responsibly in our shared world. The following Kansas 4-H Code of Conduct is a condition of participation in any Kansas 4-H activity or program. When I participate in 4-H programs, I agree to:

1. Be present, attentive and engaged in the 4-H activities. Practice good sportsmanship, be helpful to others, uphold ethical practices in 4-H projects and events, and never cheat or falsely represent efforts related to 4-H project activities.
2. Know and follow federal, state and local laws that apply to minors (e.g., no use of alcohol, illicit (non-prescribed) drugs, and tobacco in any form) even when I am 18 or 19 years old and still a program participant.
3. Use language and actions that do not substantially interfere with others' participation in the program. (Swearing, harassment, and bullying are not allowed.) You are personally responsible for any damage you cause as a result of your behavior, including the cost of any physical injury or property damage you cause in the course of your participation in any program or event.
4. Know and follow safety policies and procedures of Kansas State University, Kansas State Research and Extension (KSRE), and guidelines of the 4-H Youth Development Program, as applicable to this program. (Such as: not leaving the program area without permission from the program supervisor; be in assigned lodging and program areas during activities; abide by curfew hours; and, any other additional safety policies established by a specific event or program.)
5. Obey all rules and directives that apply to the 4-H activity where I am involved.
6. Use mobile electronic devices during a scheduled 4-H activity only in a manner that is consistent with the approved activity and not disruptive.
7. Apply these conduct standards to online 4-H activity, including social media and internet presence.

Special thanks to the Butler County Extension Council, FFA Advisors, the Program Development Committee and the Butler County Extension Agents for their development of the 4-H/FFA rules and guidelines for the 2022 Butler County Fair.

Butler County Extension Director/Ag Agent: Charlene Miller

Butler County 4-H Agent: Briony Smith

Flinthills FFA Advisor: Ryan Beeson

Bluestem FFA Advisor: Paxton Trembly

Butler County Extension Council

Chair – Kyle Nichols

Vice Chair – Jessica Cabrales

Secretary – Oleta McKinney

Treasurer – Kristine Goossen

Members –Carla Varner, Jacob Kehler, Bonnie Brewer, Jerry Long, Tara Varner

4-H and Youth Program Development Committee

Jessica Cabrales
Kristine Goossen
Noah McLaughlin
Penny McNett
Melissa Scribner
Carla Varner

SPECIAL THANKS TO EXTENSION OFFICE PROFESSIONALS
Andrea Evans
Darla Deaton

SECTION II - ANIMAL ELIGIBILITY REQUIREMENTS

Only animals pre-entered in the Fair will be allowed to be on the fairgrounds. Requirements due by June 1. Forms and descriptions can be found at: <https://www.butler.k-state.edu/4-h/livestock.html>

- Owner Certification of Market Animals
- Animal Care /Household Nomination
- YQCA certification dated during current program Year (Required for **all** animal exhibitors, except horses)

LIVESTOCK HEALTH REQUIREMENTS

General Health Requirements

All animals are subject to examination by the fair veterinarians and shall be free of clinical signs of infectious or contagious disease. Health certificates are not required. Any animal determined by Fair Veterinarians to have signs of an infections or contagious disease will not be permitted to exhibit and will be sent home.

THE BUTLER COUNTY GRIEVEANCE COMMITTEE HAS THE RIGHT TO DISMISS ANY ANIMAL FROM THE GROUNDS THAT DOES NOT MEET THESE REQUIREMENTS. ALL LIVESTOCK WILL BE INSPECTED BY A FAIR VETERINARIAN BEFORE THEY ARE UNLOADED. (BEEF INSPECTED IMMEDIATELY AFTER UNLOADING).

Any costs of special tests or posting of dead animals will be the responsibility of the owners. Any animal which dies on the fairgrounds will have a necropsy performed by the Fair Veterinarian.

Superintendents reserve the right to call for an inspection of an animal or animals by the Fair Veterinarian. Any medication given internally must be given under the Fair Veterinarian's supervision. Any drenching must be done by a Fair Veterinarian.

Cattle (Beef and Dairy)

- All cattle must meet the general guidelines.
- Cattle determined by veterinarians to have lesions of ringworm, warts or infested with mange will not be permitted to exhibit.

Horses

- All horses must meet the General Requirements.
- A comprehensive vaccination protocol is recommended, but not required by KDAH.
- Kansas Origin Horses – A valid VS Form 10-11 showing evidence of a negative Equine Infectious Anemia (Coggins) test conducted by a state-approved laboratory within 12 months prior to exhibition is recommended, but not required by KDAH.

Swine

- Swine originating in Kansas must meet the general requirements.

Poultry

- All poultry must meet the General Requirements.
- Kansas Origin Poultry - Kansas continues its designation as a Pullorum-Typhoid (P-T) Clean state.
- All poultry (except waterfowl) are required to show proof of being P-T clean by one of the following:
 - Originate from a certified U.S. Pullorum-Typhoid clean flock
 - Test negative on a P-T test within 90 days of exhibition. Waterfowl do not require testing. Sealed leg bands and proper paperwork will be required. (Butler County will hold a testing within 90 days of Fair)

Sheep

- All market lambs must be slick shorn (no more than ¼ inch of wool) above the hocks prior to arrival at the fair.
- All sheep will be inspected at unloading by fair veterinarians who will determine that the animals are free of clinical signs of infectious disease. Some examples of infectious disease could be lesions of ringworm, "sore mouth", club lamb fungus, etc. Sheep will not be allowed to unload until inspected.
- Sheep with infectious skin lesions will be denied entrance to the barns.
- It is required that all sheep be identified with an official USDA Scrapie Premise I.D. tag. This requirement includes wethers. Lambs, under 8 weeks of age, accompanying their dams, are exempt from tagging requirements.

Goats- Dairy and Meat

- Goats shall meet the general requirements.
- All goats, including wethers, must be identified with a registered tattoo or an official USDA premises ID tag (Scrapie tag.) Goats identified with registration tattoos must have legible tattoos and must have registration papers for these animals available for inspection.
- All goats will be inspected at unloading by fair veterinarians who will determine that the animals are free of clinical signs of infectious disease. Some examples of infectious

disease could be lesions of sore mouth, ringworm, warts, infection of mange, etc. Goats will not be allowed to unload until inspected.

LIVESTOCK/ANIMALS RULES AND REGULATIONS

Livestock should have stall cards above pens or stalls. Rabbits and poultry should have entry cards attached to cages.

Exhibitors must be able to control their animals at all times. Exhibitors who bring animals to the fair that are deemed uncontrollable and therefore constitute a safety hazard will be required to take their animal home immediately. The Butler County Grievance Committee will make the final decision.

Each exhibitor shall be responsible for ensuring that their animal is fed, watered, and cared for during the fair. PLEASE NOTE: Exhibitors will provide shavings, carpet or sawdust for all livestock. All livestock exhibitors must be on hand to exhibit their entries. In case exhibitor has two entries in the same class, he or she may utilize the assistance of another Butler County 4-H or FFA member exhibiting livestock at the Fair or a sibling currently enrolled in the Butler County 4-H or FFA program. It is the responsibility of each exhibitor to see that their entries are judged. Each exhibitor must groom his or her own animal and may use only the assistance of an immediate family member (mother, father, grandparent, legal guardian, brother or sister) or of another 4-H or FFA Family exhibiting at the current Butler County Fair. Violation of this rule may disqualify an exhibitor. Decision as to disqualifications will be handled by the Grievance Committee.

All animals that are not eligible to be shown or fail health inspection at check-in or deemed necessary to be sent home by a veterinarian must be removed from the fairgrounds immediately. This determination and decision will be made by the Butler County Grievance Committee and/or veterinarian on duty.

If an exhibitor removes their animal from the show ring prior to completion of judging of the species without the consent of the superintendent, the exhibitor may be disqualified, and premiums forfeited.

Animals shown in the market classes are not eligible to show in the breeding classes and vice versa.

No drenching equipment will be allowed on the fairgrounds. No artificial filling of an animal will be tolerated and grounds for immediate disqualification.

Fans must be hung or secured properly. No metal to metal conduct is allowed. No wires may be used to hang fans.

All 4-H/FFA livestock animals are to remain on the Fairgrounds or other designated area. They are not allowed in the camping area, in the parking lot or over on city property.

All animals shown at the Butler County Fair will be subject to comprehensive drug testing. Any drug related problems involving animals shall result in the banishment of exhibitor and

immediate family from all future Butler County youth animal exhibits. Failure to cooperate for testing will also result in immediate disqualification and banishment.

ALL ANIMALS (excluding rabbits) MUST BE INSPECTED BY FAIR VETERINARIAN IMMEDIATELY AFTER OR PRIOR TO UNLOADING. FOLLOW DIRECTIONS AT TIME OF UNLOADING

All exhibitors should attend the livestock exhibitor meeting. Refer to the schedule for the date & time.

All livestock exhibitors (beef, sheep, swine, and meat goat) are **REQUIRED** wear a long or short sleeve collared shirt, tucked into good, clean jeans or khaki pants, and sturdy closed toe shoes. Exhibitors will not wear t-shirts; tank tops; low-cut shirts; sheer blouses; sleeveless shirts; open shoulder shirts, clothing that exposes cleavage or bare midriff while standing, kneeling, or bending over animal; shorts; or sandals/flip flops. Dairy goat contestants should wear white shirts and pants meeting the aforementioned guidelines. If wearing jeans/slacks goes against religious beliefs, a long knee-length skirt is acceptable instead of the jeans/slacks. Please consult species superintendent if further clarification is needed.


All animals, with the exception of Poultry, will have showmanship classes. Showmanship requires pre-entry. Member must own and exhibit the animal shown. Three showmanship classes will be provided. Junior (7-9), Intermediate (10-13) and Senior (14-18). Age is determined by January 1 of the current 4-H year.

Order of shows for Beef, Sheep, Swine and Meat Goat will be as follows: breeding, showmanship, market

4-H Animal Divisions

****ALL PROJECTS REQUIRE PRE-ENTRY FOR 2022 BY JUNE 24, 2022****

****PRE-ENTRY INFORMATION WILL BE SENT OUT****



DEPARTMENT – BEEF

1. READ GENERAL RULES, LIVESTOCK RULES, HEALTH REQUIREMENTS, ELIGIBILITY REQUIREMENTS
2. NO ANIMALS WILL BE ALLOWED TO BE TIED OUTSIDE THE PIPED-IN AREA AROUND THE BEEF BARN.
3. NO BLOCKING CHUTES ARE TO BE PLACED IN THE BARN.
4. GENERATORS MAY BE USED AT THE TIE-OUT RAILS SOUTH OF THE BEEF BARN ONLY.
5. DIVISION SUPERINTENDENTS RESERVE THE RIGHT TO CALL FOR AN INSPECTION OF AN ANIMAL OR ANIMALS BY THE FAIR VETERINARIAN.
6. ALL BEEF CLASSES WILL BE A “BLOW AND SHOW” (NO-FIT SHOW). “BLOW AND SHOW” IS DEFINED AS USING NO ADHESIVE, GLUE, PAINT, OR POWDER PRODUCTS.

DIVISION 101 – BUCKET CALF INTERVIEW CLASS

Check-in: Thursday, July 14 6:00 – 9:00 PM

Weigh-In: Friday, July 15 12:00 PM

Judging: Saturday, July 16 11:00 AM

Co-Superintendents: Carrie Claassen, Gary Claassen

1. Calves exhibited must have been born after January 1 and before May 1 of the current year. Bucket calves must be tagged by county tagging deadline with an official 4-H tag. Refer to county tagging guidelines for tagging information. Calves also must have been raised (fed) on a bucket or bottle. Only steers and heifers may be shown.
2. All male calves must be castrated and be healed before brought to the Fair. If banded, the scrotum must have fallen off. All animals must be free of infectious lesions and congenital defects.
3. Exhibitors must be 12 or younger on January 1 of the current 4-H year and cannot be showing any other beef at the fair.
4. Judging of classes 1 and 2 will be based on an interview by the judge to determine the 4-Hers knowledge of raising a calf.
5. Exhibitors may make only one entry in class 1 or 2.

Classes:

- Class 1 - 10-12-year-old 4-Hers Interview Class
- Class 2 - 7-9-year-old 4-Hers Interview Class

** There is a Bucket Calf Dress Up Contest – Refer to the Section regarding Judging Contest and Other Events. No pre-entry required**

DIVISION 102 – BUCKET CALF SHOWMANSHIP

1. Exhibitors participating in the interview class are eligible to participate in the Showmanship Class
2. Pre-Entry is required by pre-entry deadline
3. Showmanship will immediately follow the interview class and is Blow and Show only

Classes:

- Class 1 - 10-12-year-old 4-Hers Interview Class
- Class 2 - 7-9-year-old 4-Hers Interview Class

BUCKET CALF SPECIAL AWARDS – To Be Announced

DIVISION 103 - BREEDING BEEF

Check-in: Thursday, July 14 6:00 – 9:00 PM

Weigh-In: Friday, July 15 11:00 AM – 12:00 PM

Judging: Saturday, July 16 6:00 PM

Co-Superintendents: Tony Borg, Ryan Parker

1. Each exhibitor is limited to 2 breeding animals.
2. Breeding heifers & Cow/Calf pairs cannot have been shown as a market heifer at a previous fair.
3. Registration or transfer papers must be in club member's name, dated on or before June 15. Heifers and cows may be co-owned and co-registered by two or more 4-H members of the same family.
4. All commercial heifers and cows must have been tagged by June 15 with an official 4-H tag through the official tagging process.
5. Champion and Reserve Champion winners will show for Grand and Reserve Grand Heifer.
6. Heifers and cow/calf pairs will show by breed and age.
7. The calves on the cow/calf pairs must have been born within 270 days of the show date at the fair and must still be at the cow's side and nursing. The calf must be halter led.
8. An overall Supreme and Reserve Supreme Heifer, along with an overall Supreme and Reserve Supreme Cow/Calf Pair will be selected.

Classes:

- Class 1 - Senior Heifer Calf, 7 – 10 months old
- Class 2 - Summer Yearling, 11 to 14 months old

- Class 3 - Junior Yearling, 15 – 18 months old
- Class 4 - Senior Yearling, 19 – 22 months old
- Class 5 – Cow/Calf Pair

DIVISION 104 - MARKET BEEF

Check-in: Thursday, July 14 6:00 – 9:00 PM

Weigh-In: Friday, July 15 11:00 AM – 12:00 PM

Judging: Saturday, July 16 6:00 PM

Co-Superintendents: Tony Borg, Ryan Parker

1. Each exhibitor is limited to 2 market beef
2. All Market Beef (Steers, Heifers and Dairy) must be tagged and weighed on the designated weigh-in/tagging day.
3. Market Beef Must weigh a minimum of 950 pounds to be eligible to show for Grand and Reserve Grand Market Beef. Animals not making weight will show in an underweight class and not be eligible for Grand or Reserve Grand Market Beef.
4. All market animals will be mouthed and they must have baby teeth in place at check-in.
5. Market Beef will be shown by weight and not by breed. Champions and Reserve Champions in the light, middle and heavy weight divisions will show for Grand and Reserve Grand Champion of the Market Beef Division.
6. If you plan to sell a Market Beef at the Livestock Auction, you must enter for the sale by the respective deadline. Refer to Livestock Sale section
7. Market Heifers must be open (not bred).

Classes:

- Class 1 – Market Steer
- Class 2 – Market Heifer

DIVISION 105 – BEEF SHOWMANSHIP


1. This Showmanship is open to any exhibitor showing a Breeding Beef or Market Beef at this year's fair. This division is not open to Bucket Calf Exhibitors.
2. Pre-entry is required

Classes:

- Class 1 – Senior Beef Showmanship 14-18
- Class 2 – Intermediate Beef Showmanship 10 -13
- Class 3 – Junior Beef Showmanship 7-9

BEEF SPECIAL AWARDS – To Be Announced

DIVISION 106 – BEEF CARCASS CONTEST



Sign-up: Will occur with pre-entries

Superintendents: Noah McLaughlin, Ryan Parker, Travis Holcomb, Darren Jackson, Paxton Trembly

1. Open to all Market Beef exhibiting at the 2022 Butler County Fair.
2. Each 4-Her is limited to 2 entries (market animals).
3. Sign-up for the Carcass Contest will coincide with Fair pre-entries and follow the Fair pre-entry deadline.
4. Exhibitor's name and animal ear tag will be documented and verified at sign-up and at time of unloading at Walnut Valley Packing.
5. The 4-H tag is **required** to remain in the ear of the calf until the locker removes it at processing.
 - a. Removal of the tag will forfeit participation in the Carcass Contest
6. Exhibitor is responsible for sale of meat along with any processing fees.
7. 4-H and FFA will be responsible for transporting their beef to the locker at 7 a.m. on Tuesday, July 19th. Any animal not in line at 7:30 will not be considered for the carcass contest.
8. All market beef will be butchered and carcasses judged at Walnut Valley Packing in El Dorado (1000 S. Main St, El Dorado).
9. Exhibitors are encouraged to view judging as part of an educational experience on how the carcass is evaluated. This compliments the YQCA components of consumers and producers along with the various cuts of meat.
10. Any market beef disqualified at or sent home from the Fair, will not be eligible for the carcass contest. However, they can still be processed at Walnut Valley Packing if they arrive between 7 a.m. and 7:30 a.m. on Tuesday, July 19th. The animal will have to pass an inspection by Walnut Valley Packing.


2022 BEEF CARCASS CONTEST AWARDS

SPONSORED BY:

Fleming Feed & Grain
309 S. Main St.
Leon, KS 67074
(316) 742-3411

1ST PLACE - \$500, 2ND PLACE - \$400, 3RD PLACE - \$300, 4TH PLACE - \$200, 5TH PLACE - \$100

TOP 5 WILL ALSO RECEIVE A PLAQUE IN ADDITION TO THE CASH AWARD



Department – DAIRY

1. Read General Rules, Livestock Rules, Health Requirements and Eligibility Requirements

DIVISION 107 – DAIRY CATTLE

Check-in: Thursday, July 14 6:00 – 9:00 PM

Judging: Friday, July 15 9:00 AM (To follow Dairy Does)

Co-Superintendents: Tony Borg, Carla Varner

Assistant Superintendent:

1. Read General Rules, Livestock Rules, Health Requirements and Eligibility Requirements
2. A club member may exhibit a maximum of 4 head of dairy animals, but not more than 2 cows and 2 heifers.
3. You must own or lease all animals you exhibit. Registration papers will be required at check-in on registered animals. Registration papers must be in the name of the 4-H Exhibitor by June 15th of the current 4-H year. All grade or leased animals must provide official "4-H Grade Dairy Cattle or Leasing Identification form" to the Extension Office by June 15th of the current 4-H year.
4. Animals may be co-owned and co-registered by two or more active, regular 4-H members of the same family. They may not be registered in a farm name, include names of adults, or youth enrolled in the Cloverbud program.
5. Exhibitors must be neatly and appropriated attired (preferably in white) when showing their animals in the ring.
6. Dairy cattle and dairy cattle exhibitors will not be included in Round Robin Showmanship.
7. Showmanship is available to anyone exhibiting Dairy Cattle

Classes:

- Class 1 - Heifer Calves 11 months and younger
- Class 2 - Yearling Heifers, 12 – 18 months
- Class 3 - Heifers or Cows, older than 18 months

DIVISION 108 – DAIRY CATTLE SHOWMANSHIP

1. This Showmanship is open to any exhibitor showing Dairy Cattle at this year's fair. This division is not open to Bucket Calf Exhibitors.
2. Pre-entry is required

Classes:

- Class 1 – Senior Dairy Cattle Showmanship 14-18

- Class 2 – Intermediate Dairy Cattle Showmanship 10 -13
- Class 3 – Junior Dairy Cattle Showmanship 7-9

DAIRY CATTLE AWARDS – To Be Announced

DIVISION 109 – DAIRY DOES

Check-in: Thursday, July 14 6:00 – 9:00 PM

Judging: Friday, July 15 9:00 AM

Co-Superintendents: Tony Borg, Carla Varner

Assistant Superintendent: Amy Varner

1. Animals must be dehorned and debudded.
2. Animals will be divided into registered and grade classes. Must be a Dairy Goat breed.
3. Showmanship classes will be judged first.
4. Classes will be provided for breeds that are recognized by the American Dairy Goat Association. These breeds are Alpine, Guernsey, LaMancha, Nigerian Dwarf, Nubian, Oberhasli, Saanen, Sable, Toggenburg and Recorded Grade (Experimentals). The Recorded Grades have brown registration paper issued by ADGA.
5. Entries will be placed in classes by age with the day of judging being the base date. Each exhibitor is limited to a maximum of two dairy goats per class, and a total of 6 animals. Only does are allowed to show in breeding classes.
6. A Celebrity Dairy Goat Milking Contest will be held. Refer to the schedule for date and time.
7. Exhibitors are requested to be neatly and appropriately attired (preferably in white) when showing their animals in the ring.
8. Does in production may be released by Superintendent to go home after showing.
9. All dairy does will show in their respective breed classes. All grades will show together and broke by age.
10. Registration papers or stamped duplicate registration applications will be required for all registered animals. Animal papers must be in the name of the 4-Hers by July 1 or show ownership by July 1 for grades.
11. Animals without registration papers or legible tattoos, will show with the grades, on a bill of sale
12. Grade classes are county competition only
13. The grade does should be identified with an official USDA Scrapie Premise I.D. tag. Goats, under 8 weeks of age, accompanying their dams, are exempt from tagging requirements.

Classes:

- Class 1 – Junior Doe, born April 1 of current year and younger
- Class 2 – Junior Doe, born from March 1 to March 31 of current year
- Class 3 – Junior Doe, born January 1 to February 28 of current year
- Class 4 – Junior Doe, dry yearling
- Class 5 – Senior Doe, under 2 years in milk
- Class 6 – Senior Doe, 2 years to under 3 years in milk

- Class 7 – Senior Doe, 3 years to under 4 years in milk
- Class 8 – Senior Doe, 4 years to under 5 years in milk
- Class 9 – Senior Doe, 5 years and over in milk

DIVISION 110 – MARKET DAIRY WETHERS

1. Exhibitors are requested to be neatly and appropriately attired. White is preferred but not required.
2. Market Dairy Goats must weigh a minimum of 34 pounds. Underweight goats will show in a separate class and not be eligible for Best in Show.
3. Animals will be weighed without blankets.
4. Animals must have baby teeth in place.
5. Animals may be shown with or without horns.
6. Best Dairy Wether and Reserve Best Dairy Wether in Show will NOT show for overall Grand and Reserve Grand Market Meat Goat.
7. Goats should have 2 tattoos in their tail or ear.
 - a. Left side – 4H'er's initial & a # - for example (Cara Clover CC1)
 - b. Right side – Breeder's Herd ID/Association Recognized Herd ID
8. Animals are required to come to tagging, must be tattooed prior to tagging, and bring the issued tag with them to County Fair.
9. Will compete in Showmanship in the Dairy goat division and not the meat goat division.
10. Exhibitors are limited to a total of 2 market goats (2 market dairy OR 1 market dairy and 1 market meat OR 2 market meat goats)

Classes:

- Class 1 – Miniature Market Dairy Wether
 - Nigerian Dwarf
- Class 2 – Standard Market Dairy Wether
 - Alpine
 - Lamancha
 - Nubian
 - Oberhasli
 - Saanen
 - Sable
 - Toggenburg
 - Recorded Grade/Experimentals
 - Guernseys

DIVISION 111 – DAIRY GOAT SHOWMANSHIP

1. This Showmanship is open to any exhibitor showing Dairy Goats at this year's fair; this includes Dairy Does and Dairy Market Wethers
2. Pre-entry is required


Classes:

Class 1 – Senior Dairy Goat Showmanship 14-18

Class 2 – Intermediate Dairy Goat Showmanship 10 -13

Class 3 – Junior Dairy Goat Showmanship 7-9

DAIRY GOAT SPECIAL AWARDS – To be announced



Department – HORSE

DIVISION 112 – HORSES

Check-in: Saturday, July 9 5:30 PM

Judging: Saturday, July 9 6:00 PM

Location: Three Wooden Crosses, 5118 SW 100th St, Augusta, KS

Superintendent: TBA

Assistant Superintendent: TBA

1. Read General Rules.
2. To be eligible to exhibit you must have turned in a horse ID form on or before May 1st to the Butler County Extension Office.
3. A 4-H Horse Identification Form must be presented for each horse exhibited and/or riders in this division. This identification will be checked before the Horse Show.
4. All animals must be broke to lead.
5. Stallions may not be shown in any class.
6. No member may make more than two entries in any one halter class and not more than one entry in any performance class (including showmanship). Each exhibitor will be limited to four animals in this division.
7. The superintendent has the privilege to divide and consolidate classes depending on number of entries in any one class.
8. Those entering in the walk/trot classes may enter ONLY walk/trot classes and may NOT enter in any other performance or speed event class.
9. The Horse Show shall be governed by the rules set forth in the Handbook for Kansas 4-H Horse Shows and Events, Spring 2020.
10. The use of protective headgear in place of a hat, is the optional choice of the exhibitors in any and all Western Classes, including judged, timed and futurity classes.
11. No weanlings can be shown.
12. Only exhibitors are allowed to ride/train his/her horse at the show.
13. Exhibitor's age is determined by how old they are as of January 1 of the current year.
14. High point and Reserve High Point awards will be given in each age division. The walk trot division will also have a high point and reserve. Qualifications based on one horse and one rider.

Halter classes:

Stock type: Includes but not limited to Quarter Horse, Buckskin, Palomino, Paint, Appaloosa, Mustang (mares and geldings except as noted)

- Class 1 – Stock type Mares (any age)
- Class 2 – Stock type Geldings (any age)

Non-Stock type: Includes but not limited to Arabian, Morgan, Thoroughbred, American Saddlebred (mares and geldings) and Ponies [all breeds, 56" and under (mares and geldings)]

- Class 3 – Halter Non-Stock Type Mares (any age)
- Class 4 – Halter Non-Stock Type Geldings (any age)

Showmanship:

- Class 5 – Showmanship, 14-18
- Class 6 – Showmanship, 10-13
- Class 7 – Showmanship, 7-9

Western Horsemanship:

- Class 8 – Western Horsemanship, 14-18
- Class 9 – Western Horsemanship, 10-13
- Class 10 – Western Horsemanship, 7-9
- Class 11 – Western Horsemanship, walk/trot, member of all ages

Western Pleasure: (Exhibitor may NOT show in more than one Western Pleasure class with the same horse.)

- Class 12 – Western Pleasure, 14-18
- Class 13 – Western Pleasure, 10-13
- Class 14 – Western Pleasure, 7-9
- Class 15 – Non-Stock type and Pony Western Pleasure, member all ages
- Class 16 – Walk-trot Western Pleasure, member all ages

Working Ranch Horse

- Class 17 – Working Ranch Horse, member all ages

English Pleasure

- Class 18 – English Pleasure, member all ages
- Class 19 – English Pleasure Walk/trot, member all ages

English Equitation

- Class 20 – English Equitation, member all ages

- Class 21 – English Equitation Walk/Trot, member all ages

Trail:

- Class 22 – Trail, 14-18
- Class 23 – Trail, 10-13
- Class 24 – Trail, 7-9
- Class 25 – Walk/Trot Trail, member all ages


Reining:

- Class 26 – Reining, 14-18
- Class 27 – Reining, 10-13
- Class 28 – Reining, 7-9

Timed Events:

- Class 29 – Poles, 14-18
- Class 30 – Poles, 10-13
- Class 31 – Poles 7-9
- Class 32 – Barrels, 14-18
- Class 33 – Barrels, 10-13
- Class 34 – Barrels, 7-9
- Class 35 – Flags, 14-18
- Class 36 – Flags, 10-13
- Class 37 – Flags, 7-9

HORSE SPECIAL AWARDS – To be announced



Department – MEAT GOATS

Check-in: Thursday, July 14 6:00 – 9:00 PM

Weigh-In: Friday, July 15 9:00 – 10:00 AM

Judging: Friday, July 15 6:00 PM

Superintendent: Penny McNett

Assistant Superintendent: Tony Borg, Will Johnson, Tara Varner

1. Read GENERAL RULES, LIVESTOCK RULES, HEALTH REQUIREMENTS AND LIVESTOCK SALE RULES.
2. Should be meat-type goat.
3. Each exhibitor will be limited to a total of two breeding animals and two market animals.
4. Showmanship will be available for those exhibiting meat goats at the Fair. Pre-entry is required
5. Superintendents reserve the right to call for an inspection of an animal or animals by the Fair Veterinarian.

DIVISION 113 – BREEDING MEAT GOAT DOES

1. Scrapies Tags required
2. Commercial does will be shown by weight. Commercial breeding does must be tagged by June 15 with an official 4-H tag.
3. Champion and Reserve Champions in each breed will show for Supreme and Reserve Supreme Breeding Meat Goat.
4. Registered breeding does will be shown by age and breeding registration papers will be required. Breeding does will be judged by breed standards. Age will be determined by teeth.

Classes:

- Class 1 – Registered Does 11 months and younger
- Class 2 – Registered Yearling Does 12 to 22 months
- Class 3 – Registered Older Does over 22 months
- Class 4 – AOB Does
- Class 5 – Commercial Does – shown by weight

DIVISION 114 - MARKET MEAT GOAT

1. Scrapies Tag required
2. Entries in the market meat goat class must be either wethers or does (no bucks allowed) and will be shown shorn (no more than 3/8-inch hair).
3. Market Meat Goats must weigh a minimum of 50 pounds. There is no maximum limit. Underweight goats will show in a separate class and not be eligible for Grand or Reserve.
4. This division will be weighed at the fair without blankets. The classes may be divided by weight to make two or more uniform classes.
5. May be shown with or without horns.
6. Goats must have their milk teeth to be eligible to compete in the market classes
7. If you are showing a Dairy wether, refer to the Dairy division.
8. Exhibitors are limited to a total of 2 market goats (2 market dairy OR 1 market dairy and 1 market meat OR 2 market meat goats)
9. Champion and Reserve Champion of the light, middle and heavy weight divisions will show for Grand and Reserve Grand Market Meat Goat.

Classes:

- Class 1 – Market Meat Goat

DIVISION 115 – MEAT GOAT SHOWMANSHIP

1. This Showmanship is open to any exhibitor showing Meat Goats at this year's fair.
2. Pre-entry is required

Classes:

- Class 1 – Senior Meat Goat Showmanship 14-18
- Class 2 – Intermediate Meat Goat Showmanship 10 -13
- Class 3 – Junior Meat Goat Showmanship 7-9

MEAT GOAT SPECIAL AWARDS – To Be Announced



Department – PIGEONS

DIVISION 116 – PIGEONS

Check in: Thursday, July 14 6:00 – 9:00 PM

Judging: Friday, July 15 10:00 AM

Superintendent: Burgundy Bennett

Assistant Superintendent:

1. Read General Rules, Livestock Rules, Health Requirements, and Eligibility Requirements.
2. All entries must be single birds.
3. No pullorum test is required on pigeons.
4. Members may not enter more than two birds per class regardless of breed. Each exhibitor is limited to eight birds. Youth exhibitor must be present when exhibits are judged.
5. All pigeons must be shown with numbered band. Young birds must be shown with seamless bands or else be judged in the old class. Young birds are those born in the calendar year of the show.
6. Judging will be by comparison only using the latest standards of the National Pigeon Association.
7. Class will be offered for the following breed types: utility, fancy and flying/performing.
8. There are no classes for Pigeons at the Kansas State Fair.

Classes:

- Class 1 – Old Cock
- Class 2 – Old Hen
- Class 3 – Young Cock
- Class 4 – Young Hen

PIGEONS SPECIAL AWARD – To Be Announced



Department – POULTRY

DIVISION 117 – POULTRY

Check in: Thursday, July 14 6:00 – 9:00 PM

Judging: Friday, July 15 10:00 AM

Superintendent: Burgundy Bennett

Assistant Superintendent:


1. Read General Rules, Livestock Rules, Health Requirements, and Eligibility Requirements.
2. The pullorum-typhoid blood test will be required within 90 days of the Butler County Fair and the Kansas State Fair for all chickens and turkeys. Waterfowl are not required to be tested. The test may be done elsewhere but the proper paperwork and a sealed leg band must accompany the tested poultry.
3. Members may not make more than one entry per class in pens of three, two entries per class in single pen breed classes, and not more than one turkey. A total of thirteen entries per member is allowed.
4. Judging of all classes, except Market Poultry, will be done on basis of exhibition and production qualities. Members exhibiting well-developed birds of production quality will be credited for it even if they vary slightly from standard perfection. Disqualifications will bar competition.
5. Market Poultry will be judged on meat qualities only. It is required that Poultry be banded to insure proper identification.
6. Each member should bring watering cups and feed - no flimsy cups. Coops will be supplied at the show, and club member will place exhibit in pen assigned.
7. All Poultry will be judged on a pen basis.
8. Exhibitor must be present when Poultry is judged.
9. In Poultry, a young bird is a bird born in the current year.
10. Class changes may be made between young and old fowl or production and dual purpose as long as the pre-entry was made. NO ENTRIES will be added at the fair.

Classes:

- Class 1 - Standard Breeds, Large Fowl—One young bird of either sex
- Class 2 - Standard Breeds, Large Fowl—One old bird of either sex
- Class 3 - Standard Breeds, Bantams—One young bird of either sex
- Class 4 - Standard Breeds, Bantams—One old bird of either sex
- Class 5 - Production Pullets—Pen, 3 standard-bred, crossbred, or strain cross pullets, or sexlink pullets to be judged on egg production qualities only

- Class 6 - Production Hens–Pen, 3 standard-bred, crossbred, or strain cross, or sexlink hens to be judged on egg production qualities only
- Class 7 - Dual purpose pullets–Pen of 3 (Ex: Rhode Island Red, New Hampshire, Plymouth Rock, etc.)
- Class 8 - Dual purpose hens–Pen of 3 (Ex: Rhode Island Red, New Hampshire, Plymouth Rock, etc.)
- Class 9 - Meat-Type Chickens–Pen of 3, standard-bred, crossbred, or strain cross birds of the same sex to be judged on meat production qualities only. Cornish cross/broilers 5 to 8 weeks of age. (County Competition Only)
- Class 10 - Turkeys, all breeds–1 bird of either sex
- Class 11 - Ducks, Standard Old–1 old bird of either sex
- Class 12 - Ducks, Standard Young–1 young bird of either sex
- Class 13 - Ducks, Bantam–1 bird of either sex
- Class 14 - Geese, all breeds–1 bird of either sex
- Class 15 - Pen of other fowl–2 birds (County Competition Only)

POULTRY SPECIAL AWARDS – To Be Announced



Department – RABBITS

Check in: Thursday, July 14 6:00 – 9:00 PM

Judging: Saturday, July 16 8:00 AM

Superintendent: Will Johnson

Assistant Superintendent:

1. Read General Rules, Livestock Rules, Health Requirements, and Eligibility Requirements.
2. Exhibitor MUST be present when rabbits are judged. Only another Butler County 4-H member may assist in getting a rabbit to and from the judging table.
3. Each exhibitor is limited to a maximum of 18 rabbits.
4. Each member will furnish his own feed and watering cup. A coop space will be provided.
5. Each rabbit entered in any class is required to have a legible permanent tattoo in left ear, if not, entry will be eliminated. Tattoo must be healed by time of fair.
6. Substitutions allowed in same class and breed.
7. Any rabbit shown at the Fair must be owned and in the possession of the 4-H or FFA exhibitor before July 1 of the current year.
8. The Superintendent will have the authority to require that some rabbits be shown on a carrier show basis. This will only be asked of 4-H or FFA members with a large number of entries if coop space is not available.
9. There must be 5 rabbits shown in a breed to receive Special Awards.
10. All rabbits will be divided into age classes and judged according to their breed standard as listed in the ARBA "Standard of Perfection". Only breeds recognized by ARBA may be shown.
11. Showmanship will be available for those exhibiting rabbits at the Fair. Showmanship requires a pre-entry

Age Classes:

Pre-junior:* (under 3 months): classes only available in the following breeds: Beveren, Blanc de Hotot, Californian, Champagne D'Argent, Checkered Giant, American Chinchilla, Giant Chinchilla, Cinnamon, Creme D'Argent, New Zealand, and Palomino

Juniors: (under 6 months)

Intermediate:** (6-8 months) classes only available in the following breeds:

American, Giant Angora, Beveren, Blanc de Hotot, Californian, Champagne D'Argent, Checkered Giant, American Chinchilla, Giant Chinchilla, Cinnamon Crème D'Argent, Flemish Giant, English Lop, French Lop, New Zealand, Palomino, Satin and Silver Fox

Intermediate: classes, eight months of age or over for breeds having Intermediate classes

Senior: (six months of age or over for breeds other than those listed) as having Intermediate classes

DIVISION 118 – RABBITS

BREEDING CLASSES - Only ARBA breeds may be exhibited.

- Class 1 - Pre-Junior Doe*
- Class 2 - Junior Doe
- Class 3 - Intermediate Doe**
- Class 4 - Senior Doe
- Class 5 - Pre-Junior Buck*
- Class 6 - Junior Buck
- Class 7 - Intermediate Buck**
- Class 8 - Senior Buck

FUR CLASSES

Exhibitor may pick one rabbit from those exhibited, or one from a meat pen, to enter in the fur class. (Only one entry in fur class.) If number and kinds of fur permit, class will be broken down into white and colored fur. This decision is up to the Superintendent and will follow ARBA rules.

- Class 9 - Normal fur, White
- Class 10 - Normal fur, Colored
- Class 11 - Rex fur, White
- Class 12 - Rex fur, Colored
- Class 13 - Satin fur, White
- Class 14 - Satin fur, Colored
- Class 15 - Wool, White
- Class 16 - Wool, Colored

MEAT CLASS

- Class 17 - Meat Class Exhibit will consist of a pen of three (3) rabbits, maximum weight - 5 1/2 pounds; minimum - 3 pounds; maximum age of 70 days each. Rabbits will be shown by breeds if numbers are sufficient to merit a class.

WEIGH-IN

1. All meat class rabbits will be weighed at the time of judging. All rabbits in the pen must be within the weight restrictions for that pen to be eligible to show for Champion. Each member is limited to exhibit one meat pen.
2. If you plan to sell a Meat Pen in the Rabbit auction refer to Meat Pen Auction rules and deadlines.


DIVISION 119 – RABBIT SHOWMANSHIP

1. This Showmanship is open to any exhibitor showing Rabbits at this year's fair.
2. Pre-entry is required

Classes:

- Class 1 – Senior Rabbit Showmanship 14-18
- Class 2 – Intermediate Rabbit Showmanship 10 -13
- Class 3 – Junior Rabbit Showmanship 7-9

RABBITS SPECIAL AWARDS – To Be Announced



Department – SHEEP

Check-in: Thursday, July 14 6:00 – 9:00 PM

Weigh-In: Friday, July 15 8:00 – 9:00 AM

Judging: Friday, July 15 4:00 PM

Co-Superintendents: Byron Harvey, Kathy Wooderson

Assistant Superintendents: Trevor Johnson, Madison Wooderson

1. Read General Rules, Livestock Rules, Health Requirements, and Eligibility Requirements.
2. Ewes, to be eligible to compete in the lamb classes, must have their lamb teeth.
3. Each exhibitor will be limited to a total of two breeding animals and two market animals.
4. Blocking stands may not be set-up in the alley-ways.
5. Superintendents reserve the right to call for an inspection of an animal or animals by the Fair Veterinarian.
6. All sheep will be required to be identified with an official USDA Scrapie Premise I.D. tag. This includes wethers. Lambs, under 8 weeks of age, accompanying their dams, are exempt from tagging requirements.
7. All lambs will be weighed at the fair without blankets. The animals in each class may be divided by weight so as to make two or more uniform classes.
8. Animals requiring 4-H tags will be tagged according to current county tagging guidelines.
9. Showmanship will be available for those exhibiting sheep at the Fair. Pre-Entry is required

DIVISION 120 – BREEDING EWES

1. Registered and Commercial will show in their respective classes
2. Registration or transfer papers for animals in the registered breeding classes must be in the name of the exhibitor by June 15. Breeding sheep may be co-owned and co-registered by two or more 4-Hers of the same family. All breeding sheep must have an individual identification in an ear. A flock tag, registration tag, or tattoo will be accepted.
3. Commercial breeding ewes must be tagged by June 15 with an official 4-H tag. Tagging will be done according to county tagging guidelines.
4. A Supreme and Reserve Supreme Breeding Ewe will be selected from the Champion and Reserve Champion Registered and Commercial Ewes.

Classes:

- Class 1 - Spring born lambs – 7 months and younger
- Class 2 - Fall born lambs – 8 to 11 months of age
- Class 3 - Yearlings lambs – 12 months to less than 22 months of age

DIVISION 121 – MARKET LAMBS

1. Market Sheep must weigh a minimum of 90 pounds with no maximum limit. Market lambs which do not make minimum weigh will show in an underweight class and will not be eligible to show for Grand and Reserve Grand Champion Market Lamb.
2. Entries in the Market Lamb classes must be either wethers or ewes (no rams allowed) and are to be shown in slick shorn (less than 1/4-inch growth) above the hocks.
3. A Grand Champion Market Lamb and Reserve Grand Champion Market Lamb will be chosen from the weight classes (light, heavy, etc.)
4. If you plan to sell a Market Lamb at the Livestock Auction refer to the Livestock Sale section for rules and deadlines.

Classes:

- Class 1 - Market Lamb


DIVISION 122 – SHEEP SHOWMANSHIP

1. This Showmanship is open to any exhibitor showing Sheep at this year's fair.
2. Pre-entry is required

Classes:

- Class 1 – Senior Sheep Showmanship 14-18
- Class 2 – Intermediate Sheep Showmanship 10 -13
- Class 3 – Junior Sheep Showmanship 7-9

SHEEP SPECIAL AWARDS – To Be Announced



Department – SWINE

Check-in: Thursday, July 14 6:00 – 9:00 PM

Weigh-in: Thursday, July 14 6:00 – 9:00 PM

Judging: Saturday, July 16 8:00 AM

Co-Superintendents: Ashley Anderson, Mike Roths, Theresa Toews

Assistant Superintendent:

1. Read GENERAL RULES, LIVESTOCK RULES, HEALTH REQUIREMENTS, AND LIVESTOCK SALE.
2. Exhibitor will be limited to a total of two market animals and two breeding gilts.
3. Animals requiring 4-H tags will be tagged according to current county tagging guidelines.
4. Gilts and barrows may be shown in the Market Hog class. Barrows must be physically castrated to show.
5. Swine will be weighed at the time of unloading.
6. Registration papers for both market and breeding are required at weigh-in.
7. Tack is to be unloaded in separate area, not in unloading area during check-in.
8. If you plan to sell a Market Swine at the Livestock Auction, you must enter for the sale by the respective deadline. Refer to Livestock Sale section
9. Animals that do not make the minimum weight will show in an underweight class and will not be eligible to show for Grand or Reserve Grand Champion Market Hog. They will not be allowed to sell in the Livestock Auction.
10. Superintendents reserve the right to call for an inspection of an animal or animals by the Fair Veterinarian.
11. Feeding of animals in wash pens will not be allowed.
12. Water at the wash rack will be turned off at 2:00 PM on sale night.
13. Swine will be inspected by Fair Veterinarian when unloaded. All hogs need to be clean at the time of inspection. If Fair Veterinarian is unable to inspect an animal due to mud, the hogs will need to be taken off the fairgrounds, cleaned and return to vet check-in by the respective check-in time.
14. All swine will show by breeds regardless of the number of entries. All swine declaring a breed must show pedigree/registration paperwork at check-in.

DIVISION 123 – BREEDING GILTS

1. Gilts must be born after December 1 of the current 4-H year.
2. Pedigreed gilts must have papers in 4-Her's name by June 15 and will be checked at Fair check-in.
3. All Pedigreed and Commercial breeding gilts must be tagged by June 15 with an official 4-H tag and ear notches included with tagging.
4. Supreme and Reserve Supreme Breeding Gilts will be selected from the Pedigreed and Commercial/non-pedigreed classes.

Classes:

- Class 1 – Breeding Gilt

DIVISION 124 - MARKET SWINE

1. Registration papers are required for breed classes and will be checked at weigh-in. Papers must in the name of the exhibitor by June 15.
2. All entries in the Market classes will be weighed at the fair. The animals in each class may be divided by weight to make two or more uniform classes.
3. Market Swine must weigh a minimum of 220 pounds Those weighing under the minimum will show in a special class and not be eligible for Grand or Reserve Grand Champion.
4. Grand Champion and Reserve Grand Champion Market Hogs: Open to the Champion and Reserve Champion in the preceding classes

Classes:

- Class 1 – Market Swine

DIVISION 125 – SWINE SHOWMANSHIP

1. This Showmanship is open to any exhibitor showing Swine at this year's fair.
2. Pre-entry is required

Classes:

- Class 1 – Senior Swine Showmanship 14-18
- Class 2 – Intermediate Swine Showmanship 10 -13
- Class 3 – Junior Swine Showmanship 7-9

SWINE AWARDS – To Be Announced



Department - ROUND ROBIN SHOWMANSHIP CONTEST

(This is a qualifying division. No Pre-Entry allowed)

Contest:

Co-Superintendents: Will Johnson, Tara Varner, and Kyle Nichols

Assistant Superintendents: All Livestock Superintendents

Coordinating Agent/FFA Advisors: Charlene Miller, Ryan Beesly, Paxton Trembly

1. The Champion and Reserve Champion Showman from the Senior and Intermediate Divisions in Beef Cattle, Sheep, Meat Goats, Dairy Goats and Swine are eligible to compete for Grand and Reserve Grand Champion Livestock Showman.
2. If an exhibitor wins' showmanship in more than one species, he/she must choose which species will be shown in Round Robin. Exhibitor must declare which specie they will show by 10:00 a.m. on show day. Qualifying exhibitors will receive additional information.
3. Livestock judges will pick a top 5 in both the Intermediate and Senior showmanship divisions of the respective species. In the event not all 10 spots are filled for either age division, the names of the next eligible exhibitors will be put into a random drawing to fill the open position(s). Animals will be used from the top 5 winners of each age group in showmanship for each species. (as long as there are enough animals).
4. For species with limited exhibitors: Should a contestant elect not to participate in the Round Robin, it will be their responsibility to permit the use of their animal for the purpose of the Round Robin contest. In the event that there is not a contestant from each specie, every effort will be made by species' superintendents to locate animals for use by the exhibitors in the Round Robin.
5. Participants will be placed in a random drawing for the animal they will show in each species except the species he/she qualified with and chose to show in Round Robin.
6. Animals are to be clean but not fitted. This is strictly a showmanship contest.
7. Previous winners of the Grand Champion Showman award at the fair are eligible to compete.
8. Dress attire will be jeans, collared shirt and boots or close-toed shoes. Belts are optional.
9. In the event of a tie, the judges will break the tie at their discretion.

Age Divisions:

- Intermediate: 10-13
- Senior: 14-18

ROUND ROBIN AWARDS – To Be Announced

4-H Static Divisions

****ALL PROJECTS REQUIRE PRE-ENTRY FOR 2022 BY JUNE 24, 2022****

****PRE-ENTRY INFORMATION WILL BE SENT OUT****



Department – CLOTHING

1. Read General Rules.

DIVISION 201 – CLOTHING CONSTRUCTION

Check-in: Saturday, July 9 9:15 – 9:45

Judging: Saturday, July 9 9:30 AM

Location: TBD

Superintendent: Carolyn Webb

1. All Clothing Construction Exhibits will be judged at Fashion Revue. Watch carefully for this date. 4-H and FFA Members, leaders and parents are responsible for getting items there to be judged.
2. Members who wish to participate in Fashion Revue – Constructed Garments Revue must pre-enter in Fashion Revue and follow that department's listed rules.
3. All work exhibited must be the product of the current year.
4. Club members may make no more than 5 entries in their age class plus 1 educational notebook.
5. Exhibits may consist of an article, garment or outfit constructed or an educational exhibit prepared by the 4-H or FFA Member.
6. Garments may be worn before exhibited but, if so, must be carefully laundered or cleaned before being exhibited.
7. Labels: Must be typewritten or printed on 3" x 2½ " piece of cloth attached on the inside of garment, back of neck, center back of waistband, or left end of apron band. Label must contain: Name, Class, and Club.
8. The exhibitor may attach any information which would be helpful for the judge to know. Members can also bring a photo of themselves in the outfit for display at the fair.
9. Items may be entered in the State Fair (4-H Division Only) if garment receives a purple ribbon. (If classes are available at State Fair and 4-H age requirement is met.)
10. Educational Exhibits will be judged with other Clothing Construction entries at Fashion Revue and must be checked-in and displayed with the other Clothing at the fair.
11. If you are participating in Fashion Revue Constructed Garment, refer to the rules found in Fashion Revue.

Definitions:

Article—An item constructed in a clothing project, such as a backpack, laundry bag, garment bag, PJ's holder, tent, sleeping bag, cape, hat, scarf, or things suggested in the Clothing and Textiles Curriculum—could be hand or machine sewn and could include applique or machine embroidering on items they have made.

Garment—A garment can be a skirt, vest, blouse, shirt, pair of slacks, dress, coat, jumper, jump suit, etc.

Classes:

- Class 1 - Junior Ages 7-9
- Class 2 - Intermediate-Ages 10-13
- Class 3 - Senior-Ages 14 and Over
- Class 4 - Educational Exhibit- Share with others what you learned in this project. If a poster, it must not be larger than 22" high by 28" wide. May be a notebook or other display. Take care to select durable materials that will withstand Fair Conditions. Total display space must be no more than 12" high by 12" deep and 18" long. No card table displays are allowed. Name and club must be clearly marked on educational exhibit.

CLOTHING CONSTRUCTION SPECIAL AWARDS

FASHION REVUE EVENT

Constructed Garment Fashion Revue: Saturday, July 9 8:00 AM

Buymanship Fashion Revue: Saturday, July 9 9:00 AM

Public Fashion Revue: Saturday, July 9 1:30 PM

Location for Public Revue: TBD

Check-in at Fair for display: Thursday, July 14 6:00 – 9:00 PM

Co-Superintendents: Sarah Cope, Joanna Hadley, Carla Varner

Assistant Superintendents: Elena Soto, Juliana Soto, Paula Soto

1. Modeling scripts must accompany pre-entry. Scripts will be filled out using an online form provided with pre-entry information.
2. The garment(s) must have been made or purchased in the current 4-H year.
3. Three classes for Fashion Revue. 4-Hers may exhibit in all three classes, if enrolled in respective area.
 - a. Constructed Garments Revue
 - b. Buymanship Revue
 - c. COUNTY COMPETITION ONLY: Recycled Garment Revue
4. Individual judging times will be scheduled closer to the date of event and you are required to appear for your scheduled time.
5. THOSE PARTICIPATING IN THE JUDGING OF THE FASHION REVUE MUST PARTICIPATE IN THE PUBLIC FASHION REVUE.
6. AWARDS: No prize money will be paid in the Fashion Revue Division for classes 261-266. The judges shall designate a Grand Champion and a Reserve Grand Champion in the Junior, Intermediate, and Senior divisions of the clothing construction fashion revue phases, the female buymanship phases and the male buymanship phases.
7. The following garments modeled in Fashion Revue judging are also required to be exhibited at the Fair: all constructed garments, 1 buymanship outfit per 4-H'er, all Grand and Reserve Grand Champion outfits.

DIVISION 202 – BUYMANSHIP FASHION REVUE

1. Contestants may enter no more than two entries per age class.
2. Garments must be purchased for the 4-H project or made by another individual for the 4-Her if the fabric and pattern were chosen by the 4-Her. Everything which is commonly considered an outer garment must be purchased by the 4-Her or constructed by another person (vest, jacket, dress, skirt, pants, coat, etc.). A sweater, blouse, or shirt can be purchased or made.
3. Contestants must bring a completed Fashion Revue Evaluation Scorecard to the judging. These forms can be found at: <https://www.butler.k-state.edu/4hfair/Fair%20Forms.html>

4. Each exhibitor MUST display one buymanship outfit at the Butler County Fair. GRAND CHAMPIONS AND RESERVE GRAND CHAMPIONS IN ALL CLASSES (Classes 267-272) MUST be exhibited at the Butler County Fair.
5. Cloverbuds may model 1 outfit and will participate in the Public Fashion Revue. They will have a short interview with a judge about their choice of attire.

Classes:

- Class 1 – Cloverbud (either gender – participation only)
- Class 2 – Female Junior (County Competition Only)
- Class 3 – Female Intermediate (County Competition Only)
- Class 4 - Female Senior
- Class 5 – Male Junior (County Competition Only)
- Class 6 – Male Intermediate (County Competition Only)
- Class 7 – Male Senior

DIVISION 203 – CONSTRUCTED GARMENT REVUE

1. Majority of the outfit must be constructed and modeled by the 4-Her who made the garment/outfit. Everything which is commonly considered an outer garment must be constructed (vest, jacket, dress, skirt, pants, coats, etc.) A sweater, blouse or shirt that is not worn as an outer garment can be purchased or made.
2. Participant may model only what can be worn.
3. Garments cannot be carried.
4. Contestants should use good sense in choosing items that are appropriate to be modeled publicly.
5. Constructed garments that are modeled in Fashion Revue must be checked-in during the respective time at Fair.
6. Garments modeled in this class must also be entered in the appropriate class Clothing Construction or Fiber Arts.

Classes:

- Class 1 - Junior 7-9 - Outfit from Clothing Construction phase
- Class 2 – Intermediate 10-13 - Outfit from Clothing Construction phase
- Class 3 – Senior 14-18 - Outfit from Clothing Construction phase
- Class 4 - Junior 7-9 - Outfit featuring article from Knitting or Crocheting project
- Class 5 - Intermediate 10 – 13- Outfit featuring article from Knitting or Crocheting project
- Class 6 - Senior 14 - 18 - Outfit featuring article from Knitting or Crocheting project (County Competition Only)

DIVISION 204 – FASHION REVUE/VERSATILITY CLASSES

- **Class 1 - Recycled Garment Fashion Revue (all ages)**
 1. In order to participate, youth must be enrolled in Butler County 4-H.
 2. Limited to one recycled garment per youth.

3. Youth must also follow the rules and deadlines as those participating in Fashion Revue.
4. Materials used in the construction of garments MUST be recyclable.
 - a. Designers may use materials for construction (Ex. glue, tape, dyes, marker, staples, thread, zippers, elastic, wire, string, Velcro, buckram, grommets, laces, starch, paint)
5. Recycled fabric may only be used as a lining that doesn't show. The usage of new material should not overpower your total garment.
6. Garments must be constructed well enough to fit the model and hold together for the stage show. (Models are strongly encouraged to wear comfortable clothes underneath recycled garment).
7. Originality and creativity are encouraged.
8. Recycled fashions must be made of at least 75% recycled or reused materials that otherwise would be thrown away or recycled.
9. Please make sure that materials used in fashion pieces are safe to yourself and the public.
10. Garment Creation/Material Suggestions:
 - a. Consider how items can be cut, folded, molded, knotted, shredded, stitched, woven or reconstructed to make an outfit or specific sections within the design.
 - b. Scraps of textiles or tiles
 - c. Recyclables: paper, plastics, aluminum, steel, cardboard, magazines, books or phone books
 - d. Beverage bottle caps or six-pack rings
 - e. Burlap or plastic bags
 - f. Old toys or games pieces
 - g. Packaging materials
 - h. Found outdoor objects – pine cones, sticks, rocks, flowers, etc.
 - i. Food containers (cleaned out/sanitized)
 - j. Anything found from the garbage or recycling bin (cleaned/sanitized)

- **Class 2 - Senior Wardrobe Challenge**

1. Open to Senior Division age only.
2. County Level competition only
3. Each participant will select 3 basic pieces- one from each of the following:
 - a. Slacks, pants or skirt
 - b. Dress shirt/blouse
 - c. Jacket
4. The goal is to create a binder to showcase the ability to use the 3 basic pieces to create 5 different outfits using a combination of the 3 pieces.

- a. Example- The jacket can be paired with the skirt and blouse and then paired with jeans and a t-shirt.
 - b. Accessories can be paired to enhance the outfit.
 - c. Youth will also include a description of the outfit and where it would be worn.
 - d. Youth will model one outfit of the 5 different outfits and have an in person interview with the judge.
5. Each outfit will need to be photographed with the participant wearing it and displayed in the binder for judging.

FASHION REVUE SPECIAL AWARDS – To Be Announced



Department – CLUB/CHAPTER BANNERS

DIVISION 205 – CLUB/CHAPTER BANNERS

Check in: Thursday, July 14 6:00 – 9:00 PM

Judging: Friday, July 15 1:30 PM

Superintendent: Jennifer Johnson-Ikner

1. Read General Rules.
2. Each club may exhibit a banner in each of the classes.
3. For the Club/Chapter Banner- each banner should illustrate any phase or project of 4-H club/chapter work. It does not need to follow the current year's fair theme. No explanation is needed.
4. For the Conservation Banner - Banner must use the theme "We Know Healthy Soil = Healthy Life" which must appear on banner. Clubs should attach an explanation of the theme as it relates to a club project.
5. Clubs/Chapters should avoid using copyrighted materials whenever possible by originating their work. Copyrighted and/or trademarked materials used for endorsement or promotion instead of educational purposes will be disqualified and will not be displayed or receive ribbons or premium.
6. Dimensions are to be no less than 12 square feet and no more than 16 square feet, with no side less than 3 feet.
7. Banners must be hung on a rod strong enough to support the banner. On each end of the banner rod there should be a chain six inches long. One end of the chain should be fastened to the end of the rod. The other end should be connected to an "S" hook which will permit the banner to be hung.
8. Banners should be made of materials that permit the banner to be folded or rolled without damaging the display. 3-D objects that are attached to the front of the banner cannot exceed 3 inches.
9. A label is to be attached to the front lower left-hand corner of the banner giving the name of the club and year. Letters on label should be two inches in height.
10. Banners are county competition only as there are no classes for Banners at the Kansas State Fair.
11. Interview judging will be offered. Club/Chapter representatives should meet at the designated judging to participate.
12. Banner must be current year's work. Clubs/Chapters cannot reuse banners from a previous year.

Classes:

- Class 1 - 4-H Club or FFA Chapter Banner
- Class 2 - Conservation Banner

We Know Healthy Soil = Healthy Life

Sponsored By: Butler County Conservation District

Healthy soils are the foundation for all life on Earth. Soil is an important resource for everything from human health to agriculture to water filtration. A crucial aspect of healthy soil is food production.

Healthy soils also give us clean air and water, plentiful crops and forests, diverse wildlife and beautiful landscapes.

Each of us should recognize where our food comes from and how important soil is to food production. We should also be aware that farmers and ranchers are dedicated to using responsible land-management practices to ensure a sustainable food supply and healthy land and soil for future generations.

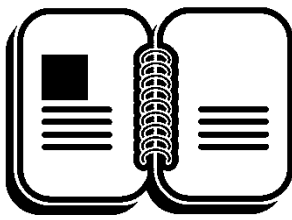
4-H Clubs/FFA Chapters participating in the Conservation Banner must:

1. Follow the requirements set forth for banners in the Butler County Fair Book.
2. The theme, (We Know Healthy Soil = Healthy Life) must be displayed on the Conservation Banner.

Butler County Conservation District will award \$100 for Grand Champion, \$80 for Reserve Grand Champion and \$60 for Blue.

For more information or questions about the theme, contact Butler County Conservation District at 316-320-3549.

CLUB/CHAPTER BANNER AWARDS – To Be Announced



Department – EDUCATIONAL EXHIBITS

Check in: Friday, July 15 1:00 PM

Judging: Friday, July 15 1:00 PM

Superintendent: Debora Claassen


DIVISION 206 – EDUCATIONAL EXHIBITS

1. Read General Rules.
2. A 4-H or FFA member may exhibit a notebook, poster or display for any project they are enrolled in. Each exhibitor may enter one exhibit per project area. No 3-D items allowed. Check with other divisions. Check with other divisions - if a division has an educational exhibit class (for example: Foods, Clothing, Crochet/Knitting, Entomology or Horticulture) - enter within that division.
3. Notebook exhibits should be in a loose-leaf binder, and labeled with Name, Club and Project Area in the lower right corner of the front cover.
4. Poster exhibits must not be larger than 22 x 28 inches. Posters must be labeled with Name, Club and Project Area on the lower right-hand corner.
5. All standing tabletop displays may use a 2' x 3' (2x3 is 24 inches by 36 inches) or 3' x 4' (3x4 is 36 inches by 48 inches) tabletop display and must be labeled with Name, Club and Project Area in lower edge on right side.
6. Exhibits will be judged on general appearance, information, and organization.
7. 4-H and FFA exhibitors should avoid using copyrighted materials whenever possible by originating his/her work. Copyrighted and/or trademarked materials utilized in displays, posters or other activities for endorsement or promotion instead of educational purposes will be disqualified and will not be displayed or receive ribbons or premium.
8. For Shooting Sports only, exhibit boxes may be no larger than 36 inches wide x 24 inches long x 3 ½ inches deep. No card table exhibits allowed. See Rule #4 for poster size.
9. Exhibits may contain no "live" ammunition, propellant or explosive powders. Exhibits may contain no working firearms. Broad heads, if displayed, must have the razor edges blunted. Exhibitors must have successfully completed one of the shooting sports project basic disciplines as certified by the Shooting Sports County Project Coordinator.

Classes:

- Class 1 - Educational Notebook
- Class 2 - Educational Poster
- Class 3 - Tabletop Display
- Class 4 - Shooting Sports Educational Display or Promotion Poster

EDUCATIONAL NOTEBOOKS, POSTERS, DISPLAYS SPECIAL AWARDS – To Be Announced



Department – ENTOMOLOGY

Check in: Friday, July 15 1:00 PM

Judging: Friday, July 15 1:00 PM

Superintendent: Deb Johnson

1. Read General Rules.
2. A 4-H member may choose to exhibit in the Entomology Collection, Entomology Notebook and/or Educational Display classes in the Beginning, Intermediate or Advanced phase in which they are enrolled.
3. Resources for exhibiting can be found on the State of Kansas 4-H Website-Entomology project page: <https://www.kansas4-h.org/projects/agriculture-and-natural-resources/entomology/index.html>
4. Identification should follow the taxonomy included in www.bugguide.net or the “Insects in Kansas; 2016 Revised Taxonomy” book (See rule #3 above).
5. Each exhibitor is required to identify each box by placing identification labels bearing exhibitor’s name, county or district, the class and the statement of taxonomy used:
 - a. “Insects in Kansas”
 - b. “Insects in Kansas Book”2016 Revised Taxonomy” which follows www.bugguide.net.

DIVISION 207 - COLLECTION CLASSES

General Guidelines

1. All entries should be submitted in an 18 x 24 x 3.5-inch wooden display box with a clear plastic top. Boxes can be handmade or purchased if they are of the correct size and do not have a glass top.
2. One label goes in the upper left corner of the box (inside) and the other on the lower right corner of the box (outside). Arrange specimens in the box so it can be displayed lengthwise.
3. The number of orders, specimens (and families where required) must be included on the exhibitor’s box identification label.
4. Refer to Rule #5 in General rules above for Taxonomy information.
5. Arrangement of specimens: the preferred method is to arrange the insects in groups or rows parallel to the short sides of the box. Specimens are to be arranged by order in the box, then family where required.
6. Two labels should be centered on the pin beneath each specimen. First (closest to the specimen) is the common name label and the second label should include date/locality. Full county name and state abbreviation should be on the second label. Collector’s name (or host) on the date/locality label is optional. The specimens should be collected by the exhibitor and should focus on Kansas and neighboring states.

7. Please refer to "Entomology Collection Exhibit Resource" for full details on out-of-state insects in collections.
8. Specimens of soft bodied insects such as aphids, lice, termites, etc. should be exhibited in alcohol filled vials; however, the use of alcohol filled vials should be limited to only those specimens that lose their shape when pinned, since the vials pose a significant hazard to the rest of the collection if they become loose in transit.
9. Purchased insects are not to be exhibited in collections, but they may be used in educational displays.

Classes:

- Class 1 – Introductory Division (County Competition Only)
Open to first- and second-year entomology participants. Display in one standard box a minimum of 15 species. Follow general guidelines listed for collections.
- Class 2 – Beginning I Collection
Display in one standard box a minimum of 50 and maximum of 125 species representing at least 7 orders. Follow the general guidelines listed for Collections. Members can exhibit in this class a maximum of 3 years, or until they receive a purple ribbon at the Kansas State Fair, whichever comes first.
- Class 3 – Beginning II Collection
Display in one standard box a minimum of 75 and maximum of 150 species representing at least 9 orders. Follow the general guidelines listed for Collections. Members can exhibit in this class a maximum of 3 years, or until they receive a purple ribbon at the Kansas State Fair, whichever comes first.
- Class 4 – Intermediate Collection
Display a minimum of 100 and a maximum of 300 species representing at least 10 orders. Two standard boxes can be used. Follow the general guidelines listed for Collections. In addition, family identification is required for all insects in any two of the following six orders: orders of Orthoptera, Hemiptera, Odonata, Coleoptera, Diptera, and/or Hymenoptera (only two will be counted for judging). Members can exhibit in this class a maximum of 3 years.
- Class 5 – Advanced Collection
Display a minimum of 150 and a maximum of 450 species representing at least 12 orders. Three standard boxes can be used. Follow the general guidelines listed for Collections. Family identification is required for all insects belonging to the six basic orders as outlined under the Intermediate phase. Only families in the above six orders will be counted for judging. Family identification of insects in the remaining orders is optional, but desirable as long as accuracy is maintained. All butterflies appearing in the collection should be labeled with the correct common name. On a piece of paper list what you did to improve your collection during the current year (See state site for more information). Members

may continue to exhibit in this class at the Kansas State Fair for an unrestricted number of years as long as they remain eligible for 4 H membership.

DIVISION 208 - NOTEBOOK CLASSES

General Guidelines (For additional information, please check the state website listed above.)

1. Individual entries are to be placed for display in a three-ring notebook for competition.
2. Identification should follow the taxonomy included as listed in Rule #5 in General rules above.
3. Each exhibitor is required to identify the notebook by placing a Title Page in the front of the notebook bearing the exhibitor's name, county or district and class. The number of orders, specimens and families (required in Intermediate and Advanced classes) must also be included on the Title Page.
4. Species pages should be grouped according to order and should include one page per species.
5. Date, common name, full county name, state abbreviation and collector name should be included for each species.
6. If picture is taken on different dates/localities include information for both. A statement describing the host plant/habitat should be included.
7. A divider page is to be placed in front of each order of insects with the order name printed on the tab for the page and also on the front of the divider page.
8. For the Intermediate and Advanced classes, insects are also to be grouped by family behind each order divider.
9. List on a sheet of paper how many years you have been in this division of the project and what you did this year to improve your project if you have been in for more than one year. Place the paper just behind the Title Page in the front of your notebook. A special project must be completed each year and included in the notebook. See project guideline materials for specifications.

Classes:

- Class 1 – Introductory Notebook
Display a minimum of 10 and a maximum of 30 insect species representing at least six different orders. Follow the general guidelines listed for Notebooks. A 4Her may exhibit in this class for a maximum of two years.
- Class 2 – Beginning Notebook
Display a minimum of 30 and a maximum of 60 insect species representing at least seven different orders. Follow the general guidelines listed for all Notebooks. A 4-Her may exhibit in this class for a maximum of three years.
- Class 3 – Intermediate Notebook
Display a minimum of 60 and a maximum of 100 species representing at least nine orders. Follow the general guidelines listed for Notebooks. Pictures in any two of the following six orders should be identified to family: Orthoptera, Hemiptera, Odonata Coleoptera, Diptera, and/or Hymenoptera. A 4-Her may exhibit in this class for a maximum of three years.

- Class 4 – Advanced Notebook
Display a minimum of 100 and a maximum of 200 species representing at least twelve orders. Follow the general rules listed for Notebooks. In addition, family identification is required for all insects in the following six orders: Orthoptera, Hemiptera, Odonata, Coleoptera, Diptera, and Hymenoptera. Family identification in the remaining orders is optional, but desirable as long as accuracy is maintained. Members may continue to exhibit in this class for an unrestricted number of years as long as they remain eligible for 4-H membership.

DIVISION 209 - EDUCATIONAL DISPLAY CLASSES

General Guidelines (For additional information, please check the state website listed above.)

1. Share with others what you learned in this project. Exhibit any activity or learning experience related to the field of entomology or the Teaming with Insects curriculum that does not fit into Entomology Collection or notebook classes above. Follow copyright laws
2. The exhibit may be, but isn't limited to, original works, digital presentations (must provide printed hardcopy for exhibit purposes for duration of state fair), programs, websites, games, apps, display box, notebook, display or poster which you have made.
3. If the exhibit is a wooden display box, it must be 18 X24 X 3.5 inches with a clear plastic top (such as plexiglass) and displayed horizontally. If the exhibit is a poster, it must not be larger than 22" X 28". If the exhibit is a display, maximum size is not to exceed a standard commercial 3' X 4' tri-fold display board. Trifold boards are encouraged.
4. Name and county/ district must clearly be marked on educational exhibits.
5. Displays should include only work performed during the current year.
6. Creativity is encouraged!

Classes:

- Class 1 – Beginning Educational Display
This class for individuals that are exhibiting in the Beginning I and II Collection or Beginning Notebook Classes. If only exhibiting in this category, then ages 9-12. Follow the general rules listed for the Educational Displays.
- Class 2 – Intermediate Educational Display
Class for individuals that are exhibiting in the Intermediate Collection or Intermediate Notebook Classes. If only exhibiting in this category, then ages 11-14. Follow the general rules listed for the Educational Displays.
- Class 3 – Advanced Educational Display
Class for individuals that are exhibiting in the Advanced Collection or Advanced Notebook Classes. If only exhibiting in this category, then ages 13 or older. Follow the general rules listed for the Educational Displays.



Department – FIBER ARTS

1. Read General Rules.
2. All exhibits must be the result of the current club/chapter year work.
3. To exhibit, 4-H members must be enrolled in Fiber Arts in Butler County.
4. Identification Label:
 - a. Type or print on 3"x 2 1/2" piece of cloth: name, class number, and club. The Extension Office has labels available.
 - b. Sew or safety-pin this ID label on the corner of flat articles.
 - c. For garments, attach ID label to the front left shoulder seam, or left side of waistband, as if you were wearing the garment.
5. The exhibitor may attach a 4" x 6" card with any information on what parts of the exhibit they made, processes used, or other information which the exhibitor thinks would be helpful for the judge. For all items, please indicate if item was made from a kit.

DIVISION 210 – GENERAL FIBER ARTS

Check in: At judging time as scheduled

Judging: Begins Saturday, July 16 11:00 AM

Superintendent: Joanna Hadley

Assistant Superintendent:

1. Each 4-Her will be allowed a total of 6 entries.
2. Articles cannot be used during the Fashion Revue.
3. When articles which are normally worn together are exhibited, both articles must be shown together. Fasten articles together securely with safety pin.
4. All exhibits which need to be hung should have the appropriate saw tooth hanger, rod, wire, or other mechanism attached in order to be properly displayed. The saw tooth hangers must be screwed or nailed in. Exhibit will not be displayed if the necessary hardware is not attached.
5. By definition fiber arts are:
 - o Needle Arts: an article created by hand using any of the following techniques: a) embroidery and cross-stitch; b) needlepoint; c) candle wicking; d) crewel; e) lacework; and/or f) applique.
 - o Patchwork or Quilted Article: It is an acceptable practice for the exhibitor to create the patchwork or quilted article and have someone else quilt it. Indicate quilter's name.
 - o Rug Making: acceptable techniques include braiding, latch hook, tying, floor cloth, etc. The finished product should be an item that would be an item used in the home.
 - o Spinning: a skein - minimum 10 yards in length.

- Weaving: Members should attach information about the type of loom or process used.
 - Ethnic Arts: This is defined as a Fiber Art technique that is associated with a specific country or culture. It is a practical skill that was developed to provide basic family needs such as apparel, home furnishings or decorations. It is also defined as a method that has been maintained throughout history and passed on to others, often by observation and by example, such as batik, Swedish tuck towel weaving, mud cloth, bobbin weaving, tatting, etc. Members should attach information on the history of the ethnic fiber art, where it was used, by whom, how it was used, short description of the technique, etc. Macramé: an article
6. Tied blankets and pillows are not considered Fiber Arts. Enter in Visual Arts: General Arts & Crafts Division.

Classes:

- Class 1 – Junior – ages 7-9
- Class 2 – Intermediate – ages 10 to 13
- Class 3 – Senior – ages 14 and over

GENERAL FIBER ARTS SPECIAL AWARDS – To Be Announced

DIVISION 211 – CROCHET

Check in: At judging time as scheduled

Judging: Begins Saturday, July 16 11:00 AM

Co-Superintendents: Debora Claassen, Theresa Toews

Assistant Superintendent: Ashley Anderson

1. Club/Chapter members may make ONLY FOUR entries, one of which may be an educational notebook.
2. Members who wish to participate in Fashion Revue by modeling an item they made must pre-enter in the Fashion Revue Division

Classes:

- Class 1 - Article, first year crochet only
- Class 2 - Article, 7-9 years of age
- Class 3 - Article, 10-13 years of age
- Class 4 - Article, 14-18 years of age
- Class 5 - Educational Notebook

FIBER ARTS - CROCHET/KNITTING SPECIAL AWARDS – To Be Announced

DIVISION 212 – KNITTING

Check in: At judging time as scheduled

Judging: Begins Saturday, July 16 11:00 AM

Co-Superintendents: Debora Claassen, Theresa Toews

1. Club/Chapter members may make ONLY FOUR entries, one of which may be an educational notebook.
2. When articles which are normally worn as pairs are exhibited, both articles must be shown together. Fasten articles together securely with yarn.
3. Special consideration will be given to articles which are of original design. Such articles should have a note attached explaining the original design.
4. Members who wish to participate in Fashion Revue by modeling an item they made must pre-enter in the Fashion Revue Division.

Classes:

- Class 1 - Article, for first year knitters only
- Class 2 - Article, 7-9 years of age
- Class 3 - Article, 10-13 years of age
- Class 4 - Article, 14 years of age and older
- Class 5 - Machine-knitted article, all ages
- Class 6 - Loom-knitted article, all ages
- Class 7 - Educational Notebook

FIBER ARTS - CROCHET/KNITTING SPECIAL AWARDS – To Be Announced



Department – FOODS

1. Read General Rules.

Check-in: At judging time as scheduled

Judging: Begins Friday, July 15 8:00 AM

Superintendents: Courtney Jackson

Assistant Superintendent: Stacey Scribner

DIVISION 213 – FOODS AND NUTRITION

1. For food safety purposes, any food with custard and dairy-based fillings and frostings (example cream cheese), raw eggs, flavored oils, "canned" bread or bread or cakes in a jar, cut fresh fruit (including strawberry pies) any food requiring refrigeration (example bacon) or unbaked exhibit with raw flour, CANNOT BE EXHIBITED OR ENTERED. It will be disqualified. Refer to *K-State Research and Extension Publication MF3544 Food Safety of Frostings and Fillings* <https://bookstore.ksre.ksu.edu/pubs/MF3544.pdf> for assistance in developing fillings and frostings that meet food safety guidelines.
 - a. **Page 4 of this publication offers a list of SEVERAL UNACCEPTABLE examples of dairy-based fillings and frostings (ONE example: cream cheese) AS WELL AS OTHER INGREDIENTS that are NOT acceptable for entry in the Butler County Fair or the Kansas State Fair due to food safety issues.** Consider using vegetable shortening in frostings. Using these guidelines, if a food entry is determined unsafe to consume, it will be disqualified and will be sent home without being judged.
 - b. Additional reference: K-State Research and Extension publication 4H488, "Judges Guide for Foods and Nutrition Exhibits."
<https://bookstore.ksre.ksu.edu/pubs/4h488.pdf>
2. Alcohol is not allowed as an ingredient in food entries. Entries with alcohol in the recipe will be disqualified and not be judged.
3. All baked goods including loaf breads, layer cakes, cobblers, crumb cakes, etc. must be left whole and uncut. Pies must be in a disposable pie pan. Any baked product that can be removed from the pan should be placed on a plate, covered cardboard or disposable container. Other exhibits should be in food grade plastic bags, disposable plastic containers or boxes.
4. Snack mixes, such as trail mix or caramel corn, must be in full snack bag.
5. All unfrosted cakes should be exhibited in an upright position with crust showing. The exception is for those cakes made with special designs such as Bundt cakes. They should have top crust side down. Sponge, chiffon or angel food cakes are not frosted or glazed.

6. Small items, such as cookies and rolls, should be the same shape and from the same recipe. Exhibit 3 cookies, 3 muffins, 3 bread sticks, etc. At your discretion, you may exhibit muffins or cupcakes in paper liners.
7. Complete recipes are **REQUIRED** for all food product exhibits including decorated cakes; otherwise the ribbon will be lowered one placing.
8. **Label must be attached on the item and must provide the description of the product** (i.e. chocolate cake, spice bundt cake, chocolate chip sugar-free cookies, etc.) The exhibitor may attach any additional information which the exhibitor thinks would be helpful for the judge to know.
9. Under baked entries may be lowered one or more ribbon placings.
 - a. Suggested Resource: [When are Baked Goods Done?](#)
10. It is optional for the 4-Her to sell their food at the AUCTION. (Cookie Jars must sell.)
11. Recipes and instructions in the 4-H Food project are ONLY guidelines. Comparable recipes from other sources may be used.
12. Members are limited to a total of Six (6) food exhibits.
13. Cake mixes can be used for Junior age group or as a starting point for Intermediate and Senior age group, including decorated cakes.
14. The judge will cut into each product in order for it to be judged.

Classes:

- Class 1 - Junior - ages 7-9
- Class 2 - Intermediate - ages 10 to 13
- Class 3 - Senior - ages 14-18
- Class 4 - Sugar free, gluten free, dairy free product - must be a non-perishable sugar free, gluten free or dairy free product.
- Class 5 - Candy - 3 pieces of candy on a small plate (not eligible for Special Award)
- Class 6 - Modified Recipe
 Modified recipe is one that has been modified from the original recipe to nutritionally enhance the food product. Attach one 8 ½ x 11-inch paper (front and back) that includes original recipe, modified recipe, and narrative to describe modifications made. Information may include why modifications were made, and lessons learned such as nutritive value, or changes in appearance, doneness, aroma, flavor, tenderness and/or texture. (Example: a standard blueberry muffin recipe that is modified to make it gluten free.)

Suggested resources:

Altering Recipes for Better Health Purdue University

<http://www.extension.purdue.edu/estmedia/cfs/cfs-157-w.pdf>

Altering Recipes for Good Health Texas A&M University -

<http://gillespie.agrilife.org/files/2013/02/Altering-Recipes-for-Good-Health.pdf>

- Class 7 - Educational Exhibit:
Exhibits may be in the form of a poster, notebook or display. Follow copyright laws and take care to select materials that will withstand the fair conditions. No card table displays are allowed. If the exhibit is a poster, it must not be larger than 22" x 28". Displays are not to exceed a standard commercial 3' x 4' tri-fold display board. Name and club must be clearly marked on educational exhibits. NOTE: A collection of your favorite recipes in a recipe box or notebook does not constitute an educational exhibit. (Judged with the Foods Judging).
- Class 8 - 1 Decorated Cake – whole cake not a cupcake (County Competition Only)
- Class 9 - Food Gift Package
 1. No alcoholic beverages will be accepted. No alcohol should be included as an ingredient in food entries. Entries with alcohol in the recipe will be disqualified and not be judged.
 2. A food gift package must contain at least 3 different homemade food items (prepared for human consumption), made by the 4-Her, in a suitable container no larger than 18" x 18" x 18" not including cellophane.
 - a. Prepared food items must have recipes attached with the entry. Additional homemade or purchased food items beyond the 3 minimum may also be included in the gift package. Home canned foods must follow Food Preservation rules and recipes. Canning jars should not be used for baking per manufacturer's instructions.
 3. No fireworks or knives will be allowed.
 4. On a recipe card, answer these questions:
 - a. What is the intended use?
 - b. What food safety precautions were taken during and after preparation?
- Class 10 - Cookie Jar (Theme is "Red, Green, Purple, Blue 4-H is Colorful in 2022")
 1. Prepare assorted, homemade cookies in a clear glass WIDE mouth jar of a gallon capacity.
 2. For food safety purposes, any food with custard and dairy based fillings and frostings (example cream cheese), raw eggs, flavored oils, "canned" bread or bread or cakes in a jar, cut fresh fruit or any food requiring refrigeration (example bacon) CANNOT BE EXHIBITED OR ENTERED. Refer to K-State Research and Extension publication 4H488, May 2012, "Judges Guide for Foods and Nutrition Exhibits". If it is determined that the food may not be safe to consume, it will be sent home without being judged.

3. Each cookie should be wrapped separately in clear plastic wrap.
4. Jar should contain not less than 5 kinds and no more than 8 kinds of cookies. Use whatever quantity cookies needed to fill jar completely. (For example: 3 of 1 kind, 6 of another kind and 5 of another kind, etc. or 6 of each kind).
5. Jar attractively decorated, and cookies must be visible–will count 25% of score.
6. Bring 1 cookie of each kind individually wrapped in clear plastic wrap and identified, so that judge may taste the cookie when judging. Put these in a flat box. (These will not be returned.)
7. All Cookie Jars will be donated to the Butler County 4-H Council. The winning cookie jar will be presented by the exhibitor to the 4-H Volunteer(s) of the Year recognized prior to the Livestock Auction. All other Cookie Jars will be auctioned during the 4-H Food Auction.
8. Winners must have received a purple ribbon to be eligible for Champions or Reserve Champions.

- CLASS 11- Dessert Imposters

Mom has always said don't play with your food! But in this class we are encouraging you to play with your food! Dessert Imposters are “fake-out” foods that are made of dessert recipes, but look like savory foods like hamburgers, pizza or pasta! So get creative and do your best to “fake-out” our judges!

1. Dessert Imposters entries must follow outlined safety requirements from the Foods and Nutrition division.
2. Entries should be presented on/in an appropriate display container.
3. Entries must use a minimum of 2 different dessert recipes to create the final product.
4. Recipes used for the desserts must be attached to the entry along with a list of any other embellishments or additions to the overall display.
5. All ingredients/toppings must be edible.
6. Overall score will be based off of taste and overall appearance as an imposter dish.

Awards will be sponsored by the 4-H Council.

4-H FOOD AUCTION

Time: Friday, July 15 5:30 PM

Location: South Room of the 4-H Community Building

Superintendent: Dereck Chilcott

Assistant Superintendents: Sarah Cope, Amy Cordell



SALE OF FOOD PRODUCTS

At the discretion of the 4-Her, all cookies, brownies, cakes, cupcakes, pies, food preservation, loaf quick breads, yeast breads, etc. may be placed in the Food Auction. Gluten-free, sugar-free and dairy-free items may be available in the sale. White ribbon/disqualified items cannot be sold in the food auction.

Proceeds of the Food Auction go to 4-H Council to support Butler County 4-H Activities.

FOODS AND NUTRITION SPECIAL AWARDS – To Be Announced

DIVISION 214 - FOOD PRESERVATION

Check-in: At judging time as scheduled

Judging: Begins Friday, July 15 8:00 AM

Superintendent: Courtney Jackson

Assistant Superintendent: Stacey Scribner

1. Read General Rules.
2. All exhibits must have been preserved since August 1 of the previous calendar year.
3. Recipes and processing methods from the sources below are recommended. Recipes must be from current, tested resources listed below AND MUST BE ADJUSTED FOR ALTITUDE based on your processing location or it will be disqualified. Processing methods that will be disqualified include: open kettle canning, oven canning, sun canning and using electric multi-cookers. Untested recipes will be disqualified for food safety reasons.

Tested Resources include:

- K-State Research and Extension Food Preservation publications
- Other University Extension Food Preservation publications
- USDA Complete Guide to Home Canning, @2015
- So Easy to Preserve, 6th edition, The University of Georgia Cooperative Extension Service
- Ball® Blue Book Guide to Preserving, Edition 37
- Ball® Complete Book of Home Preserving, @2015 and @2020

- Canning mixes (i.e. Mrs. Wage's, Ball®)
- Pectin manufacturers (i.e. SureJell, Ball®)
- [KSRE Rapid Response Center Preservation Recipes](#)
- [National Center for Home Food Preservation](#)
- [Ball® and Kerr](#)

Refer to the following K-State Research and Extension publications for more information:

1. 4H712, Food Safety Recommendations for Food Preservation Exhibits
 - a. (<http://www.ksre.ksu.edu/bookstore/pubs/4H712.pdf>)
 2. MF3170 "10 Tips for Safe Home-Canned Food"
 - a. (<http://www.ksre.ksu.edu/bookstore/pubs/MF3170.pdf>)
 3. MF3171 "Sassy Safe Salsa at Home"
 - a. (<http://www.ksre.ksu.edu/bookstore/pubs/MF3171.pdf>)
 4. MF3172 "What's Your Elevation?"
 - a. (<http://www.ksre.ksu.edu/bookstore/pubs/MF3172.pdf>)
 - b. MF3241 "How to Guide to Water Bath Canning and Steam Canning" (<http://www.bookstore.ksre.ksu.edu/pubs/MF3241.pdf>)
 5. MF3242 "How to Guide to Pressure Canning"
 - a. (<http://www.bookstore.ksre.ksu.edu/pubs/MF3242.pdf>)
1. NO PROVISION will be made for Frozen Food Exhibits.
 2. **Hole punch the entry card and use a rubber band to attach the entry card and recipe around the top of the jar.**
 3. Each exhibit must have a complete recipe and instructions attached with entry card which includes: **Exhibitor's Name, source of recipe and page number, date of publication, and altitude where food was processed.** If using Mrs. Wages or Ball® mixes, indicate the date the mix was purchased.
 4. Labels: Each container exhibited must be labeled. Labels are available at the County Extension Office. Label must include the name, club, class number, product, canning method used (water bath, weighted gauge or dial gauge pressure method, date processed including month and year, process time, amount of pressure (psi), and altitude where preserved. Label must not cover jar brand.
 5. No fancy packs unless recipe states to do so (example: Pickled Asparagus).
 6. Failure to add the recipe card or information requested above may be lowered 1 ribbon placing or disqualified.
 7. Exhibits must be sealed in non-decorated, clean standard canning jars with matching brand two-piece lids. Do not use the colored jars. Do not add fancy padded lids, fabric over wraps or cozies as they interfere with the judging process. Jelly must be in 4 oz. jars, 1/2-pint (8 oz.), 12-ounce or pint jars (16 oz.) and salsa in pint jars. All other products must be in pint, 24-ounce or quart jars. Use pint jar canning process recommendations for 12-

ounce jars and use quart jar process recommendations for 24-ounce jars. Sealing rings must be removable and jars clean and free from rust.

8. For food safety reasons, the size of jars used must not be larger than the jar size stated in the recipe.
9. The exhibitor may attach any information which the exhibitor thinks would be helpful for the judge to know.
10. Entries with alcohol in the recipe will be disqualified and not be judged.
11. Food Preservation exhibits may sell in the FOOD AUCTION but are not required to do so. All Food Preservation exhibits not selling in the Food Auction will be displayed during the fair.
12. Members are limited to a total of FIVE entries in this division. Foods entered in the Foods & Nutrition Division do not count in Food Preservation entries.

Classes:

- Class 1 – Sweet Spreads – 1 Jar
- Class 2 – Fruits, juices, fruit mixtures – 1 jar
- Class 3 – Low acid vegetables – 1 jar
- Class 4 – Pickles, fermented foods, relishes, and chutney – 1 jar
- Class 5 – Tomato-tomato products, tomato juice, tomato salsa – 1 jar
- Class 6 – Canned meats
- Class 7 - Dried Foods

Dried products must include the recipe and preparation steps. If dried food product is not in a canning jar, it will be lowered one ribbon rating. Suggested amount: 1/3 to 1/2 cup or three or four pieces per exhibit. All meat jerky MUST be cooked to 160 degrees F before drying. This is not the drying temperature. For recommendations see "Dry Meat Safely at Home" (<http://www.ksre.ksu.edu/bookstore/pubs/MF3173.pdf>).

FOOD PRESERVATION SPECIAL AWARDS – To Be Announced



Department – GEOLOGY & LAPIDARY

Check in: Friday, July 15 1:00 PM

Judging: Friday, July 15 1:00 PM

Superintendent: Deb Johnson

1. Read General Rules.
2. Exhibit boxes should be 18" x 24" x 3½". Plexiglass covers are required. Boxes with glass covers will NOT be accepted. All specimens are to be arranged across the narrow (18") dimension of the exhibit box, making the exhibit 18" across the top and 24" deep. If a box has a sliding plexiglass cover, it must be removable from the top. Screws, locks or other devices that would prevent judges from removing cover should not be used.
3. Each entry is to be identified by a label bearing name, county, and number of specimens in the upper left corner of the box (inside-use clear double-sided tape to adhere gummed labels), and by attaching a label with the same information on the back of the box.
4. Specimens should be labeled with the number of the specimen, date collected, specimen name or description, and locality (county) where collected.
5. For classes in the Geology division, specimens should be mounted in the box by proper groups: rocks, minerals, fossils. Fossils must be identified to the Phylum, Class, and Genus level. More than one specimen of the same kind of rock or mineral or species of a fossil may be exhibited if this duplication represents different geological formations. Specimen label must show this distinction (Fort Hays limestone, not just limestone; exact species must have different formation names listed on the I.D. card; Composite Brachiopod from Morrill Limestone not just Brachiopod or Composita Brachipod).
6. All specimens must be collected from locations in Kansas for classes in the Geology division. Out-of-state specimens will not be counted in the minimum number for the class, nor will they be considered in the judging.
7. Exhibitor may enter in both Geology and Lapidary Classes. Exhibitors may make only one geology *display* entry. Exhibitor may also make an education exhibit, mineralogy display, fossils, and enter in one or more of the lapidary classes.

DIVISION 215 - GEOLOGY

Classes:

- Class 1 - Display at least 15 rocks, minerals, and fossils collected during the current 4-H year.
 Limited to one exhibited box 18" x 24" x 3½" with plexiglass. Only those exhibiting at County Fair for the first time may enter this class.
- Class 2 - Display at least 30 different rocks, minerals, and fossils, at least 5 of each.
 Fifteen must be collected during the current 4-H year. Limited to one exhibit box, 18" x 24" x 3½" with plexiglass cover. This class is open to those exhibiting either first or second time at County Fair.
- Class 3 - Display at least 45 rocks, minerals, and fossils, at least 5 of each.
 Fifteen must be collected during the current 4-H year. Exhibit limited to two boxes. List as igneous, metamorphic or sedimentary. These rock types must be spelled out on labels or have a legible key. This class is open to those exhibiting either the third or fourth time at County Fair.
- Class 4 - Display at least 60 rocks, minerals, or fossils, at least 5 of each.
 Fifteen must be collected during the current 4-H year. Exhibit limited to two boxes. List as igneous, metamorphic or sedimentary. These rock types must be spelled out on labels or have a legible key. This class is open to those exhibiting the fifth time or more at the County Fair.
- Class 5 – Educational exhibit relating to everyday living; or to a mineral test, a rock formation, geological history, species of fossil, forms of one mineral, a variation of one kind of rock, archeological artifacts, or Indian artifacts.
 Exhibit limited to 4 feet of the table space or to no more than two exhibit boxes. Care should be taken to use durable materials that will withstand County Fair conditions.
- Class 6 – Mineralogy Display a minimum of 15 mineral specimens collected in Kansas, at least 5 of which have been collected during the current 4-H year.
 The minerals are to be grouped by mineral class (i.e. Carbonates, Oxides, Silicates) and at least 3 classes must be represented. The member must use one standard display box. The specimens must be labeled with the number of the specimen, date collected, name of specimen, county where collected, and chemical composition (i.e. CaCo₃ for calcite), if known.
- Class 7 – Fossils – Display a minimum of 15 Fossil specimens collected by the participant in Kansas, at least 5 of which have been collected during the current 4-H year.
 The Fossils are to be grouped by phylum and class, and at least three phyla must be represented (Brachiopoda, Chordata, Mollusca, etc.). The member must use one standard display box.
 - The specimens must be labeled with the number of the specimen; date collected; county where collected; formation, member, or

source; phylum, class, and genus or part; and geologic age (Cretaceous, Permian, Pennsylvanian, etc.)

DIVISION 216 – LAPIDARY

The lapidary will be judged on the following criteria:

Workmanship - 60 points

Presentation and Showmanship - 30 points

Accuracy of Information - 10 points

- Class 1 - Display at least 5 varieties of polished (tumbled) specimens and 5 varieties of unpolished specimens that have not yet received lapidary treatment.
These do not have to be an example of "before and after", nor do they have to be self-collected. Locales must be identified. Only those exhibiting lapidaries at the State Fair for the first time may exhibit in this class.
- Class 2 - Exhibit at least 6 gemstones and minerals that have received lapidary treatment.
Lapidary treatment may consist of tumbling, polishing, and end or face or flat lapping. Specimens must represent at least 3 different gem stones and minerals and include at least 3 cabochons of any size or shape. Three of the specimens must be mounted. Label specimens as appropriate including locality (state) where originated.
- Class 3 - Display before-and-after examples of at least 3 varieties of specimens, at least 2 tumble-polished and 2 unpolished of each.
There is no requirement that the 4-H'er collect any of these. Locales must be identified. Lapidary work should be done during the current 4-H year.



Department – PHOTOGRAPHY

DIVISION 217 – PHOTOGRAPHY

Check in: At judging time as scheduled

Judging: Begins Friday, July 15 10:00 AM

Superintendent: Kathy Wooderson

Assistant Superintendent: Jennifer Carney, Madison Wooderson

1. Read General Rules.
2. Each exhibitor can have **no more than 5 entries in classes 1 through 8, 11 & 12 plus no more than 1 entry each in classes 9 & 10.**
3. All exhibits must have been taken or made by the 4-H member since August 1 of the previous calendar year.
4. All exhibits will be brought to the fair and put in boxes according to club name. Signup for judging will be at that time. ALL exhibits will be checked for proper size mounting with a template at a later time. Any photography not mounted properly will be lowered 1 ribbon.
5. All photographs submitted in classes requiring a single, vertical or horizontal 8" x 10" print are to be mounted across the narrow 11" dimension of an 11" x 12.5" sheet of white studio mount with the top edge of the print 1" below the top of the mount board and with the sides of the print equal distance from the two sides of the mount board. (White studio mount is available at the Butler County Extension Office along with more detailed instructions for mounting.) Remove all borders. A permanent mount must be made using a photographic adhesive spray. All photos must be no larger than 8" x 10" and no smaller than 7" x 9".
6. No lettering or imprinted date is permitted on the mount or on the photo. No underlays or borders are to be used. Photo will be lowered one ribbon placing for either lettering or imprinted data
7. Each exhibitor's name and club should be written on the back of the mount. 4-H entry cards should be attached with masking tape to the lower left edge of the mount board.
8. To protect exhibits from dust and moisture, it is required that mounted photographs are placed in plastic sleeves available at the Butler County Extension Office. No Ziploc bags allowed. **DO NOT SEAL SLEEVES.**

9. Photos with live subject(s) on railroad right-of-way or taken from railroad right-of-way property will not be judged or displayed.
10. Photographs taken with a digital camera and having no more adjustments than exposure, color intensity or correction, one click filter effects, red eye removal, cropping, dodging and burning should be entered in the standard color or black and white classes. HDR photos are to be entered in standard photo class.
11. The black and white class is for black and white prints only. Monochromatic prints, including sepia prints are considered color photos and must be entered in the appropriate age color photo class.
12. Appropriate photo subject matter is expected to follow 4-H standards. For a sense of prohibited subject matter, review the Kansas Code of Conduct; if it is not allowable at a 4-H event, it is not allowable as a photograph at the County Fair.
13. Copyright protections must be observed.
14. To enter Class 9, exhibitor must bring 1 mounted photo and another 8 x 10 photo (same photo but not mounted). The additional photo must be labeled with exhibitor's name and club on the back. This additional photo must be in a manila envelope which must be labeled with the name and club. By entering in Class 9, the exhibitor gives the Butler County Administration permission to use the photos on its website, financial reports, etc. See Special Awards for prizes.
15. Firearms and weapons (including but not limited to items resembling a firearm, weapon or photos of firearms and weapons) are not allowed to be entered or exhibited.

Butler County Conservation Districts 4-H/FFA Conservation Photo Contest. See class 10 below:

1. Subject matter must be CONSERVATION PRACTICES (Contour Farming & No-Till Farming; Cover Crops; Critical Area Planting; Field Borders; Grass Waterways; Livestock Management; Manure Storage and Runoff Control; Pest Management; Riparian Buffer; Terraces and Pollinator Habitat, etc.) within Butler County.
2. All photos must be surrendered to the Butler County Conservation District immediately at the conclusion of the Fair. The winning photo will be entered into the Ks. Assoc. of Conservation Districts photo contest. The 4-H/FFA member and parent will be required to sign a release form for the KACD; the Extension Agent will collect these photos at the conclusion of fair.
3. Photos must be taken during the current 4-H/FFA year. Minor digital enhancements for cropping, red eye removal, filters and corrective functions are permitted; however, images that have been altered in any significant manner will be disqualified. Previously published photos may not be entered.
 - a. Photo entry must also include:**
 - b. A typed brief description of the photo, date and location taken, name, age and the words "BUTLER COUNTY". This information must be included in the sleeve with the photo. You will also be required to provide your address to the Bu. Co. Conservation District.
 - c. A photo release form must be printed from the following website and included in the sleeve with your photo when submitted at Fair check-in:
<https://www.butler.k-state.edu/4hfair/>.

- d. You must follow the same mounting rules for this class as the 4-H classes, with the exception that all photos must be 8x10. See rule #5 above.
4. For 2022, the Conservation District will pay \$75 to the 4-H/FFA Member with the winning photo selected by the judges.

Classes:

(Classes 1 thru 7 –See Photography Rule #10.)

NOTE: Overall Grand and Reserve Grand are selected from Champions of Classes 1-8.

- Class 1 - Color photograph, 1st year in the project
- Class 2 - Color photograph 2 to 3 years in the project
- Class 3 - Color photograph 4 or more years in the project
- Class 4 - Black and white photograph, 1st year in the project
- Class 5 - Black and white photograph 2 to 3 years in the project
- Class 6 - Black and white photograph 4 years or more in the project
- Class 7 - Action or Motion Photo – this photo shows action, motion or movement
- Class 8 - Digital Composite Image.
Photo must be created from 2 or more originals taken by the exhibitor. Exhibitor must include a second 11 x 12 1/2 matte board mounted with standard size prints of the original photos, 3 x 5 card(s) explaining what manipulation was done and a standard size print of the final photo. Optional, may include prints of editing steps. Photos showing editing steps may be layered. Place both matte boards in the same protective plastic sleeve. See rule #11 for definition.
- Class 9 - Single Photo promoting Butler County (nature, places, way of life). (See Rule #14).
- Class 10 – Conservation Photo – Single Photo for Butler County Competition only. See conservation photo guidelines above.
- Class 11 – Growth Portfolio Class
 1. Member must have been enrolled in Photography project for five (5) years or more.
 2. Exhibit will consist of 5 (five) photos - one from each of the past 5 years of enrollment. Each photo must have been created in a different year and must be labeled with year taken and which year of enrollment it represents.
 3. Photos must be 8" x 10" and may be color or black and white.

4. An information sheet must accompany each photo giving brand and model of camera used to create the photo. The settings for focal length, aperture, mode and shutter speed must also be listed.
 5. Skill set used to create the photo must be given and explained. Main goal for each year should be listed.
 6. Beginning with photo 2, member description of GROWTH in project skill must be included on information sheet.
 7. Exhibit will consist of photos arranged in chronological order of enrollment, information sheet on each photo, and all information listed in #6 and #7. A portfolio book will be required.
- Class 12 – Career Portfolio Class
 1. Member must have been enrolled in Photography for 5 (five) or more years OR member must be age 15 -19 and been enrolled in photography for at least two (2) years.
 2. Exhibit will consist of ten (10) 8 x 10 photos showing skill development in one of the following photography areas: Portraiture, Special Effects (not done with computer), Landscape, Photo Journalism, Black and White, Nature/Wildlife or Graphic Design (computer skills with photos). Photos may have been created over multiple project years.
 3. Photos may be color except if Black and White option is chosen.
 4. An information sheet must accompany each photo giving brand and model of camera used to create the photo. The settings for focal length, aperture, mode and shutter speed must also be listed.
 5. A one-page summary should accompany the portfolio listing the goal for pursuing this area of photography and what skills were learned while doing so. Mentors should be acknowledged. Career exploration can also be described.
 6. Exhibit will be presented in a notebook designed for portfolio review with pages for required information from #4 and #5.

PHOTOGRAPHY SPECIAL AWARDS – To Be Announced



Department – PLANT SCIENCE

1. Read General Rules.
2. Open only to members enrolled in any phase of Plant Science project.

Check-in: At judging time as scheduled

Judging: Friday, July 15 1:00 – 3:00 PM

Superintendent: Tresa Garcia

DIVISION 218 – FLORICULTURE

- Any plants found to have insects will be disqualified and sent home.
- Club members may make TWO ENTRIES in each class with no more than 8 total per exhibitor.
- Interview judging will be done.
- All materials (flowers) should be grown and collected rather than purchased, except for Class 8. In Classes 6, 7 and 9, the exhibitor must own these plants by May 1.
- Class 9 (Miniature/Fairy Garden) must include the following: a minimum of 2 live plants, a label attached with the names of all the plants in the display and any lights or moving figures should be battery operated.

Judge's Score Card

Individuality (Catching the judge's eye)	25 points
Suitability of container	25 points
Quality and condition of flower and foliage	25 points
Harmony	10 points
Balance and Arrangement	15 points
Total	100 points

Classes:

- Class 1 - Single Cut Flower (Annual or Perennial) specimen exhibited with foliage in plain container. (No glass soda bottles.) Flowers in this class must have been grown by the exhibitor.

- Class 2 - Flower arrangements (not foliage plant)-consideration given to quality, arrangement and choice of container
- Class 3 - Dried flower arrangement (not foliage plant)
- Class 4 - Arrangement using wildflowers
- Class 5 - Arrangement in novelty container
- Class 6 - Potted Foliage Plants (such as philodendrons)
- Class 7 - Cacti and other succulents
- Class 8 - Arrangement using silk flowers
- Class 9 – Miniature/Fairy Garden

PLANT SCIENCE - FLORICULTURE SPECIAL AWARDS – To Be Announced

DIVISION 219 - HORTICULTURE

1. Products exhibited must have been grown in current year by club members exhibiting.
2. Club/chapter members may make only one entry for each kind of fruit or vegetable up to 12 entries.
3. See Educational Notebooks, Posters and Displays for information regarding Class 10.

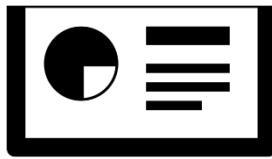
Classes:

- Class 1 - Small vegetable (plate of 12)
Example: green snap beans, yellow wax beans, radishes, other small vegetables
- Class 2 - Medium vegetable (plate of 5)
Example: cucumbers, cherry tomatoes, tomatoes, beets, white onions, yellow onions, red onions, bell peppers, other peppers, radishes, okra, parsnips, turnips, sweet potatoes, red potatoes, white or Russet potatoes, carrots, other medium vegetables
- Class 3 - Large vegetable (plate of 1)
Example: watermelon, summer squash, winter squash, pumpkin, eggplant, cabbage, cantaloupe, other large vegetables
- Class 4 - Best Garden Exhibit
Each exhibitor will be limited to a space 3' x 3' in which to exhibit products of club member's own garden. Products from the garden which have been

canned may be included in the exhibit. Not over 50% of the exhibit shall consist of canned vegetables. Potatoes may be included. (County Competition Only)

- Class 5 - Garden Display of 5 different fresh vegetables and/or fruits.
Each exhibitor is limited to 4 square feet of display space. Canned vegetables are not acceptable. Only one variety of each type of vegetable or fruit may be exhibited. The number of the five vegetables to be exhibited are as follows: large vegetables (watermelon, cabbage, etc.) - 1 each; medium vegetables or fruits (cucumbers, carrots, onions, apples, etc.) - 5 each; small vegetables or fruits (green beans, berries, etc.) - 12 each
- Class 6 - Fresh Culinary Herbs
6 stems of ONE VARIETY of fresh herbs exhibited in a disposable container of water. Dried herbs not accepted. Examples include parsley, basil, dill, etc.
- Class 7 - Small Fruits, such as berries, ½ pint box
- Class 8 - Tree Fruits, such as apples or pears, plate of 5
- Class 9 - Grapes, 2 bunches
- Class 10 - Horticulture Notebook

PLANT SCIENCE - HORTICULTURE SPECIAL AWARDS – To Be Announced



Department – PUBLIC PRESENTATIONS

DIVISION 220 – PUBLIC PRESENTATIONS

Check-in: At judging time as scheduled

Judging: Begins Sunday, July 17 11:00 AM


Superintendent: Cari Barlett

1. Read General Rules
2. A 4-H or FFA member may make no more than one entry in each class.
3. Pre-entries will be required for this division. Type of presentation must be indicated in the entry.
4. The schedule for all presentations will be sent to participants and posted at the Fair.
5. Tables and easels will be provided.
6. The presentation should be of sufficient length to cover the topic adequately.
Maximum and minimum times are as follows:
 - a. Project Talks: 3-7 minutes (Junior and Intermediate only, including Team Presentations)
 - b. Illustrated Talks: Up to 10 minutes (Junior and Intermediate); up to 15 minutes (Senior)
 - c. Demonstrations: Up to 10 minutes (Junior and Intermediate); up to 15 minutes (Senior)
 - d. Poetry or Prose: Up to 5 minutes
7. A demonstration shows a step by step procedure and explains why each step is essential to develop a particular skill or task.
An illustrated talk incorporates the use of visual aids (posters, technology supplies, equipment, etc.) that describes the process of the topic being discussed.
A project talk should tell about a specific project and the experience in the project. Visuals may be used.
8. Poetry or Prose should be a piece of literature either Dramatic, Interpretative, Humorous or other type of reading that follows the 4-H Code of Conduct (pieces should be edited for appropriate language and content if necessary). The participant may read from a script or have the piece memorized. The title and author of the selection should be noted within the presentation.
9. 4-Her members 9 years of age or older receiving a purple ribbon are eligible to enter the State Fair. Poetry and Prose are exhibition only at the State Fair and will not be evaluated.

Classes:

- Class 1 – Junior Ages 7-9 Individual Presentation
- Class 2 – Intermediate Ages 10-13 Individual Presentation
- Class 3 – Senior Ages 14 and up Individual Presentation
- Class 4 – Team Presentation
- Class 5 – Poetry or Prose

PUBLIC PRESENTATION AWARDS – To Be Announced



Department – STEM

Check in: Friday, July 15 1:00 PM

Judging: Friday, July 15 1:00 PM

Co-Superintendents: Jennifer Carney, Sarah Cope

DIVISION 221 - ARCHITECTURAL BLOCK CONSTRUCTION

Check in: Friday, July 15 1:00 PM

Judging: Friday, July 15 1:00 PM

Co-Superintendents: Jennifer Carney, Sarah Cope

1. 4-H members must be currently enrolled in the Kansas 4-H STEM – Architectural Block Construction project to exhibit in this division.
2. Each exhibitor may enter one exhibit. Exhibits must have been constructed during the current 4-H year. The exhibit must have been selected at the county level for entry at the State Fair and received a purple. No more than 4 entries from our County may be entered in the Kansas State Fair.
3. Total exhibit dimensions may not exceed 2 feet high, by 2 feet wide, by 2 feet deep.
4. All exhibits should be placed in a sturdy see through enclosure with a top, bottom, and 4 sides. A clear tub turned upside down with the exhibit placed on the lid would be an acceptable enclosure. This is to keep exhibit components from being “scattered to parts unknown” at the fair. The outer dimensions of the enclosure are part of the total exhibit dimensions.
5. All components used in construction should be dust free, clean, free of chips, scuffs, or cracks
6. The primary building component should be interlocking blocks, commonly referred to by the brand name of Lego®
7. Other components can be integrated into dioramas to illustrate architectural aspects that may be difficult to convey with traditional interlocking blocks, for example marbles for small round objects.

8. The use of existing "store bought" sets for major architectural elements of the display is not allowed, use of figurines from sets is allowed as are using individual bricks to create something different than the architectural component of the set it came from. "Store bought" sets should be considered an arts and crafts entry. The intent of this is to ensure fairness among exhibitors and encourage maximum creativity instead of just following a set of plans.
9. The design should have a central theme, for example a garage, a house, a shop, this theme should be discussed, this can link back to architectural elements in the display, for example, toilets, chairs, sofas, plants, pianos, cars, garage doors, spaceships, animals, food, etc.(architectural elements, components, features can be thought of as nouns)
10. Displays must have significant architectural component. Examples of architectural components include walls, windows, doors, roofs, canopies flying buttresses, etc.
11. Landscapes are strongly discouraged, however buildings can have a reasonable exterior landscape if it clearly linked to the architecture, for example a bike rack next to a street outside of a bicycle shop
12. Architectural components should have a consistent look, walls and roofs that have with no pattern or consistency will be deducted one ribbon placing
13. Gaps or cracks should not be visible between assembled blocks
14. Doors should open and close, large doors can be fixed in either an open or closed position, but it should be obvious that is a large door, windows can be either fixed or open and close.
15. Vehicles that are intended to stay in a single place should be affixed to base plates with sticky tack, hot glue, or other method
16. You can use a partial wall or no wall, called a reveal, to show what is happening inside of a structure is acceptable, for example only having three walls to allow an unobstructed view into a room.
17. Mechanical enhancements or motion elements that add motion to the diorama are acceptable and encouraged. If used judges should be able to use them and instructions should be provided for operation. For example, marry-go-rounds, doors, elevators, gears, marbles going down a channel, flapping wings, animatronics, etc. If included judges should be able to use them and instructions should be provided for operations either in the story or on a separate page
18. Artistic designs with no architectural design/components are not permitted and two ribbon placings will be deducted, these exhibits should be displayed in arts and crafts
19. The exhibitor's name(s) and county or district must be tagged or labeled in a prominent location on the display, additionally; the display case should have the exhibitor's information attached to it as well, as the top part of the case may be separated from the display
20. Each exhibit information packet should include the following items:
 - a) At least one At least one drawing of the desired architecture on graph paper, multiple views (top, front, side) are preferred, they do not need to be to scale. Plans encourage organizing the build process so that elements don't get forgotten. For example, a real house doesn't get built without plans. Plans also help if a part comes loose on the way to the fair, so staff can figure out where it goes.

b) 1 to 5 pages of photos showing work on the exhibit, preferably from a beginning state to final or completed state, these help in determining where a part might go in case something comes loose.

c) If appropriate operating instructions for mechanical portions of the diorama.

19. Each exhibitor is required to complete the "4-H STEM Architectural Block Construction Exhibit Information Form" which is available through your local K-State Research and Extension office or at www.STEM4KS.com This form must be attached to the outside of a 10" x 13" manila envelope. Do not tie the envelope to the exhibit. All revisions of forms previously released for the STEM division, dated prior to the current year are void for use and new forms must be used that are dated by the Kansas State 4-H office for the current year.

Classes:

- Class 1 - Introductory - Level 1 classes (about 1 - 3 years of experience).
Diorama illustrating at least 2 architectural features beyond floors, ceilings, and walls
- Class 2 - Experienced – Level 2 classes (about 4 - 6 years of experience).
Diorama illustrating at least 4 architectural features beyond floors, ceilings, and walls, and includes 1 or more motion elements
- Class 3 - Advanced – Level 3 classes (about 7 - 9 years of experience).
Diorama illustrating at least 6 architectural features beyond floors, ceilings, and walls, and includes 2 or more motion elements
- Class 4 - Level 4 classes (10 or more years of experience).
Diorama illustrating at least 8 architectural features beyond floors, ceilings, and walls, and includes 3 or more motion elements

DIVISION 222 – ENERGY MANAGEMENT

Check in: Friday, July 15 1:00 PM

Judging: Friday, July 15 1:00 PM

Co-Superintendents: Jennifer Carney, Sarah Cope

1. Read General Rules.
2. Each exhibitor may enter no more than three items.
3. Label each item, giving owner's name, club and name of article. Also indicate on label, whether "original construction" or "kit assembly". Label placed with masking tape or tied to exhibit is preferred.
4. All exhibits must be operable.
5. No hand-dipped solder may be used on exhibits.
6. Articles that have been in use should be cleaned for exhibit.

7. Exhibits may consist of any of the following:
 - a. AC projects such as household wiring, indoor lighting, outdoor wiring, shop lighting, extension cords, trouble lights, AC demonstration projects.
 - b. DC demonstration projects, motors, fans, heaters, blowers. All DC projects must include batteries supplied by the 4-H/FFA member.
 - c. Electronic kits or original projects. Must include plans for kits or original project. Judge should have access to examine the quality of wiring.
 - d. Educational Displays and Exhibits using a maximum tri-fold size display.
 - e. Small Engines which involve engines smaller than 20 horsepower and would be a display, poster or rebuilt small engine (Engine should contain no fuel in tank or carburetor).
 - f. Alternative Energy (a source of energy derived from a natural source, such as the sun, geothermal, wind, tides or waves) and could include displays or experiments.

See State Fair Rules for more information.

Classes:

- Class 1 – Junior – ages 7-9
- Class 2 – Intermediate – ages 10 to 13
- Class 3 – Senior – ages 14-18

DIVISION 223– ROBOTICS

1. Read General Rules.
2. Each exhibitor may enter three robots constructed during the current year. Only one robot may be entered in each class.
3. Each entry must be accompanied by a card containing member's name, club, and number of years in the robotics project.
4. Each exhibitor is required to complete the "4-H STEM Robotics Exhibit Information Form" which is available at <https://www.kansas4-h.org/events-activities/fairs/kansas-state-fair> or by going to www.stem4ks.com. This form must be attached to the outside of a 10" x 13" manila envelope. All revisions of all forms previously released for the STEM division either undated or dated prior to current year are void for use and new forms must be obtained and used that are dated by the State 4-H Office for the current year.
5. The exhibit must include written instructions for operation (the instructions should be written as if they were to tell a grandparent or elderly person how to operate the robot), construction plans, and one to three pages of project photographs. For robots that can be programmed, robot programming information must be included, this information should be placed inside the 10" x 13" manila envelope mentioned above. Robot programming information can be, but not limited to, source code, block diagrams, screen captures of the coding window, and other images that show the programming logic used. The exhibitor may enter their electronic project listed under the energy management program if the exhibitor so chooses.

6. Each robot must be free-standing, without the need for additional supports in order to be moved or exhibited. Each exhibit must include a robot; information packets are not a sufficient exhibit. In judging entries, the display method will NOT be considered. Judging will be based on the operation and the explanations of the functions of the robot.
7. Robots must have automated articulated structures (arms, wheels, grippers, etc.).
8. Each exhibitor must be able to demonstrate how the robot operates and explain what is occurring with the robot and why.
9. Robot dimensions should not exceed 2 feet high, by 2 feet wide, by 2 feet deep. Weight may not exceed 15 pounds. If displayed in a case (not required or encouraged) the outside case dimensions may not be more than 26 inches in height,
10. Materials including but not limited to obstacles, spare batteries, and mats for testing the robot may be placed in a separate container, which is not included in the robots' dimensions, that container may not be larger than 576 cubic inches as measured along the outside of the container. (Examples: 4"X4"X36" or 4"X8"X18" or 6"X6"X16) The container, if used, and/or any large objects (such as mats or obstacles) should be labeled with the exhibitor's name(s) and county or district.
11. All electric components of the robot must be adequately covered or concealed with a protective enclosure. Paper is NOT considered an adequate enclosure or covering for electrical components.
12. Robots must be powered by an electrical, battery, water, or solar source only. Robots powered by fossil fuels/flammable liquids will be disqualified. All robots must include an on/off switch for operation. Robots that include weaponry of any kind will be disqualified. Weaponry is defined as any instrument, possession or creation, physical and/or electrical that could be used to inflict damage and/or harm to individuals, animal life, and/or property.
13. Remote controlled robots are allowed under certain conditions provided that the robot is not drivable. Remote controlled cars, boats, planes and/or action figures, etc. are not allowed.
14. See State Fair Rules for more information.

Classes:

Novice – One to Two Years in Robotics Project

- Class 1 - Robot made from a commercial (purchased) kit
- Class 2 - Robot designed and constructed by exhibitor. The robot must not be a mere modification of an existing robot kit or plan
- Class 3 - Programmable robot made from a commercial (purchased) kit
- Class 4 - Junk Drawer Robotics-based curriculum robot
- Class 5 - Robot designed and constructed by exhibitor or one from a commercial kit, that is operated by a remote-controlled device

Intermediate – Three to Four Years in Robotics Project

- Class 6 - Robot made from a commercial (purchased) kit
- Class 7 - Robot designed and constructed by exhibitor. The robot must not be a mere modification of an existing robot kit or plan
- Class 8 - Programmable robot made from a commercial (purchased) kit

- Class 9 - Junk Drawer Robotics-based curriculum robot
- Class 10 - Robot designed and constructed by exhibitor or one from a commercial kit, that is operated by a remote-controlled device.

Professional – Five or More Years in Robotics Project

- Class 11 - Robot made from a commercial (purchased) kit
- Class 12 - Robot designed and constructed by exhibitor. The robot must not be a mere modification of an existing robot kit or plan
- Class 13 - Programmable robot made from a commercial (purchased) kit
- Class 14 - Junk Drawer Robotics-based curriculum robot
- Class 15 - Robot designed and constructed by exhibitor or one from a commercial kit, that is operated by a remote-controlled device

STEM: ROBOTICS SPECIAL AWARD – To Be Announced

DIVISION 224 - STEM: ROCKETRY

Check in: Friday, July 15 1:00 PM

Judging: Friday, July 15 1:00 PM

Co-Superintendents: Jennifer Carney, Sarah Cope

1. Each exhibitor may enter two rockets constructed during the current year. If two rockets are entered, one rocket must be entered as a “kit” and the second rocket must be entered as a “designed by exhibitor” rocket. The rocket must have been flown (see Rule #9). Each rocket exhibited must be able to stand freely by itself or be supported on a base not to exceed 4 ¼” thick x 8” square for small and medium size rockets. Support rods must not extend past the tip of the nose cone and support rods must remain in the upright position. DO NOT ANGLE. (Do not submit on a launch pad). Rockets greater than 4 feet tall can be displayed without a base or displayed parallel to the ground with up to 2 notched blocks not to exceed 4” in width and depth. Launch pads not acceptable to use as bases. In judging entries, the display method will NOT be considered. Judging WILL be based on quality of workmanship, and quality of finish.
2. Each entry must be accompanied by an entry card containing member’s name, club, and number of years of participation in the STEM: Rocketry project. Each exhibitor is required to complete the “4-H STEM Rocketry Exhibit Information Form” (dated 2015)

which is available at the Butler County Extension Office. The report that accompanies the rocket must be limited to this form which is glued to a 10" x 13" envelope. Plans (or a photocopy) must be placed inside the envelope. This includes original design rockets. If a rocket kit has been modified structurally, notations need to be given indicating the changes made. One or more photographs of the rocket at the launch site are required. Photographs showing the rocket at the moment of ignition are preferred. Photographs should be mounted on one side of 8½" x 11" page.

3. Engines and ignitor are not permitted with the exhibit.
4. Angles of the fins must fall with a plus or minus 2 degrees' variation.
5. Exhibit must be uniformly painted, smoothly finished, have decals applied smoothly, and be properly assembled according to accompanying plans.
6. Beginner kits with prefabricated fin assemblies and pre-finished rockets requiring no painting are NOT acceptable.
7. Exhibitors who exhibit a rocket using a size E engine or larger will be required to provide National Association of Rocketry (NAR) membership number on the exhibit information sheet.
8. Rocket is a high-power rocket if it used an "H" engine or larger to launch The total impulse of all engines used in the rocket is greater than 20.01 Newton-seconds of thrust.
9. If a burn ban is in effect for Butler County, exhibitors are not required to launch their rocket(s) before being exhibited at the fair. All requirements for the launching of rockets and the documenting of the launching are suspended for the duration of the ban.
10. Exhibits that meet the above guidelines MAY NOT meet the qualifications for the Kansas State Fair. Exhibitors may get a copy of the State Fair guidelines from the Butler County Extension Office. You may go to the State Fair 4-H Handbook on the Kansas State Fair website link: <http://www.kansas4-h.org/events-activities/fairs/kansas-state-fair/index.html>

Classes:

- Class 1 – Scale model rocket, made from kit, includes plans
- Class 2 – Rocket (kit or original) exhibitors 9 years and under
- Class 3 – Rocket made from kit, exhibitors 10-13 years of age
- Class 4 – Rocket made from original materials, (no kit parts) 10-13 years of age
- Class 5 – Rocket made from kit, exhibitor 14 years and older
- Class 6 – Rocket from original materials (no kit parts) 14 years and older
- Class 7 – Rocket designed by 2 or more exhibitors, not merely modification of an existing kit rocket – include original plans at check-in. (Not eligible for special awards).

STEM: ROCKETRY SPECIAL AWARDS – To Be Announced

DIVISION 225 – STEM: UNMANNED AERIAL SYSTEMS

Check in: Friday, July 15 1:00 PM

Judging: Friday, July 15 1:00 PM

Co-Superintendents: Jennifer Carney, Sarah Cope

1. Read General Rules.
2. The 4-H members must be currently enrolled in the 4-H STEM project to exhibit in this division.
3. Each exhibitor may enter one exhibit per class.
4. The information that accompanies the UAS must be limited to the 4-H STEM Exhibit Information Form which is affixed to a 10" x 13" envelope. This envelope should NOT be attached to the UAS. This may be downloaded from www.stem4ks.com. Any UAS exhibit not including this completed envelope will receive a lower ribbon. All revisions of forms previously released for the STEM division dated prior to current year are void for use and new forms must be obtained and used that are dated by the Kansas State 4-H Office for the current year.
5. Exhibitor's name, club, age, and years(s) in project must be tagged or labeled in a prominent location on the exhibit.
6. Unmanned Aerial Systems that include or depict weaponry of any kind will be disqualified.

Classes:

Junior: 9-13 years' old

- Class 1 - Unmanned Aerial System designed and constructed by exhibitor that is operated by a remote-controlled device.
The UAS must not be a mere modification of an existing kit or plan. You may not exhibit a UAS that is purchased off the shelf in this class.
- Class 2 - Practical application of an Unmanned Aerial System constructed from a commercial (purchased) kit.
This includes the UAS, plus one or more of the following: video, notebook, poster, display board, etc. This class is separate from educational exhibits. A tangible use would be mapping Russian olive trees, eroded soils, and bindweed in fields, etc. There are also many other non-agricultural UAS uses that would be appropriate for this class.

Senior: 14 year and older

- Class 3 - Unmanned Aerial Systems designed and constructed by exhibitor that is operated by a remote-controlled device.
The UAS must not be a mere modification of an existing kit or plan. You may not exhibit a UAS that is purchased off the shelf in this class.
- Class 4 - Practical application of an Unmanned Aerial System constructed from a commercial (purchased) kit.
This includes the UAS, plus one or more of the following: video, notebook, poster, display board, etc. This class is separate from educational exhibits. A tangible use would be mapping Russian olive trees, eroded soils, and

bindweed in fields, etc. There are also many other non-agricultural UAS uses that would be appropriate for this class.



Department – VISUAL ARTS

Check in: At judging time as scheduled

Judging: Begins Saturday, July 16 12:00 PM

Superintendent: Jennifer Carney

Assistant Superintendents:

1. Read General Rules.
2. All exhibits must be the result of the current club year work.
3. Refer back to the General guidelines as it pertains to copyright and branded material.
4. To exhibit, a member must be enrolled in Visual Arts or Visual Arts: General Arts and Crafts
5. Each 4-Her will be allowed a total of 6 entries.
6. JUNIORS ONLY – may exhibit a plastic model kit and paint by numbers.
7. Combining parts of different patterns (pictures, photographs, images from the internet or a magazine) with the member's own ideas can result in an original design, but simply changing the color, pattern, and/or size of a pattern does not make the design original. If you create a replica of what you see somewhere else (i.e. Pinterest), it is not your original design. If a photo, sketch, or other idea source was used, submit it with your entry, firmly attached to your exhibit.
8. No boxes can be stored in the building.
9. Ceramic articles must be made by the exhibitor and can be clay or greenware items.
10. EXHIBITS MUST BE LABELED WITH NAME, AGE, CLUB, YEARS IN CRAFT WORK AND YEARS IN CLASS ON THE BACK SIDE OR BOTTOM OF THE EXHIBIT.
11. It is suggested that sketching be covered in plastic.
12. Exhibits may include: sketching, painting, drawing, sculpture, carvings, ceramics, taxidermy, leathercraft and other creative arts.
13. All sketching's, paintings, drawings, canvas, or other exhibits which need to be hung, **MUST** have the appropriate saw tooth hanger, rod, wire, or other mechanism attached in order to be properly displayed. The saw tooth hangers must be screwed or nailed in.
14. Leather craft projects must use the following guidelines:
 - a. Limited to a total of 6 entries (this is separate of the arts and crafts entries)
 - b. Bring original designs and include your patterns
 - c. Bring all leather projects in a see-through plastic bag
 - d. Exhibits may be stamped, braided, tooled or another leathercraft article.
15. The exhibitor may attach a 4" x 6" card with any information which the exhibitor thinks would be helpful for the judge to know.
16. Firearms and weapons (including but not limited to items resembling a firearm or weapon) are not allowed to be entered or exhibited.

17. One (1) entry from the following 5 areas will be selected to participate in the Kansas State Fair competition: Fine Arts, Clay & Ceramics, Leather & Jewelry, Three Dimensional, and General Crafts. These will be selected from projects receiving purple ribbons during the judging. Youth ages must fall within the Kansas State Fair age participation requirement (9 and older).

- a. See Kansas State Fair rules for the 5 category definitions. <https://www.kansas4-h.org/events-activities/fairs/kansas-state-fair/index.html>

18. Kansas State Fair eligibility will be determined by Kansas State Fair rules. Exhibitors will be notified on eligibility following County Fair.

DIVISION 226 - CLAY AND CERAMICS

Any original item made of clay; may be fired or unfired, hand formed, or thrown on a wheel. Self-hardening, fire/oven-cured, and or corn-starched clays are acceptable. Items can include, but are not limited to, clay statues, bowls, etc.

Classes:

- Class 1 – Junior Ages 7-9
- Class 2 - Intermediate Ages 10-13
- Class 3 – Senior Ages 14 -18

DIVISION 227 - FINE ARTS

Oil, chalk, charcoal, dyes, pastels, pencil, ink, acrylic, or water color on canvas, canvas board, paper, wood, metal, or textiles, framed as a picture, prepared for hanging. Stretched canvas arts on a wooden frame is considered prepared for hanging provided that frame has a hanger.

Classes:

- Class 1 – Junior Ages 7-9
- Class 2 - Intermediate Ages 10-13
- Class 3 – Senior Ages 14 -18

DIVISION 228 - LEATHER AND JEWELRY

Any leather stamping, carving, tooling, lacing, or stitching piece, or any jewelry piece made from any medium are acceptable exhibits.

Classes:

- Class 1 – Junior Ages 7-9
- Class 2 - Intermediate Ages 10-13
- Class 3 – Senior Ages 14 -18

DIVISION 229 - THREE-DIMENSIONAL

The piece must be observable on at least 3 sides and should be either free standing or prepared to be hung. Craft and preformed or assembled projects are not acceptable.

Classes:

- Class 1 – Junior Ages 7-9
- Class 2 - Intermediate Ages 10-13
- Class 3 – Senior Ages 14 -18

DIVISION 230 - GENERAL CRAFTS

This category incorporates miscellaneous pieces that do not correspond to the 4, above mentioned categories.

Classes:

- Class 1 – Junior Ages 7-9
- Class 2 - Intermediate Ages 10-13
- Class 3 – Senior Ages 14 -18
- Class 4 – Team Exhibit – County Competition Only. This class may be entered by any team of two or more arts and crafts project members. A 4-er may be on only one team. The team entry may be made in addition to individual entries. This class will be excluded from any awards.

VISUAL ARTS – ARTS & CRAFTS SPECIAL AWARDS – To Be Announced



Department – WOODWORKING

DIVISION 231 – WOODWORKING

Check in: At judging time as scheduled

Judging: Begins Friday, July 15 10:00 AM

Superintendent: Chris Brackenridge

1. Read General Rules.
2. A club/chapter member may make not more than two entries in their respective age division. They may also be on one (1) team and do 1 team entry in addition to their respective age division entries.
3. EACH ARTICLE EXHIBITED MUST BE ACCOMPANIED BY THE PLAN, BLUE PRINT, OR WORKING DRAWING USED FOR CONSTRUCTION. Please note: a set of step-by-step instructions is not a plan. Missing or insufficient plans will be lowered 1 ribbon placing. Plans are not required for repaired or refinished furniture, but a brief explanation of the work completed must be attached to the exhibit.
4. Label each article showing intended use. Designate on the entry if the article is original or kit-construction.
5. Label each article giving owner's name, club and name of article. Label placed with masking tape, or tied to exhibit, is preferred.
6. In judging woodwork articles, consideration will be given to:
 - a. Usefulness
 - b. Choice of wood
 - c. Design
 - d. Suitability and quality of finish
 - e. Workmanship
7. Woodworking exhibits consist of woodwork article for farm and shop use, lawn furniture, household furniture, other woodwork articles such as a birdhouse, breadboard, doorstop, etc., piece of repaired and refinished furniture or any article made from a kit.

Classes:

- Class 1 – Junior – ages 7-9
- Class 2 – Intermediate – ages 10 to 13
- Class 3 – Senior – ages 14-18
- Class 4 – Team or group woodworking project – This class may be entered by any team of two or more woodworking project members. A 4-Her may be on only one team. The team entry may be made in addition to individual entries. This class will be excluded from special awards.

WOODWORK SPECIAL AWARDS – To Be Announced



DEPARTMENT – 4-H CLOVERBUDS

(Must be 5 or 6 years of age AND enrolled as a Cloverbud)

****No Pre-Entry required for Cloverbuds – EXCEPT for Fashion Revue****

Check-In and Sharing: Saturday, July 16 11:00 AM – 12:00 PM

Superintendent: Joanna Hadley & Deb Johnson

Assistant Superintendent: 4-H Ambassadors

1. Must be enrolled as a Cloverbud by May 1 to exhibit. Cloverbuds must be age 5 or 6 by January 1 of the current year to participate in this program.
2. Cloverbuds may exhibit age appropriate activity related items from their 4-H Cloverbud experiences.
3. Cloverbuds may showcase a product, poster, or notebook for the display.
4. A Cloverbud may showcase a maximum of 5 items.
5. Cloverbuds will receive participation ribbons only, no premiums, and will not be judged.
6. Cloverbuds may participate in the Fashion Revue. See Fashion Revue Rules.
7. All other Cloverbud entries must be entered in the Cloverbud Department. (For example, a Cloverbud craft must be entered in the 4-H Cloverbud Division and NOT in the 4-H Arts and Crafts Division).

*NOTE: Special Cloverbud entry cards will be available during the Butler County Fair at the information booth. Do not use the entry cards used for 4-H or Open Class exhibits at the fair.

JUDGING CONTESTS & OTHER EVENTS

1. Read GENERAL RULES.
2. All club members are eligible to compete in each contest for individual honors, and entry may be made at time of contest. No pre-entry required.

BARNYARD OLYMPICS

Sign-up – Sunday, July 17 9:30 – 10:30 AM

Check-In – Sunday, July 17 2:30 PM

Olympics – Sunday, July 17 3:00 PM

SUPERINTENDENTS: 4-H Ambassadors, Joanna Hadley, Deb Johnson

BUCKET CALF DRESS UP EVENT

CONTEST: Sunday, July 17 6:00 PM

SUPERINTENDENT: Carrie Claassen, Gary Claassen

Bucket calf exhibitors may design a costume for their calves and themselves. Costumes should coordinate with each other. This event will be held prior to round robin – please refer to the schedule for the time. Participants will receive a participation award sponsored by the Butler County 4-H Council.

FCS CONSUMER SKILLS JUDGING EVENT

CONTEST: Sunday, July 17 1:00 – 3:00 PM

SUPERINTENDENT: TBD

HORTICULTURE JUDGING CONTEST

CONTEST: Sunday, July 17 1:00 – 2:00 PM

SUPERINTENDENT: Calla Edwards

LIVESTOCK JUDGING CONTEST

CONTEST: Monday, July 18 8:15 AM

SUPERINTENDENT: Joe Leibbrandt

ASSISTANT SUPERINTENDENT: Ryan Beeson

There will be three divisions in livestock judging for Butler County 4-Hers.

Senior – 14-18

Junior – 13 and under

Beginner – First year judges

LIVESTOCK JUDGING SPECIAL AWARDS – To Be Announced

PHOTOGRAPHY JUDGING CONTEST

CONTEST: Sunday, July 17 2:00 – 3:00 PM

SUPERINTENDENT: Melissa Scribner

POULTRY JUDGING CONTEST

CONTEST: TBD

SUPERINTENDENT: TBD

CHALLENGE OF CHAMPIONS

CONTEST: Sunday, July 17 | 2:00 PM (Ages 16 to 19)
3:00 PM (Open to Ages 7 to 15)

CO-SUPERINTENDENTS: Courtney Jackson & Darren Jackson

1. Rules GENERAL RULES.
2. 4-H & FFA Members, 16 to 19 years 4-H age may participate. At 3:00 PM, the contest will be open to those 7-15 years of age (Junior group). No awards will be given to the junior group. It will be for educational only.
3. No contestant will be allowed to have books or notes, phones or electronics during the contest.
4. While the contest is in session there shall be no communication among contestants.
5. The first-place contestant qualifies to participate at the Kansas State Fair for the Challenge of Champions Contest.

Potential Format of Contest (may be subject to change)

1. Written test with questions concerning total agricultural/livestock industry, farm equipment, farm management and general agriculture
2. Identification of livestock equipment
3. Identify breeds of beef cattle, dairy, sheep, hogs and goats
4. Identification of concentrate and/or roughage
5. Identification of different retail cuts of meat
6. Identification of common crops (either plant or seed)
7. Identification of common weeds
8. Possible interview on agricultural current event topics, or general agriculture

Determination of ratings: Individual ranking shall be determined by total points of each contestant.

CHALLENGE OF CHAMPION SPECIAL AWARD – To Be Announced