

2024

Butler County 4-H/FFA Fair Division Rules



Updated September 5th, 2023

Index

MEDALLION HUNT.....	3
BARNYARD OLYMPIC.....	3
4-H/FFA GENERAL RULES.....	3
GRIEVENCE PROCESS	5
KANSAS FFA CODE OF CONDUCT	5
KANSAS 4-H CODE OF CONDUCT	6
4-H/FFA ANIMAL DEPARTMENTS	8
ANIMAL ELIGIBILITY REQUIREMENTS	9
LIVESTOCK HEALTH REQUIREMENTS.....	9
LIVESTOCK/ANIMALS RULES AND REGULATIONS.....	10
BEEF	14
DAIRY	18
HORSE	21
MEAT GOATS	24
PIGEON	25
POULTRY	26
RABBIT	28
SHEEP	30
SWINE	31
HERDSMANSHIP.....	32
ROUND ROBIN	33
4-H/FFA STATIC DEPARTMENTS	34
CLOTHING.....	35
CLUB BANNERS	40
EDUCATIONAL EXHIBITS	42
ENTOMOLOGY	43
FIBER ARTS.....	47
FOODS.....	50
GEOLOGY AND LAPIDARY	57
PHOTOGRAPHY.....	60
PLANT & ENVIRONMENTAL SCIENCE.....	64
PUBLIC PRESENTATIONS.....	67
ENGINEERING TECHNOLOGY	68
VISUAL ARTS	78
WOODWORKING	81
CLOVERBUDS.....	82
JUDGING CONTESTS AND OTHER EVENTS	83



MEDALLION HUNT

Come One; Come All to the greatest search of them all!

The Butler County Fair Medallion Hunt is open to all currently enrolled **4-H & FFA members**. Clues will be posted daily and fair goers are encouraged to enjoy the hunt! The medallion can be found by the craftiest of hunters somewhere upon the fair grounds. No destruction is needed, the medallion can be found where it can be seen. When the medallion is found, the luckiest of hunters will win the \$100 cash prize once the medallion is shown to those in the Extension Office and a thank you note is written. A thank you note will be available in the Extension Office if you do not have your own.

The Medallion Hunt is sponsored by: **TO BE ANNOUNCED**

BARNYARD OLYMPICS

You don't want to miss this fun and exciting team event! Round up your team of 4, current 4-H members, sign-up at the designated time and get ready to have some friendly competition! This event is open to Cloverbuds, Junior and Intermediate aged 4-H'ers. Non-4-H members are not allowed to participate but can cheer loudly for their friends from the sidelines!

Sign-up –
Check-In –
Olympics –

SUPERINTENDENTS: 4-H Ambassadors & Ambassador Advisors

GENERAL RULES

****ALL PROJECTS REQUIRE PRE-ENTRY FOR 2024 BY JUNE 24, 2024****

****PRE-ENTRY INFORMATION WILL BE SENT OUT****

****NO LATE ENTRIES WILL BE ACCEPTED****

1. Exhibitors and contestants must be a participant in the Butler County 4-H or FFA program. 4-H Members must be enrolled in-projects by May 1. The exhibits entered in the Butler County Fair must be owned and fed, constructed, or grown by the Exhibitor.
2. **All projects must be the result of the current year's 4-H work.**

3. All 4-H/FFA project questions should be directed to the Butler County 4-H Agent, Butler County Extension Agriculture Agent or **their** respective FFA Advisor.
4. Campers, Livestock/Project & Rabbit Auction, Open Class entries and ribbon premium amounts should be directed to: Butler County Fair Board at bucofair@gmail.com.
5. Accommodations for persons (youth exhibitors) with disabilities may be requested by contacting Butler County Extension Director, Charlene Miller, at the Butler County Extension Office two weeks prior to the start of the event at 316-321-9660. Requests received after this date will be honored when it is feasible to do so.
6. Exhibitors should learn the guidelines and exercise caution when using copyrighted materials whenever possible by originating their own work. Exhibitors should use with caution a copyrighted and/or trademarked product or service (a brand name, label or product). A copyright and trademark are legal methods used by writers, artists, corporations, and others to protect their original work. Protected items may range from books to music, logos to computer graphics. Copyrighted and /or trademarked materials used in displays, demonstrations, posters or other activities will be disqualified if the exhibitor does not request permission to use the copyrighted and/or trademarked materials and will not be displayed. The use and inclusion of specific brand names for educational purposes does not imply endorsement or refusal by the Department of 4-H Youth Development, Kansas State University Agriculture Experiment Station and Cooperative Extension Service or the State of Kansas.
7. Fair officials will not be responsible for any exhibits or equipment that is not removed following the designated Fair Clean up time or for any broken or damaged items.
8. The Danish system of awards will be followed in all classes in the youth division of the fair. **Static & Horse exhibits/entries will be placed within four groups: purple, blue, red, and white. Horse exhibitors may also be awarded a green-ribbon. Livestock exhibits will be placed within three groups: blue, red, and white.** Ribbon placing will be awarded at time of judging. Only purple ribbon exhibits in static, **rabbit, poultry & horse projects** may be considered for any Champion or Reserve Champion awards. **Only blue ribbon exhibits in livestock are eligible for Champion and Reserve.**
9. This is a Youth Event. 4-H Policy states "Alcohol or tobacco products shall not be used by adults in the presence of youth(s) at any 4-H event."
10. Firearms and weapons are not allowed to be entered or exhibited.
11. **Any project condoning or promoting the use of alcoholic beverages or illegal drugs will not be accepted for exhibit.**
12. Any Exhibitor who is found to have tampered with any exhibit or entered an exhibit that is not eligible for exhibit or does not abide by Fair rules, will be barred from **future participation.**

13. Any rabbit meat pen, market animal or other static project wanting to sell in the livestock/project auction, refer to those respective rules.

GRIEVANCE PROCESS

PURPOSE

The 4-H/FFA County Fair grievance process provides a vehicle by which to respond to 4-H/FFA members' concerns relating to all 4-H/FFA activities during the fair.

WHAT ISSUES MAY BE FILED IN A GRIEVANCE

A grievance committee may be convened for the following situations/reasons:

- Alleged wrongdoing.
- Rule violations from what is published in the fair book.

The fair is the responsibility of the Butler County Extension Board, FFA Advisors and the Butler County Fair Association; questions need to be addressed to the Fair Board President, Extension Director, 4-H Agent or FFA Advisors. The 4-H Agent can answer questions regarding the 4-H program such as enrollment, etc. The Extension Office Professionals have been great help putting the fair together. Please do not direct complaints, suggestions, etc. to them but rather to one of the above listed. Any grievances will be handled by the Extension Board Grievance committee consisting of Extension Executive Board representative(s), 4-H Agent, Extension Director, FFA Advisors, Fair Board President, and Division Superintendent(s).

- Any grievances must be delivered in writing, signed and dated by the person making the protest and discussed with the 4-H Agent, FFA Advisor or Extension Director.
- Grievances must be received by the 4-H Agent, FFA Advisor or Extension Director within 24 hours following the occasion for the grievance.
- Such grievances must state plainly the cause of the complaint or appeal and must be submitted to the 4-H Agent, FFA Advisor or Extension Director. Upon receipt of a qualified grievance, the Extension Agent(s), or FFA Advisors will promptly notify the grievance committee and any and all persons involved.
- The committee will act within 24 hours of receiving a written complaint. If a resolution cannot be reached, the grievance committee will take the grievance to the Butler Co. Extension Board, meeting the 1st Tuesday of each month for a final decision.
- Following any decision, the course of action will be entered into writing and delivered to the any and all persons involved.

KANSAS FFA CODE OF CONDUCT

FFA Code of Ethics: FFA members conduct themselves at all times to be a credit to their organization, chapter, school, community and family.

As an FFA member, I pledge to:

1. Develop my potential for premier leadership, personal growth and career success.
2. Make a positive difference in the lives of others.
3. Dress neatly and appropriately for the occasion.

4. Respect the rights of others and their property.
5. Be courteous, honest and fair with others.
6. Communicate in an appropriate, purposeful and positive manner.
7. Demonstrate good sportsmanship by being modest in winning and generous in defeat.
8. Make myself aware of FFA programs and activities and be an active participant.
9. Conduct and value a supervised agricultural experience program.
10. Strive to establish and enhance my skills through agricultural education in order to enter a successful career.
11. Appreciate and promote diversity in our organization.

Adopted by the delegates at the 1952 National FFA Convention. The Code of Ethics was revised by the delegates at the 1995 National FFA Convention.

KANSAS 4-H CODE OF CONDUCT

The 4-H Code of Conduct is intended to foster a safe environment that encourages optimal learning and growth. The opportunity to participate in or attend 4-H activities is a privilege and not a right. All 4-H participants –youth, families, volunteers, and Extension staff—who participate in or attend any activity or event sponsored by Kansas State Extension 4-H Youth Development Program are expected to uphold the values of the Kansas 4-H program and conduct themselves according to the following standards listed below. These standards also apply to online 4-H activity, including social media and internet presence. Whether online or in person, this Code of Conduct is to guide participants to think critically, behave safely, and participate responsibly in our shared world. The following Kansas 4-H Code of Conduct is a condition of participation in any Kansas 4-H activity or program. When I participate in 4-H programs, I agree to:

1. Be present, attentive and engaged in the 4-H activities. Practice good sportsmanship, be helpful to others, uphold ethical practices in 4-H projects and events, and never cheat or falsely represent efforts related to 4-H project activities.
2. Know and follow federal, state and local laws that apply to minors (e.g., no use of alcohol, illicit (non-prescribed) drugs, and tobacco in any form) even when I am 18 or 19 years old and still a program participant.
3. Use language and actions that do not substantially interfere with others' participation in the program. (Swearing, harassment, and bullying are not allowed.) You are personally responsible for any damage you cause as a result of your behavior, including the cost of any physical injury or property damage you cause in the course of your participation in any program or event.
4. Know and follow safety policies and procedures of Kansas State University, Kansas State Research and Extension (KSRE), and guidelines of the 4-H Youth Development Program, as applicable to this program. (Such as: not leaving the program area without permission from the program supervisor; be in assigned lodging and program areas during activities; abide by curfew hours; and, any other additional safety policies established by a specific event or program.)

5. Obey all rules and directives that apply to the 4-H activity where I am involved.
6. Use mobile electronic devices during a scheduled 4-H activity only in a manner that is consistent with the approved activity and not disruptive.
7. Apply these conduct standards to online 4-H activity, including social media and internet presence.

Special thanks to the Butler County Extension Council, FFA Advisors, the Program Development Committee and the Butler County Extension Agents for their development of the 4-H/FFA rules and guidelines for the **2024** Butler County Fair.

Butler County Extension Director/Ag/Interim 4-H Agent: Charlene Miller
Flinthills FFA Advisor: Karlea Clark
Bluestem FFA Advisors: Miranda Depenbusch, Luke Guynn

2024 Butler County Extension Council – Will Be Updated once elected

Chair –

Vice Chair –

Secretary –

Treasurer –

Members –

2024 4-H and Youth Program Development Committee

1. **Carla Varner**
2. **Renata Goossen**
3. **Jillian Foes**
4. **Burgundy Bennett**
5. **Noah McLaughlin**
6. **Ryan Parker**

SPECIAL THANKS TO EXTENSION OFFICE PROFESSIONALS
Anna McLaughlin
Darla Deaton

4-H Animal Divisions

****ALL PROJECTS REQUIRE PRE-ENTRY BY JUNE 24, 2024****

****PRE-ENTRY INFORMATION WILL BE SENT OUT****

SECTION II - ANIMAL ELIGIBILITY REQUIREMENTS

1. **Animals requiring 4-H tags must be tagged according to current county tagging guidelines. Tagging guidelines and information can be found at: <https://www.butler.k-state.edu/4-h/livestock.html>**
2. **Any registered animals must have met registration requirements outlined in their respective sections.**
3. Requirements due by **May 30th**. Forms and descriptions can be found at: <https://www.butler.k-state.edu/4-h/livestock.html>
 - Owner Certification of Market Animals
 - Animal Care /Household Nomination
 - YQCA certification dated during current program Year (Required for **all** animal exhibitors, except horses)

LIVESTOCK HEALTH REQUIREMENTS

(MAY BE UPDATED FROM KDA GUIDANCE PRIOR TO FAIR)

General Health Requirements

All livestock will be inspected by a Fair Veterinarian before they are unloaded. (Beef inspected immediately after unloading.) Any animal determined by Fair Veterinarians to have signs of an infections or contagious disease will not be permitted to exhibit, **must be loaded back on the trailer** and will be sent **home immediately. Vets decision is final.** All animals are subject to examination by the fair veterinarians **through-out fair** and shall be free of clinical signs of infectious or contagious disease **and congenital defects**. Health certificates are not required.

Any costs of special tests or posting of dead animals will be the responsibility of the owners. Any animal which dies on the fairgrounds will have a necropsy performed by the Fair Veterinarian. Superintendents reserve the right to call for an inspection of an animal or animals by the Fair Veterinarian. Any **veterinary prescribed** medication must be given under the Fair Veterinarian's supervision. **Any over the counter products that does not require a veterinarian prescription may be administered orally by the family.**

Cattle (Beef and Dairy)

- All cattle must meet the general guidelines.
- Cattle determined by veterinarians to have lesions of ringworm, warts or infested with mange will not be permitted to exhibit.

Horses

- All horses must meet the General Requirements.
- A comprehensive vaccination protocol is recommended, but not required by KDAH.
- Kansas Origin Horses – A valid VS Form 10-11 showing evidence of a negative Equine Infectious Anemia (Coggins) test conducted by a state-approved laboratory within 12 months prior to exhibition is recommended, but not required by KDAH.

Swine

- Swine originating in Kansas must meet the general requirements.

Poultry

- All poultry must meet the General Requirements.
- Kansas Origin Poultry - Kansas continues its designation as a Pullorum-Typhoid (P-T) Clean state.
- All poultry (except waterfowl) are required to show proof of being P-T clean by one of the following:
 - Originate from a certified U.S. Pullorum-Typhoid clean flock **OR**
 - **Test negative on a P-T test at County Fair check-in when the Kansas Department of Agriculture – Division of Animal Health designates our County for surveillance.**
 - **Poultry exhibitors will be notified when testing is required.**

Sheep

- All market lambs must be slick shorn (no more than ¼ inch of wool) above the hocks prior to arrival at the fair.
- All sheep will be inspected at unloading by fair veterinarians who will determine that the animals are free of clinical signs of infectious disease. Some examples of infectious disease could be lesions of ringworm, "sore mouth", club lamb fungus, etc. Sheep will not be allowed to unload until inspected.
- Sheep with infectious skin lesions will be denied entrance to the barns.
- It is required that all sheep be identified with a registered tattoo or official USDA Scrapie Premise I.D. tag. This requirement includes wethers. Lambs, under 8 weeks of age, accompanying their dams, are exempt from tagging requirements.

Goats- Dairy and Meat

- Goats shall meet the general requirements.
- All goats, including wethers, must be identified with a registered tattoo or an official USDA premises ID tag (Scrapie tag.) Goats identified with registration tattoos must have legible tattoos and must have registration papers for these animals available for inspection.
- All goats will be inspected at unloading by fair veterinarians who will determine that the animals are free of clinical signs of infectious disease. Some examples of infectious disease could be lesions of sore mouth, ringworm, warts, infection of mange, etc. Goats will not be allowed to unload until inspected.

LIVESTOCK/ANIMALS RULES AND REGULATIONS

1. **Each exhibitor is limited to 2 market and 2 breeding projects within each of the following divisions: beef, sheep, swine and meat goat/market dairy wether divisions.**
2. **Any market animal not meeting minimum weights will not be eligible to show for Grand or Reserve Grand Champion and will show in an underweight class.**
3. **All market animals must have all baby teeth in place-no adult or missing teeth (excludes swine). Teeth will be checked at the time of veterinary inspection. Any animals having lost their baby teeth or have older teeth growing back will be automatically disqualified and sent home.**

4. Livestock should have stall cards above pens or stalls. Rabbits and poultry should have entry cards attached to cages.
5. Exhibitors must be able to control their animals at all times.
 - Exhibitors who bring animals to the fair that are deemed uncontrollable and therefore constitute a safety hazard will be required to take their animal home immediately. The Butler County Grievance Committee will make the final decision.
6. Each exhibitor shall be responsible for ensuring that their animal is fed, watered, and cared for during the fair. PLEASE NOTE: Exhibitors will provide shavings, carpet or sawdust for all livestock. All livestock exhibitors must be on hand to exhibit their entries. In case exhibitor has two entries in the same class, he or she may utilize the assistance of another Butler County 4-H or FFA member exhibiting livestock at the Fair or a sibling currently enrolled in the Butler County 4-H or FFA program. It is the responsibility of each exhibitor to see that their entries are judged.
7. All animals that are not eligible to be shown or fail health inspection at check-in or deemed necessary to be sent home by a veterinarian must be removed from the fairgrounds immediately. This determination and decision will be made by the Butler County Grievance Committee and/or veterinarian on duty.
8. If an exhibitor removes their animal from the show ring prior to completion of judging of the species without the consent of the superintendent, the exhibitor may be disqualified, and premiums forfeited.
9. Animals shown in the market classes are not eligible to show in the breeding classes and vice versa.
10. **No artificial filling of an animal will be tolerated and grounds for immediate disqualification. An example would include a stomach pump or similar system.**
11. Fans must be hung or secured properly. No metal to metal conduct is allowed. No wires may be used to hang fans.
12. **Blocking stands may not be placed in alleyways. Aisles should be free of obstruction and easy to travel.**
13. All animals shown at the Butler County Fair will be subject to comprehensive drug testing. Any drug related problems involving animals shall result in the banishment of exhibitor and immediate family from all future Butler County youth animal exhibits. Failure to cooperate for testing will also result in immediate disqualification and banishment.
14. All animals (excluding rabbits) must be inspected by Fair Veterinarians immediately after or prior to unloading. Follow directions at time of unloading.

15. All livestock exhibitors (beef, sheep, swine, and meat goat) are **REQUIRED** wear a long or short sleeve collared shirt, tucked into good, clean jeans or khaki pants, and sturdy closed toe shoes. Exhibitors will not wear t-shirts; tank tops; low-cut shirts; sheer blouses; sleeveless shirts; open shoulder shirts, clothing that exposes cleavage or bare midriff while standing, kneeling, or bending over animal; shorts; or sandals/flip flops. Dairy goat contestants should wear white shirts and pants meeting the aforementioned guidelines; **a white t-shirt with Dairy Superintendent approval, may be acceptable for the Dairy division.** If wearing jeans/slacks goes against religious beliefs, a long knee-length skirt is acceptable instead of the jeans/slacks. Please consult species superintendent if further clarification is needed.
16. Order of shows for Beef, Sheep, Swine and Meat Goat will be as follows: breeding, showmanship, market.
17. **Only animals approved for exhibition, passing vet inspection, and meeting all other rules and requirements can be on the Fairgrounds.**
18. **Animal abuse will not be tolerated. The word abuse includes beating, slapping, using an electric prod or forcing a lamb or goat into a solid object in an attempt to make the animal brace more firmly. Bracing a lamb or goat by holding the front feet off the ground also constitutes abuse. During the judge's inspection or handling, all four feet of the lamb or goat are to be in contact with the ground. Exhibitors will be given 1 warning. A second occurrence will result in dismissal from the ring along with forfeiting any premium money, awards, etc. won.**
19. **Animal neglect – Exhibitors are expected to provide humane conditions for their animals during fair – i.e. fresh water provided multiple times daily and fans provided to help cool animals. Animal neglect will not be tolerated. Families having to be called twice will be required to take their animals home.**
20. All 4-H/FFA animals are to remain on the Fairgrounds until they are released. They are not allowed in the camping area, in the parking lot or over on city property.
21. **Dairy Does, Dairy Cows and Cow/Calf pairs in production may be released if approved by the Fair Veterinarian, division superintendents, 4-H Agent or FFA Advisor and Agriculture Extension Agent. This will only be considered when the health of the animal in production and/or calf/kid are compromised.**
22. **All market animals will show by weight and not breed.**
23. **All registered breeding animals will show by age and breed. Refer to the respective species for commercial/grade animals.**
24. **If you are exhibiting an animal at Fair, your animal may be used for the livestock judging contest. You will be notified if your animal is selected and what time to have your animal ready for the contest.**
25. **Parents will not be standing next to the youth at the time of judging. Superintendents reserve the right to block off an area specific for judging.**

26. Registered animals will be required to upload their registration papers into the entry system at time of pre-entry.


SHOWMANSHIP

1. PRE-ENTRY IS REQUIRED

2. All animals will have showmanship classes. Member must own and exhibit the animal shown. **You may NOT use another family member's animal.** Three showmanship classes will be provided. Junior (7-9), Intermediate (10-13) and Senior (14-18). Age is determined by January 1 of the current 4-H year.
3. Exhibitors may only exhibit the animal declared in their respective division. i.e. a bucket calf must show in bucket calf showmanship and not in the regular beef showmanship.
4. Youth are only allowed to exhibit animals in showmanship in which species they are entered and exhibiting in at Fair.

FITTING

1. Fitting is allowed in all species during their respective shows. Each exhibitor must groom his or her own animal and may use only the assistance of an immediate family member (mother, father, grandparent, legal guardian, brother or sister) or of another 4-H or FFA member exhibiting at the current Butler County Fair. Violation of this rule may disqualify an exhibitor. Decision as to disqualifications will be handled by the Grievance Committee. Paint, powder, and adhesives allowed.



DEPARTMENT – BEEF

1. **Market and Breeding Beef exhibitors are expected to be in control of the animal from the time they arrive on the grounds until the animal is loaded on a truck for the packer or taken home. No assistance may be given to any exhibitor in the show ring except by authorized ring help. After an exhibitor has lost control of their animal two times during the show– they will be excused from the ring/show (does not apply to the round robin events) and forfeit all ribbons, prize money, awards, etc.**
2. No animals will be allowed to be tied outside the piped-in area around the beef barn.
3. No blocking chutes are to be placed in the barns.
4. Generators may be used – **but must be located outside the tie-out rails**
5. **Animals are required to be in the barns by 9:00 a.m. and cannot go to tie outs before 6:00 p.m. except for watering, exercising and washing/drying/fitting/clipping, etc.**

DIVISION 101 – BUCKET CALF INTERVIEW CLASS

Check-in:

Weigh-In:

Judging:

Co-Superintendents:

1. Calves exhibited must have been born **on or** after January 1 and **on or** before May 1 of the current year. Bucket calves must be tagged by county tagging deadline with an official 4-H tag. Refer to county tagging guidelines for tagging information. Calves also must have been raised (fed) on a bucket or bottle. Only steers and heifers may be shown.
2. All male calves must be castrated and be healed before brought to the Fair. If banded, the scrotum must have fallen off.
3. Exhibitors must be 12 or younger on January 1 of the current 4-H year and cannot be showing any other beef at the fair.
4. Judging of classes 1 and 2 will be based on an interview by the judge to determine the 4-Hers knowledge of raising a calf.
5. Exhibitors may make only one entry in class 1 or 2.

Classes:

- Class 1 - 10-12-year-old 4-Hers Interview Class
- Class 2 - 7-9-year-old 4-Hers Interview Class

DIVISION 102 – BUCKET CALF SHOWMANSHIP

1. Exhibitors participating in the interview class are eligible to participate in the Showmanship Class
2. Showmanship will immediately follow the interview class and is Blow and Show only

Classes:

- Class 1 - 10-12-year-old 4-Hers Interview Class
- Class 2 - 7-9-year-old 4-Hers Interview Class

DIVISION 102X - BUCKET CALF DRESS UP EVENT

(This is a special event that DOES NOT require pre-entry. Exhibitors will need to be ready by designated show time)

CONTEST:

SUPERINTENDENT:

- 1) Bucket calf exhibitors may design a costume for their calves and themselves.
- 2) Costumes should coordinate with each other.
- 3) Bucket calves must be led and may not be ridden.
- 4) **Nothing may be wrapped around the flank of the calf. Any flank straps/strings/ribbons, etc. will be required to be removed prior to entering the ring.**
- 5) **Any calf bucking, kicking or uncontrollable by the 4-H'er will be removed from the ring.**
- 6) **For the safety of 4-Hers, it is strongly recommended that the costume be tried on prior to the Fair so that the calf is accustomed to it. Costumes with elements that create excessive noise or movement can startle animals and are not to be used.**

BUCKET CALF SPECIAL AWARDS – To Be Announced

DIVISION 103 - BREEDING BEEF

Check-in:

Weigh-In:

Judging:

Co-Superintendents:

1. Breeding heifers & Cow/Calf pairs cannot have been shown as a market heifer at a previous fair.
2. Registration or transfer papers must be in club member's name, dated on or before June 15. Heifers and cows may be co-owned and co-registered by two or more 4-H members of the same family.
3. **Commercial heifers and cows will show by age.**

4. The calves on the cow/calf pairs must have been born within 270 days of the show date at the fair and must still be at the cow's side and nursing. The calf must be halter led.
5. An overall Supreme and Reserve Supreme Heifer, along with an overall Supreme and Reserve Supreme Cow/Calf Pair will be selected.

Classes:

- Class 1 – Registered Heifers
- Class 2 – Commercial Heifers
- Class 3 – Cow/Calf Pairs

DIVISION 104 - MARKET BEEF

Check-in:

Weigh-In:

Judging:

Co-Superintendents:

1. Market Beef Must weigh a minimum of 950 pounds.
2. Market Heifers must be open (not bred).

Classes:

- Class 1 – Market Steer
- Class 2 – Market Heifer

DIVISION 105 – BEEF SHOWMANSHIP

Classes:

- Class 1 – Senior Beef Showmanship 14-18
- Class 2 – Intermediate Beef Showmanship 10 -13
- Class 3 – Junior Beef Showmanship 7-9

BEEF SPECIAL AWARDS – To Be Announced

DIVISION – BEEF CARCASS CONTEST

Sign-up: Required with pre-entries. You will be prompted to answer the *required* beef carcass contest participation question when you make your entry.

Superintendents:

1. Open to all Market Beef exhibiting at the current Butler County Fair.
2. Each 4-Her is limited to 2 entries (market beef).
3. Exhibitor's name and animal ear tag will be documented and verified at sign-up and at time of unloading at Walnut Valley Packing.
4. The 4-H tag is **required** to remain in the ear of the calf until the locker removes it at processing.
 - a. Removal of the tag will forfeit participation in the Carcass Contest
5. Exhibitor is responsible for sale of meat along with any processing fees.
6. 4-H and FFA will be responsible for transporting their beef to the locker **at the designated time and date following fair. Failure to arrive at the announced time will result in disqualification from the contest. EXCEPTION – if animals remain on the Fairgrounds per Fair schedule then beef will be transported to locker for you.**
7. All market beef will be butchered and carcasses judged at Walnut Valley Packing in El Dorado (1000 S. Main St, El Dorado).
8. Exhibitors are encouraged to view judging as part of an educational experience on how the carcass is evaluated. This compliments the YQCA components of consumers and producers along with the various cuts of meat.
9. Any market beef disqualified at or sent home from the Fair, will not be eligible for the carcass contest. However, they can still be processed at Walnut Valley Packing. **The family must contact Walnut Valley during Fair week to make arrangements for immediately following Fair.** The animal will have to pass an inspection by Walnut Valley Packing.

2024 BEEF CARCASS CONTEST AWARDS

SPONSORED BY:

**Fleming Feed & Grain
309 S. Main St.
Leon, KS 67074
(316) 742-3411**

1ST PLACE - \$500, 2ND PLACE - \$400, 3RD PLACE - \$300, 4TH PLACE - \$200, 5TH PLACE - \$100

TOP 5 WILL ALSO RECEIVE A PLAQUE IN ADDITION TO THE CASH AWARD

Department – DAIRY

Co-Superintendents:

Assistant Superintendent:

1. **Dairy will show showmanship first**

DIVISION 107 – DAIRY CATTLE

Check-in:

Judging:

1. A club member may exhibit a maximum of 4 head of dairy animals, but not more than 2 cows and 2 heifers.
2. A member must own or lease all animals you exhibit. Registration papers will be required at check-in on registered animals. Registration papers must be in the name of the 4-H Exhibitor by June 15th of the current 4-H year. All grade or leased animals must provide official "4-H Grade Dairy Cattle or Leasing Identification form" to the Extension Office by **June 13th** of the current 4-H year.
3. Animals may be co-owned and co-registered by two or more active, regular 4-H members of the same family. They may not be registered in a farm name, include names of adults, or youth enrolled in the Cloverbud program.
4. Exhibitors must be neatly and appropriately attired (preferably in white) when showing their animals in the ring.
5. Dairy cattle and dairy cattle exhibitors will not be included in Round Robin Showmanship.

Classes:

- **Class 1 - Heifer Calves 11 months and younger**
- **Class 2 - Yearling Heifers, 12 – 18 months**
- **Class 3 - Heifers or Cows, older than 18 months**

DIVISION 108 – DAIRY CATTLE SHOWMANSHIP

Classes:

- Class 1 – Senior Dairy Cattle Showmanship 14-18
- Class 2 – Intermediate Dairy Cattle Showmanship 10 -13
- Class 3 – Junior Dairy Cattle Showmanship 7-9

DAIRY CATTLE AWARDS – To Be Announced

DIVISION 109 – DAIRY DOES

Check-in:

Judging:

1. Animals must be dehorned and debudded.
2. Animals will be divided into registered and grade classes. Must be a Dairy Goat breed.
3. Showmanship classes will be judged first.
4. Classes will be provided for breeds that are recognized by the American Dairy Goat Association. These breeds are Alpine, Guernsey, LaMancha, Nigerian Dwarf, Nubian, Oberhasli, Saanen, Sable, Toggenburg and Recorded Grade (Experimentals). The Recorded Grades have brown registration paper issued by ADGA.
5. Each exhibitor is limited to a maximum of two dairy goats per class, and a total of 6 animals. Only does are allowed to show in breeding classes.
6. A Celebrity Dairy Goat Milking Contest will be held. Refer to the schedule for date and time.
7. Exhibitors are requested to be neatly and appropriately attired (preferably in white) when showing their animals in the ring.
8. Registration papers or stamped duplicate registration applications will be required for all registered animals. Animal papers must be in the name of the 4-Hers by July 1 or show ownership by July 1 for grades.
9. Animals without registration papers or legible tattoos, will show with the grades, on a bill of sale
10. Grade classes are county competition only
11. The grade does should be identified with an official USDA Scrapie Premise I.D. tag. Goats, under 8 weeks of age, accompanying their dams, are exempt from tagging requirements.

Classes:

- **Class 1 – Senior Does**
 - **1a – Senior Doe, under 2 years in milk**
 - **1b – Senior Doe, 2 years to under 3 years in milk**
 - **1c – Senior Doe, 3 years to under 4 years in milk**
 - **1d – Senior Doe, 4 years to under 5 years in milk**
 - **1e – Senior Doe, 5 years and over in milk**
- **Class 2 – Junior Does**
 - **2a – Junior Doe, born April 1 of current year and younger**
 - **2b – Junior Doe, born from March 1 to March 31 of current year**
 - **2c – Junior Doe, born January 1 to February 28 of current year**
 - **2d – Junior Doe, dry yearling**

DIVISION 110 – MARKET DAIRY WETHERS

1. Exhibitors are requested to be neatly and appropriately attired. White is preferred but not required.
2. Market Dairy Goats must weigh a minimum of 34 pounds.
3. Animals will be weighed without blankets.
4. Animals may be shown with or without horns.
5. Best Dairy Wether and Reserve Best Dairy Wether in Show will NOT show for overall Grand and Reserve Grand Market Meat Goat.
6. Goats should have **1** tattoo in their tail or ear. **Tattoo should be an exhibitor's initials or a number.**
7. **A market dairy whether ID form must be filled out and be in the County Extension Office by tagging deadline.**
8. Will compete in Showmanship in the Dairy goat division and not the meat goat division.
9. Exhibitors are limited to a total of 2 market goats (2 market dairy OR 1 market dairy and 1 market meat OR 2 market meat goats)
10. Market dairy wethers must be 100% dairy. Boer/Dairy cross will show in Market Meat class and not Dairy wether class.

Classes:

- Class 1 – Miniature Market Dairy Wether
 - Nigerian Dwarf
- Class 2 – Standard Market Dairy Wether
 - Alpine
 - Lamancha
 - Nubian
 - Oberhasli
 - Saanen
 - Sable
 - Toggenburg
 - Recorded Grade/Experimentals
 - Guernseys

DIVISION 111 – DAIRY GOAT SHOWMANSHIP

Classes:

- Class 1 – Senior Dairy Goat Showmanship 14-18
- Class 2 – Intermediate Dairy Goat Showmanship 10 -13
- Class 3 – Junior Dairy Goat Showmanship 7-9

DAIRY GOAT SPECIAL AWARDS – To be announced

Department – HORSE

DIVISION 112 – HORSES

Check-in:

Judging:

Location:

Superintendent:

Assistant Superintendent:

1. To be eligible to exhibit you must have turned in a horse ID form on or before **May 30th** to the Butler County Extension Office.
2. A 4-H Horse Identification Form must be presented for each horse exhibited and/or riders in this division. This identification will be checked before the Horse Show.
3. All animals must be broke to lead.
4. Stallions may not be shown in any class.
5. No member may make more than two entries in any one halter class and not more than one entry in any performance class (including showmanship). Each exhibitor will be limited to four animals in this division.
6. The superintendent has the privilege to divide and consolidate classes depending on number of entries in any one class.
7. Those entering in the walk/trot classes may enter ONLY walk/trot classes and may NOT enter in any other performance or speed event class.
8. The Horse Show shall be governed by the rules set forth in the 4-H Horse Show Rulebook, January 2023.
9. The use of protective headgear in place of a hat, is the optional choice of the exhibitors in any and all Western Classes, including judged, timed and futurity classes.
10. No weanlings can be shown.
11. Only exhibitors are allowed to ride/train his/her horse at the show.
12. Exhibitor's age is determined by how old they are as of January 1 of the current year.
13. High point and Reserve High Point awards will be given in each age division. The walk trot division will also have a high point and reserve. Qualifications based on one horse and one rider.
- 14. No other youth or adults are to be riding any horse before, during or after the show at the arena.**
- 15. Only horses entered in the horse show may be brought to the show. No other horses/ponies allowed.**

Halter classes:

Stock type: Includes but not limited to Quarter Horse, Buckskin, Palomino, Paint, Appaloosa, Mustang (mares and geldings except as noted)

- Class 1 – Stock type Mares (any age)
- Class 2 – Stock type Geldings (any age)

Non-Stock type: Includes but not limited to Arabian, Morgan, Thoroughbred, American Saddlebred (mares and geldings) and Ponies [all breeds, 56" and under (mares and geldings)]

- Class 3 – Halter Non-Stock Type Mares (any age)
- Class 4 – Halter Non-Stock Type Geldings (any age)

Showmanship:

- Class 5 – Showmanship, 14-18
- Class 6 – Showmanship, 10-13
- Class 7 – Showmanship, 7-9

Western Horsemanship:

- Class 8 – Western Horsemanship, 14-18
- Class 9 – Western Horsemanship, 10-13
- Class 10 – Western Horsemanship, 7-9
- Class 11 – Western Horsemanship, walk/trot, member of all ages

Western Pleasure: (Exhibitor may NOT show in more than one Western Pleasure class with the same horse.)

- Class 12 – Western Pleasure, 14-18
- Class 13 – Western Pleasure, 10-13
- Class 14 – Western Pleasure, 7-9
- Class 15 – Non-Stock type and Pony Western Pleasure, member all ages
- Class 16 – Walk-trot Western Pleasure, member all ages

Working Ranch Horse

- Class 17 – Working Ranch Horse, member all ages

English Pleasure

- Class 18 – English Pleasure, member all ages
- Class 19 – English Pleasure Walk/trot, member all ages

English Equitation

- Class 20 – English Equitation, member all ages
- Class 21 – English Equitation Walk/Trot, member all ages

Trail:

- Class 22 – Trail, 14-18
- Class 23 – Trail, 10-13
- Class 24 – Trail, 7-9
- Class 25 – Walk/Trot Trail, member all ages
- **Class 26 – Ranch Horse Trail, member all ages**

Reining:

- Class 27 – Reining, 14-18
- Class 28 – Reining, 10-13
- Class 29 – Reining, 7-9

Timed Events:

- Class 30 – Poles, 14-18
- Class 31 – Poles, 10-13
- Class 32 – Poles 7-9
- Class 33 – Barrels, 14-18
- Class 34 – Barrels, 10-13
- Class 35 – Barrels, 7-9
- Class 36 – Flags, 14-18
- Class 37 – Flags, 10-13
- Class 38 – Flags, 7-9

HORSE SPECIAL AWARDS – To be announced

Department – MEAT GOATS

Check-in:

Weigh-In:

Judging:

Superintendent:

Assistant Superintendent:

1. Should be meat-type goat.

DIVISION 113 – BREEDING MEAT GOAT DOES

1. Commercial does will be shown by weight.
2. **Does must be dry.**

Classes:

- **Class 1 – Registered Does**
- **Class 2 – Commercial Does**

DIVISION 114 - MARKET MEAT GOAT

1. Entries in the market meat goat class must be either wethers or does (no bucks allowed) and will be shown shorn (no more than 3/8-inch hair).
2. Market Meat Goats must weigh a minimum of 50 pounds.
3. This division will be weighed at the fair without blankets. The classes may be divided by weight to make two or more uniform classes.
4. May be shown with or without horns.
5. Boer/Dairy cross will show in Market Meat class. If you are showing a 100% Dairy wether, refer to the Dairy division.
6. Exhibitors are limited to a total of 2 market goats (2 market dairy OR 1 market dairy and 1 market meat OR 2 market meat goats)

Classes:

- Class 1 – Market Meat Goat

DIVISION 115 – MEAT GOAT SHOWMANSHIP

Classes:

- Class 1 – Senior Meat Goat Showmanship 14-18
- Class 2 – Intermediate Meat Goat Showmanship 10 -13
- Class 3 – Junior Meat Goat Showmanship 7-9

MEAT GOAT SPECIAL AWARDS – To Be Announced

Department – PIGEONS

DIVISION 116 – PIGEONS

Check in:

Judging:

Superintendent:

Assistant Superintendent:

1. Enrollment in this project in 4-H Online is: Poultry

2. All entries must be single birds.
3. No pullorum test is required on pigeons.
4. Members may not enter more than two birds per class regardless of breed. Each exhibitor is limited to eight birds. Youth exhibitor must be present when exhibits are judged.
5. All pigeons must be shown with numbered band. Young birds must be shown with seamless bands or else be judged in the old class. Young birds are those born in the calendar year of the show.
6. Judging will be by comparison only using the latest standards of the National Pigeon Association.
7. Class will be offered for the following breed types: utility, fancy and flying/performing.

Classes:

- Class 1 – Old Cock
- Class 2 – Old Hen
- Class 3 – Young Cock
- Class 4 – Young Hen

PIGEONS SPECIAL AWARD – To Be Announced

Department – POULTRY

DIVISION 117 – POULTRY

Check in:

Judging:

Superintendent: Burgundy Bennett

Assistant Superintendent:

1. Members may not make more than one entry per class in pens of three, two entries per class in single pen breed classes, and not more than one turkey. A total of thirteen entries per member is allowed.
2. Judging of all classes, except Market Poultry, will be done on basis of exhibition and production qualities. Members exhibiting well-developed birds of production quality will be credited for it even if they vary slightly from standard perfection. Disqualifications will bar competition.
3. Market Poultry will be judged on meat qualities only. It is required that Poultry be banded to insure proper identification.
4. Each member should bring watering cups and feed - no flimsy cups. Coops will be supplied at the show, and club member will place exhibit in pen assigned.
5. All Poultry will be judged on a pen basis.
6. Exhibitor must be present when Poultry is judged.
7. In Poultry, a young bird is a bird born in the current year.
8. Class changes may be made between young and old fowl or production and dual purpose as long as the pre-entry was made. **Class changes WILL NOT BE MADE between bantam and standards.** NO ENTRIES will be added at the fair.

Classes:

- Class 1 - Standard Breeds, Large Fowl–One young bird of either sex
- Class 2 - Standard Breeds, Large Fowl–One old bird of either sex
- Class 3 - Standard Breeds, Bantams–One young bird of either sex
- Class 4 - Standard Breeds, Bantams–One old bird of either sex
- **Class 5 - Production Pullets–Pen, 3 standard-bred, crossbred, or strain cross pullets to be judged on egg production qualities only**
- **Class 6 - Production Hens–Pen, 3 standard-bred, crossbred, or strain cross, hens to be judged on egg production qualities only**
- Class 7 - Dual purpose pullets–Pen of 3 (Ex: Rhode Island Red, New Hampshire, Plymouth Rock, etc.)
- Class 8 - Dual purpose hens–Pen of 3 (Ex: Rhode Island Red, New Hampshire, Plymouth Rock, etc.)
- Class 9 - Meat-Type Chickens–Pen of 3, standard-bred, crossbred, or strain cross birds of the same sex to be judged on meat production qualities only. Cornish cross/broilers 5 to 8 weeks of age. (County Competition Only)
- Class 10 - Turkeys, all breeds–1 bird of either sex
- Class 11 - Ducks, all breeds–1 bird of either sex

- Class 12 - Ducks, Call or Bantam, all breeds–1 bird of either sex
- Class 13 - Geese, all breeds–1 bird of either sex
- Class 14 - Pen of other fowl–2 birds (County Competition Only)

DIVISION 117A – POULTRY SHOWMANSHIP

- **Class 1 – Senior Showmanship 14 -18**
- **Class 2 – Intermediate Showmanship 10 -13**
- **Class 3 – Junior Showmanship 7 - 9**

POULTRY SPECIAL AWARDS – To Be Announced

Department – RABBITS

Check in:

Judging:

Superintendent:

Assistant Superintendent:

1. Exhibitor MUST be present when rabbits are judged. Only another Butler County 4-H/**FFA** member may assist in getting a rabbit to and from the judging table.
2. Each exhibitor is limited to a maximum of 18 rabbits.
3. Each member will furnish his own feed and watering cup. A coop space will be provided.
4. Each rabbit entered in any class is required to have a legible permanent tattoo in left ear, if not, entry will be eliminated. Tattoo must be healed by time of fair.
5. Substitutions allowed in same class and breed.
6. Any rabbit shown at the Fair must be owned and in the possession of the 4-H or FFA exhibitor before July 1 of the current year.
7. The Superintendent will have the authority to require that some rabbits be shown on a carrier show basis. This will only be asked of 4-H or FFA members with a large number of entries if coop space is not available.
8. There must be 5 rabbits shown in a breed to receive Special Awards.
9. All rabbits will be divided into age classes and judged according to their breed standard as listed in the ARBA "Standard of Perfection". Only breeds recognized by ARBA may be shown.

Age Classes:

Pre-junior:* (under 3 months): classes only available in the following breeds: Beveren, Blanc de Hotot, Californian, Champagne D'Argent, Checkered Giant, American Chinchilla, Giant Chinchilla, Cinnamon, Creme D'Argent, New Zealand, and Palomino

Juniors: (under 6 months)

Intermediate:** (6-8 months) classes only available in the following breeds: American, Giant Angora, Beveren, Blanc de Hotot, Californian, Champagne D'Argent, Checkered Giant, American Chinchilla, Giant Chinchilla, Cinnamon Crème D'Argent, Flemish Giant, English Lop, French Lop, New Zealand, Palomino, Satin and Silver Fox

Intermediate: classes, eight months of age or over for breeds having Intermediate classes

Senior: (six months of age or over for breeds other than those listed) as having Intermediate classes

DIVISION 118 – RABBITS

BREEDING CLASSES - Only ARBA breeds may be exhibited.

- Class 1 - Pre-Junior Doe*
- Class 2 - Junior Doe
- Class 3 - Intermediate Doe**
- Class 4 - Senior Doe
- Class 5 - Pre-Junior Buck*
- Class 6 - Junior Buck
- Class 7 - Intermediate Buck**
- Class 8 - Senior Buck

FUR CLASSES

Exhibitor may pick one rabbit from those exhibited, or one from a meat pen, to enter in the fur class. (Only one entry in fur class.) If number and kinds of fur permit, class will be broken down into white and colored fur. This decision is up to the Superintendent and will follow ARBA rules.

- Class 9 - Normal fur, White
- Class 10 - Normal fur, Colored
- Class 11 - Rex fur, White
- Class 12 - Rex fur, Colored
- Class 13 - Satin fur, White
- Class 14 - Satin fur, Colored
- Class 15 - Wool, White
- Class 16 - Wool, Colored

MEAT CLASS

- Class 17 - Meat Class Exhibit will consist of a pen of three (3) rabbits, maximum weight - 5 1/2 pounds; minimum - 3 pounds; maximum age of 70 days each. Rabbits will be shown by breeds if numbers are sufficient to merit a class.

WEIGH-IN

1. All meat class rabbits will be weighed at the time of judging. All rabbits in the pen must be within the weight restrictions for that pen to be eligible to show for Champion. Each member is limited to exhibit one meat pen.

DIVISION 119 – RABBIT SHOWMANSHIP

Classes:

- Class 1 – Senior Rabbit Showmanship 14-18
- Class 2 – Intermediate Rabbit Showmanship 10 -13
- Class 3 – Junior Rabbit Showmanship 7-9

RABBITS SPECIAL AWARDS – To Be Announced

Department – SHEEP

Check-in:

Weigh-In:

Judging:

Co-Superintendents:

Assistant Superintendents:

1. All **market** lambs and **Commercial Breeding Ewes** will be weighed at fair without blankets.

DIVISION 120 – BREEDING EWES

1. Registration or transfer papers for animals in the registered breeding classes must be in the name of the exhibitor by June 15. Breeding sheep may be co-owned and co-registered by two or more 4-Hers of the same family. All breeding sheep must have an individual identification in an ear. A flock tag, registration tag, or tattoo will be accepted.
2. **Commercial Ewes will be shown by weight.**

Classes:

- **Class 1 - Registered Ewes**
- **Class 2 - Commercial Ewes**

DIVISION 121 – MARKET LAMBS

1. Market Sheep must weigh a minimum of 90 pounds with no maximum limit.
2. Entries in the Market Lamb classes must be either wethers or ewes (no rams allowed) and are to be shown in slick shorn (less than 1/4-inch growth) above the hocks.
3. **No belly wool allowed.**

Classes:

- Class 1 - Market Lamb

DIVISION 122 – SHEEP SHOWMANSHIP

Classes:

- Class 1 – Senior Sheep Showmanship 14-18
- Class 2 – Intermediate Sheep Showmanship 10 -13
- Class 3 – Junior Sheep Showmanship 7-9

SHEEP SPECIAL AWARDS – To Be Announced

Department – SWINE

Check-in:

Weigh-in:

Judging:

Co-Superintendents:

Assistant Superintendent:

1. Tack is to be unloaded in separate area, not in unloading area during check-in.
2. Feeding of animals in wash pens will not be allowed.

DIVISION 123 – BREEDING GILTS

1. Gilts must be born **on or** after December 1 of the current 4-H year.
2. **All commercial gilts will show by weight**
3. Pedigreed gilts must have papers in 4-Her's name by June 15.

Classes:

- Class 1 – Breeding Gilt

DIVISION 124 - MARKET SWINE

1. Market Swine must weigh a minimum of **230** pounds.
2. Gilts and barrows may be shown in the Market Hog class. Barrows must be physically castrated to show.
3. **Market Swine will show by weight only.**

Classes:

- Class 1 – Market Swine

DIVISION 125 – SWINE SHOWMANSHIP

Classes:

- Class 1 – Senior Swine Showmanship 14-18
- Class 2 – Intermediate Swine Showmanship 10 -13
- Class 3 – Junior Swine Showmanship 7-9

SWINE AWARDS – To Be Announced

Department - Herdsmanship

Superintendents:

Division to be included: Beef, Dairy Cattle, Bucket Calves, Meat Goats, Dairy Goats, Sheep, Swine

Purpose: To create a positive, safe and clean environment to display project livestock to the community when they come to view the exhibits. Judging will take place daily.

The following guidelines will be used in scoring the Herdsmanship Awards:

1. Pen/Stalls – 10 points

- a. Pens/Stalls kept clean, neat and dry. The pens/stalls should be kept clean and the manure disposed of in a designated area. It is recommended that feed pans be removed from pens except at feeding time. Consider securing water buckets/equipment where they do not spill and make a mess. This will help keep pens cleaner and dry.
- b. Equipment/Feed/Tack area should be kept neat and clean.

2. Animal Displays – 10 points


- a. Animals kept clean while at the fair on display.
- b. Animals tied/stalled for best effect and in their stalls/pens in the barn.
- c. Animals adequately bedded.

3. Aisles and Displays – 10 points

- a. Aisles kept free and clean for spectators use. The aisles should be raked to keep them clean and sprinkled, not soaked/standing water, to keep the dust settled.
- b. The exhibit cards should be neatly displayed and filled out with the member's name and club. After the animals are weighed, the weight and ear tag number should be added to the exhibit card.
- c. Other decorative means such as display signs, curtains, etc. can be used. Remember – excess signs and displays may block the air flow.
- d. No business advertising is permitted.

Awards – Awards will be announced prior to the Livestock Sale. A club/chapter representative will be able to pick up any prizes/awards received.

Award sponsors TBA



Department - ROUND ROBIN SHOWMANSHIP CONTEST

(This is a qualifying division. No Pre-Entry allowed)

Contest:

Co-Superintendents:

Assistant Superintendents: All Livestock Superintendents

Coordinating Agent/FFA Advisors: Charlene Miller & FFA Advisors

- 1) The Champion and Reserve Champion Showman from the Senior and Intermediate Divisions in Beef Cattle, Sheep, Meat Goats, Dairy Goats and Swine are eligible to compete for Grand and Reserve Grand Champion Livestock Showman.
- 2) Livestock judges will pick a top 5 in both the Intermediate and Senior showmanship divisions of the respective species.
 - a) **If an exhibitor places in Showmanship in multiple species, they will enter the round robin competition based off the following order: Livestock Sale Order. This order will rotate yearly.** Qualifying exhibitors will receive additional information.
 - b) **In classes which an exhibitor places first in multiple species, then the third place in that respective division is eligible for a round robin drawing to fill open positions until filled by all third-place finishers. If open positions still occur then the 4th place finishers will go into a drawing to fill the open slots followed by 5th places finishers.**
- 3) Animals will be used from the top 5 winners of each age group in showmanship for each species. (as long as there are enough animals). If animals are deemed to create a potential safety concern, they may be replaced in round robin at the discretion of the superintendents.
- 4) For species with limited exhibitors: Should a contestant elect not to participate in the Round Robin, it will be their responsibility to permit the use of their animal for the purpose of the Round Robin contest. In the event that there is not a contestant from each specie, every effort will be made by species' superintendents to locate animals for use by the exhibitors in the Round Robin.
- 5) Participants will be placed in a random drawing for the animal they will show in each species except the species he/she qualified with and chose to show in Round Robin.
- 6) Animals are to be clean but not fitted. This is strictly a showmanship contest.
- 7) Previous winners of the Grand Champion Showman award at the fair are eligible to compete.
- 8) Dress attire will be jeans, collared shirt and boots or close-toed shoes. Belts are optional.
- 9) In the event of a tie, the judges will break the tie at their discretion.

Age Divisions:

- Intermediate: 10-13
- Senior: 14-18

ROUND ROBIN AWARDS – To Be Announced

4-H Static Divisions

****ALL PROJECTS REQUIRE PRE-ENTRY FOR 2024 BY JUNE 24, 2024****

****PRE-ENTRY INFORMATION WILL BE SENT OUT****

- All 4-H/FFA Static projects are to remain on the Fairgrounds until they are released. Failure to do so will result in that project's entry disqualification and forgo the ability to enter in the Kansas State Fair.
- Static entries found to have not followed rules outlined in their section will result in one ribbon placing lowering. Once judging has concluded, the judge's decision is final.



Department – CLOTHING

DIVISION 201 – SEWING & TEXTILE DESIGN (FORMALLY KNOWN AS CLOTHING CONSTRUCTION)

Check-in:

Judging:

Location:

Superintendent:

1. All **Sewing & Textile Design** Exhibits will be judged at Fashion Revue. Watch carefully for this date. 4-H and FFA Members, leaders and parents are responsible for getting items there to be judged.
2. Members who wish to participate in Fashion Revue – **Sewing & Textile Design** Revue must pre-enter in Fashion Revue and follow that department's listed rules.
3. All work exhibited must be displayed at the current Butler County Fair and checked in at the respective time.
4. Club members may make no more than 5 entries in their age class plus 1 educational notebook.
5. Exhibits may consist of an article, garment or outfit constructed or an educational exhibit prepared by the 4-H or FFA Member.
6. Garments may be worn before exhibited but, if so, must be carefully laundered or cleaned before being exhibited.
7. Labels: Must be typewritten or printed on 3" x 2½ " piece of cloth attached on the inside of garment, back of neck, center back of waistband, or left end of apron band. Label must contain: Name, Class, and Club.
8. The exhibitor may attach any information which would be helpful for the judge to know. Members can also bring a photo of themselves in the outfit for display at the fair.
9. Items may be entered in the State Fair (4-H Division Only) if garment receives a purple ribbon. (If classes are available at State Fair and 4-H age requirement is met.)
10. Educational Exhibits will be judged with other **Sewing & Textile Design** entries at Fashion Revue and must be checked-in and displayed with the other Clothing at the fair.
11. If you are participating in Fashion Revue **Sewing & Textile Design**, refer to the rules found in Fashion Revue.

Definitions:

Article—An item constructed in a clothing project, such as a backpack, laundry bag, garment bag, PJ's holder, tent, sleeping bag, cape, hat, scarf, or things suggested in the Clothing and Textiles Curriculum—could be hand or machine sewn and could include applique or machine embroidering on items they have made.

Garment—A garment can be a skirt, vest, blouse, shirt, pair of slacks, dress, coat, jumper, jump suit, etc.

Classes:

- Class 1 - Junior Ages 7-9
- Class 2 - Intermediate-Ages 10-13
- Class 3 - Senior-Ages 14 and Over
- Class 4 - Educational Exhibit- Share with others what you learned in this project. If a poster, it must not be larger than 22" high by 28" wide. May be a notebook or other display. Take care to select durable materials that will withstand Fair Conditions. Total display space must be no more than 12" high by 12" deep and 18" long. No card table displays are allowed. Name and club must be clearly marked on educational exhibit.

SEWING & TEXTILE DESIGN SPECIAL AWARDS

FASHION REVUE EVENT

Sewing & Textile Design Fashion Revue:

Shopping in Style Fashion Revue:

Public Fashion Revue:

Location for Public Revue: TBD

Check-in at Fair for display:

Co-Superintendents:

Assistant Superintendents:

1. **A script-information form will be sent out following pre-entry and must be returned by the date provided on it.**
2. Individual judging times will be scheduled closer to the date of event.
3. Those participating in the judging of the fashion revue must participate in the public revue.
4. The following garments modeled in Fashion Revue judging are also required to be exhibited at the Fair and checked in at their respective times: all **Sewing & Textile Design** garments, one (1) **Shopping in Style** outfit per 4-H'er, all Grand and Reserve Grand Champion outfits.

DIVISION 202 – SHOPPING IN STYLE FASHION REVUE

(FORMERLY KNOWN AS BUYMANSHIP)

1. Contestants may enter no more than two entries per age class.
2. Garments must be purchased for the 4-H project or made by another individual for the 4-Her if the fabric and pattern were chosen by the 4-Her. Everything which is commonly considered an outer garment must be purchased by the 4-Her or constructed by another person (vest, jacket, dress, skirt, pants, coat, etc.). A sweater, blouse, or shirt can be purchased or made.
3. Contestants must bring the following to judging or they will be lowered 1 ribbon placing:
 - a) a completed Fashion Revue Evaluation Scorecard to the judging.
 - b) Cost Per Ware Form
 - c) These forms can be found at: <https://www.butler.k-state.edu/4hfair/Fair%20Forms.html>
4. Cloverbuds may model 1 outfit and will participate in the Public Fashion Revue. They will have a short interview with a judge about their choice of attire.

Classes:

- Class 1 – Cloverbud (either gender – participation only)
- Class 2 – Female Junior (County Competition Only)
- Class 3 – Female Intermediate (County Competition Only)

- Class 4 - Female Senior
- Class 5 – Male Junior (County Competition Only)
- Class 6 – Male Intermediate (County Competition Only)
- Class 7 – Male Senior

DIVISION 203 – SEWING & TEXTILE DESIGN REVUE

1. Majority of the outfit must be constructed and modeled by the 4-er who made the garment/outfit. Everything which is commonly considered an outer garment must be constructed (vest, jacket, dress, skirt, pants, coats, etc.) A sweater, blouse or shirt that is not worn as an outer garment can be purchased or made.
2. **Contestants may model up to 2 outfits.**
3. Participant may model only what can be worn.
4. Garments cannot be carried.
5. Contestants should use good sense in choosing items that are appropriate to be modeled publicly.
6. Garments modeled in this class must also be entered in the appropriate class **Sewing & Textile Design** or Fiber Arts.

Classes:

- Class 1 - Junior 7-9 - Outfit from **Sewing & Textile Design** phase
- Class 2 – Intermediate 10-13 - Outfit from **Sewing & Textile Design** phase
- Class 3 – Senior 14-18 - Outfit from **Sewing & Textile Design** phase
- Class 4 - Junior 7-9 - Outfit featuring article from knitting or crochet project
- Class 5 - Intermediate 10 – 13- Outfit featuring article from knitting or crochet project
- Class 6 - Senior 14 - 18 - Outfit featuring article from knitting or crochet project (County Competition Only)

DIVISION 204 – FASHION REVUE/VERSATILITY CLASSES

- **Class 1 - Recycled Garment Fashion Revue (all ages)**
 1. Limited to one recycled garment per youth.
 2. Materials used in the construction of garments MUST be recyclable.
 - a. Designers may use materials for construction (Ex. glue, tape, dyes, marker, staples, thread, zippers, elastic, wire, string, Velcro, buckram, grommets, laces, starch, paint)
 3. Recycled fabric may only be used as a lining that doesn't show. The usage of new material should not overpower your total garment.
 4. Garments must be constructed well enough to fit the model and hold together for the stage show. (Models are strongly encouraged to wear comfortable clothes underneath recycled garment).
 5. Originality and creativity are encouraged.

6. Recycled fashions must be made of at least 75% recycled or reused materials that otherwise would be thrown away or recycled.
7. Please make sure that materials used in fashion pieces are safe to yourself and the public.
8. Garment Creation/Material Suggestions:
 - a. Consider how items can be cut, folded, molded, knotted, shredded, stitched, woven or reconstructed to make an outfit or specific sections within the design.
 - b. Scraps of textiles or tiles
 - c. Recyclables: paper, plastics, aluminum, steel, cardboard, magazines, books or phone books
 - d. Beverage bottle caps or six-pack rings
 - e. Burlap or plastic bags
 - f. Old toys or games pieces
 - g. Packaging materials
 - h. Found outdoor objects – pine cones, sticks, rocks, flowers, etc.
 - i. Food containers (cleaned out/sanitized)
 - j. Anything found from the garbage or recycling bin (cleaned/sanitized)

- **Class 2 - Senior Wardrobe Challenge**

1. Open to Senior Division age only.
2. County Level competition only
3. Each participant will select 3 basic pieces- one from each of the following:
 - a. Slacks, pants or skirt
 - b. Dress shirt/blouse
 - c. Jacket
4. The goal is to create a binder to showcase the ability to use the 3 basic pieces to create 5 different outfits using a combination of the 3 pieces.
 - a. Example- The jacket can be paired with the skirt and blouse and then paired with jeans and a t-shirt.
 - b. Accessories can be paired to enhance the outfit.
 - c. Youth will also include a description of the outfit and where it would be worn.
 - d. Youth will model one outfit of the 5 different outfits and have an in-person interview with the judge.
5. Each outfit will need to be photographed with the participant wearing it and displayed in the binder for judging
6. The fair display is required to include the notebook and 3 basic wardrobe pieces

FASHION REVUE SPECIAL AWARDS – To Be Announced

Department – CLUB/CHAPTER BANNERS

DIVISION 205 – CLUB/CHAPTER BANNERS

****COUNTY COMPETITION ONLY****

Check in:

Judging:

Superintendent:

1. Each club may exhibit a banner in each of the classes.
2. For the Club/Chapter Banner- each banner should illustrate any phase or project of 4-H club/chapter work. It does not need to follow the current year's fair theme. No explanation is needed.
3. For the Conservation Banner - Banner must use the theme “**May the Forest be with You**” which must appear on banner. Clubs should attach an explanation of the theme as it relates to a club project.
4. Clubs/Chapters should avoid using copyrighted materials whenever possible by originating their work. Copyrighted and/or trademarked materials used for endorsement or promotion instead of educational purposes will be disqualified and will not be displayed or receive ribbons or premium.
5. Dimensions are to be no less than 12 square feet and no more than 16 square feet, with no side less than 3 feet.
6. Banners must be hung on a rod strong enough to support the banner. On each end of the banner rod there should be a chain six inches long. One end of the chain should be fastened to the end of the rod. The other end should be connected to an "S" hook which will permit the banner to be hung. Zip ties will not be accepted as a form to hang the banners.
7. Banners should be made of materials that permit the banner to be folded or rolled without damaging the display. 3-D objects that are attached to the front of the banner cannot exceed 3 inches.
8. Club name and 4-H year must be present in 2" letters on the banner or on a label attached to bottom of the banner.
9. Interview judging will be offered. Club/Chapter representatives should meet at the designated judging to participate.
10. Banner must be current year's work. Clubs/Chapters cannot reuse banners from a previous year.

Classes:

- Class 1 - 4-H Club or FFA Chapter Banner
- Class 2 - Conservation Banner

“2024 Theme – May the Forest Be With You”

Sponsored By: Butler County Conservation District

Trees and forests are critical to providing clean air and water, healthy soil and wildlife habitat. Forests provide us with fuel and jobs. Forests are used for recreational activities such as camping, hiking, picnics and just sitting in the shade. Forests can also be places of beauty and reflection. Thousands of products we use every day come from forests including oxygen, chewing gum, medications, paper and wood.

Today, many forests across America are threatened due to the fragmentation of land through development, clear cutting, and the devastation that can be caused by invasive plant, insect, and animal species.

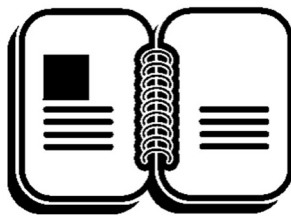
Forest stewardship encourages people to manage their trees, forests and related resources and to keep these lands in a productive and healthy condition for present and future generations.

4-H Clubs and FFA organizations participating in the Conservation Banner must:

1. Follow the requirements set forth for banners in the Butler County 4-H Fair Book.
2. The theme, (May the Forest be with You) must be displayed on the Conservation Banner.

Butler County Conservation District will award \$100 for Grand Champion, \$80 for Reserve Grand Champion and \$60 for Blue.

For more information or questions about the theme, contact Butler County Conservation District at 316-320-3549



Department – EDUCATIONAL EXHIBITS

Check in:

Judging:

Superintendent:

DIVISION 206 – EDUCATIONAL EXHIBITS

1. A 4-H or FFA member may exhibit a notebook, poster or display for any project they are enrolled in. Each exhibitor may enter one exhibit per project area. No 3-D items allowed. Check with other divisions. Check with other divisions - if a division has an educational exhibit class (for example: Foods, Clothing, Crochet/Knitting, Entomology or Horticulture) - enter within that division.
2. Notebook exhibits should be in a loose-leaf binder, and labeled with Name, Club and Project Area in the lower right corner of the front cover.
3. Poster exhibits must not be larger than 22 x 28 inches. Posters must be labeled with Name, Club and Project Area on the lower right-hand corner.
4. All standing tabletop displays may use a 2' x 3' (2x3 is 24 inches by 36 inches) or 3' x 4' (3x4 is 36 inches by 48 inches) tabletop display and must be labeled with Name, Club and Project Area in lower edge on right side.
5. Exhibits will be judged on general appearance, information, and organization.
6. 4-H and FFA exhibitors should avoid using copyrighted materials whenever possible by originating his/her work. Copyrighted and/or trademarked materials utilized in displays, posters or other activities for endorsement or promotion instead of educational purposes will be disqualified and will not be displayed or receive ribbons or premium.
7. For Shooting Sports only, exhibit boxes may be no larger than 36 inches wide x 24 inches long x 3 ½ inches deep. No card table exhibits allowed. See Rule #4 for poster size.
8. Exhibits may contain no "live" ammunition, propellant or explosive powders. Exhibits may contain no working firearms. Broad heads, if displayed, must have the razor edges blunted. Exhibitors must have successfully completed one of the shooting sports project basic disciplines as certified by the Shooting Sports County Project Coordinator.

Classes:

- Class 1 - Educational Notebook
- Class 2 - Educational Poster
- Class 3 - Tabletop Display
- Class 4 - Shooting Sports Educational Display or Promotion Poster

EDUCATIONAL NOTEBOOKS, POSTERS, DISPLAYS SPECIAL AWARDS – To Be Announced

Department – ENTOMOLOGY

Check in:

Judging:

Superintendent:

1. A 4-H member may choose to exhibit in the Entomology Collection, Entomology Notebook and/or Educational Display classes in the Beginning, Intermediate or Advanced phase in which they are enrolled.
2. Resources for exhibiting can be found on the State of Kansas 4-H Website-Entomology project page: <https://www.kansas4-h.org/projects/agriculture-and-natural-resources/entomology/index.html>
3. Identification should follow the taxonomy included in www.bugguide.net or the "Insects in Kansas; 2016 Revised Taxonomy" book (See rule #3 above).
4. Each exhibitor is required to identify each box by placing identification labels bearing exhibitor's name, county or district, the class and the statement of taxonomy used:
 - a. "Insects in Kansas"
 - b. "Insects in Kansas Book" 2016 Revised Taxonomy" which follows www.bugguide.net.

DIVISION 207 - COLLECTION CLASSES

General Guidelines

1. All entries should be submitted in an 18 x 24 x 3.5-inch wooden display box with a clear plastic top. Boxes can be handmade or purchased if they are of the correct size and do not have a glass top.
2. One label goes in the upper left corner of the box (inside) and the other on the lower right corner of the box (outside). Arrange specimens in the box so it can be displayed lengthwise.
3. The number of orders, specimens (and families where required) must be included on the exhibitor's box identification label.
4. Refer to Rule #5 in General rules above for Taxonomy information.
5. Arrangement of specimens: the preferred method is to arrange the insects in groups or rows parallel to the short sides of the box. Specimens are to be arranged by order in the box, then family where required.
6. Two labels should be centered on the pin beneath each specimen. First (closest to the specimen) is the common name label and the second label should include date/locality. Full county name and state abbreviation should be on the second label. Collector's name (or host) on the date/locality label is optional. The specimens should be collected by the exhibitor and should focus on Kansas and neighboring states.
7. Please refer to "Entomology Collection Exhibit Resource" for full details on out-of-state insects in collections.
8. Specimens of soft bodied insects such as aphids, lice, termites, etc. should be exhibited in alcohol filled vials; however, the use of alcohol filled vials should be limited to only

those specimens that lose their shape when pinned, since the vials pose a significant hazard to the rest of the collection if they become loose in transit.

9. Purchased insects are not to be exhibited in collections, but they may be used in educational displays.

Classes:

- Class 1 – Introductory Division (County Competition Only)
Open to first- and second-year entomology participants. Display in one standard box a minimum of 15 species. Follow general guidelines listed for collections.
- Class 2 – Beginning I Collection
Display in one standard box a minimum of 50 and maximum of 125 species representing at least 7 orders. Follow the general guidelines listed for Collections. Members can exhibit in this class a maximum of 3 years, or until they receive a purple ribbon at the Kansas State Fair, whichever comes first.
- Class 3 – Beginning II Collection
Display in one standard box a minimum of 75 and maximum of 150 species representing at least 9 orders. Follow the general guidelines listed for Collections. Members can exhibit in this class a maximum of 3 years, or until they receive a purple ribbon at the Kansas State Fair, whichever comes first.
- Class 4 – Intermediate Collection
Display a minimum of 100 and a maximum of 300 species representing at least 10 orders. Two standard boxes can be used. Follow the general guidelines listed for Collections. In addition, family identification is required for all insects in any two of the following six orders: orders of Orthoptera, Hemiptera, Odonata, Coleoptera, Diptera, and/or Hymenoptera (only two will be counted for judging). Members can exhibit in this class a maximum of 3 years.
- Class 5 – Advanced Collection
Display a minimum of 150 and a maximum of 450 species representing at least 12 orders. Three standard boxes can be used. Follow the general guidelines listed for Collections. Family identification is required for all insects belonging to the six basic orders as outlined under the Intermediate phase. Only families in the above six orders will be counted for judging. Family identification of insects in the remaining orders is optional, but desirable as long as accuracy is maintained. All butterflies appearing in the collection should be labeled with the correct common name. On a piece of paper list what you did to improve your collection during the current year (See state site for more information). Members may continue to exhibit in this class at the Kansas State Fair for an unrestricted number of years as long as they remain eligible for 4 H membership.

DIVISION 208 - NOTEBOOK CLASSES

General Guidelines (For additional information, please check the state website listed above.)

1. Individual entries are to be placed for display in a three-ring notebook for competition.
2. Identification should follow the taxonomy included as listed in Rule #5 in General rules above.
3. Each exhibitor is required to identify the notebook by placing a Title Page in the front of the notebook bearing the exhibitor's name, county or district and class. The number of orders, specimens and families (required in Intermediate and Advanced classes) must also be included on the Title Page.
4. Species pages should be grouped according to order and should include one page per species.
5. Date, common name, full county name, state abbreviation and collector name should be included for each species.
6. If picture is taken on different dates/localities include information for both. A statement describing the host plant/habitat should be included.
7. A divider page is to be placed in front of each order of insects with the order name printed on the tab for the page and also on the front of the divider page.
8. For the Intermediate and Advanced classes, insects are also to be grouped by family behind each order divider.
9. List on a sheet of paper how many years you have been in this division of the project and what you did this year to improve your project if you have been in for more than one year. Place the paper just behind the Title Page in the front of your notebook. A special project must be completed each year and included in the notebook. See project guideline materials for specifications.

Classes:

- Class 1 – Introductory Notebook
Display a minimum of 10 and a maximum of 30 insect species representing at least six different orders. Follow the general guidelines listed for Notebooks. A 4Her may exhibit in this class for a maximum of two years.
- Class 2 – Beginning Notebook
Display a minimum of 30 and a maximum of 60 insect species representing at least seven different orders. Follow the general guidelines listed for all Notebooks. A 4-Her may exhibit in this class for a maximum of three years.
- Class 3 – Intermediate Notebook
Display a minimum of 60 and a maximum of 100 species representing at least nine orders. Follow the general guidelines listed for Notebooks. Pictures in any two of the following six orders should be identified to family: Orthoptera, Hemiptera, Odonata Coleoptera, Diptera, and/or Hymenoptera. A 4-Her may exhibit in this class for a maximum of three years.

- **Class 4 – Advanced Notebook**
Display a minimum of 100 and a maximum of 200 species representing at least twelve orders. Follow the general rules listed for Notebooks. In addition, family identification is required for all insects in the following six orders: Orthoptera, Hemiptera, Odonata, Coleoptera, Diptera, and Hymenoptera. Family identification in the remaining orders is optional, but desirable as long as accuracy is maintained. Members may continue to exhibit in this class for an unrestricted number of years as long as they remain eligible for 4-H membership.

DIVISION 209 - EDUCATIONAL DISPLAY CLASSES

General Guidelines (For additional information, please check the state website listed above.)

1. Share with others what you learned in this project. Exhibit any activity or learning experience related to the field of entomology or the Teaming with Insects curriculum that does not fit into Entomology Collection or notebook classes above. Follow copyright laws
2. The exhibit may be, but isn't limited to, original works, digital presentations (must provide printed hardcopy for exhibit purposes for duration of state fair), programs, websites, games, apps, display box, notebook, display or poster which you have made.
3. If the exhibit is a wooden display box, it must be 18 X24 X 3.5 inches with a clear plastic top (such as plexiglass) and displayed horizontally. If the exhibit is a poster, it must not be larger than 22" X 28". If the exhibit is a display, maximum size is not to exceed a standard commercial 3' X 4' tri-fold display board. Trifold boards are encouraged.
4. Name and county/ district must clearly be marked on educational exhibits.
5. Displays should include only work performed during the current year.
6. Creativity is encouraged!

Classes:

- **Class 1 – Beginning Educational Display**
This class for individuals that are exhibiting in the Beginning I and II Collection or Beginning Notebook Classes. If only exhibiting in this category, then ages 9-12. Follow the general rules listed for the Educational Displays.
- **Class 2 – Intermediate Educational Display**
Class for individuals that are exhibiting in the Intermediate Collection or Intermediate Notebook Classes. If only exhibiting in this category, then ages 11-14. Follow the general rules listed for the Educational Displays.
- **Class 3 – Advanced Educational Display**
Class for individuals that are exhibiting in the Advanced Collection or Advanced Notebook Classes. If only exhibiting in this category, then ages 13 or older. Follow the general rules listed for the Educational Displays.

Department – FIBER ARTS

1. To exhibit, 4-H members must be enrolled in Fiber Arts in Butler County.
2. Identification Label:
 - a. Type or print on 3"x 2 1/2" piece of cloth: name, class number, and club. The Extension Office has labels available.
 - b. Sew or safety-pin this ID label on the corner of flat articles.
 - c. For garments, attach ID label to the front left shoulder seam, or left side of waistband, as if you were wearing the garment.
3. The exhibitor may attach a 4" x 6" card with any information on what parts of the exhibit they made, processes used, or other information which the exhibitor thinks would be helpful for the judge. For all items, please indicate if item was made from a kit.

DIVISION 210 – GENERAL FIBER ARTS

Check in:

Judging:

Superintendent:

Assistant Superintendent:

1. Each 4-Her will be allowed a total of 6 entries.
1. Articles cannot be used during the Fashion Revue.
2. When articles which are normally worn together are exhibited, both articles must be shown together. Fasten articles together securely with safety pin.
3. All exhibits which need to be hung should have the appropriate saw tooth hanger, rod, wire, or other mechanism attached in order to be properly displayed. The saw tooth hangers must be screwed or nailed in. Exhibit will not be displayed if the necessary hardware is not attached.
4. By definition fiber arts are:
 - o Needle Arts: an article created by hand using any of the following techniques: a) embroidery and cross-stitch; b) needlepoint; c) candle wicking; d) crewel; e) lacework; and/or f) applique.
 - o Patchwork or Quilted Article: It is an acceptable practice for the exhibitor to create the patchwork or quilted article and have someone else quilt it. Indicate quilter's name.
 - o Rug Making: acceptable techniques include braiding, latch hook, tying, floor cloth, etc. The finished product should be an item that would be an item used in the home.
 - o Spinning: a skein - minimum 10 yards in length.
 - o Weaving: Members should attach information about the type of loom or process used.

- o Ethnic Arts: This is defined as a Fiber Art technique that is associated with a specific country or culture. It is a practical skill that was developed to provide basic family needs such as apparel, home furnishings or decorations. It is also defined as a method that has been maintained throughout history and passed on to others, often by observation and by example, such as batik, Swedish tuck towel weaving, mud cloth, bobbin weaving, tatting, etc. Members should attach information on the history of the ethnic fiber art, where it was used, by whom, how it was used, short description of the technique, etc. Macramé: an article

6. Tied blankets and pillows are not considered Fiber Arts. Enter in Visual Arts: General Arts & Crafts Division.

Classes:

- Class 1 – Junior – ages 7-9
- Class 2 – Intermediate – ages 10 to 13
- Class 3 – Senior – ages 14 and over

GENERAL FIBER ARTS SPECIAL AWARDS – To Be Announced

DIVISION 211 – CROCHET

Check in:

Judging:

Co-Superintendents:

Assistant Superintendent:

1. Club/Chapter members may make ONLY FOUR entries, one of which may be an educational notebook.
2. Members who wish to participate in Fashion Revue by modeling an item they made must pre-enter in the Fashion Revue Division

Classes:

- Class 1 - Article, first year crochet only
- Class 2 - Article, 7-9 years of age
- Class 3 - Article, 10-13 years of age
- Class 4 - Article, 14-18 years of age
- Class 5 - Educational Notebook

FIBER ARTS - CROCHET/KNITTING SPECIAL AWARDS – To Be Announced

DIVISION 212 – KNITTING

Check in:

Judging:

Co-Superintendents:

1. Club/Chapter members may make ONLY FOUR entries, one of which may be an educational notebook.
2. When articles which are normally worn as pairs are exhibited, both articles must be shown together. Fasten articles together securely with yarn.
3. Special consideration will be given to articles which are of original design. Such articles should have a note attached explaining the original design.
4. Members who wish to participate in Fashion Revue by modeling an item they made must pre-enter in the Fashion Revue Division.

Classes:

- Class 1 - Article, for first year knitters only
- Class 2 - Article, 7-9 years of age
- Class 3 - Article, 10-13 years of age
- Class 4 - Article, 14 years of age and older
- Class 5 - Machine-knitted article, all ages
- Class 6 - Loom-knitted article, all ages
- Class 7 - Educational Notebook

FIBER ARTS - CROCHET/KNITTING SPECIAL AWARDS – To Be Announced



Department – FOODS

Check-in:

Judging:

Superintendents:

Assistant Superintendent:

DIVISION 213 – FOODS AND NUTRITION

1. For food safety purposes, any food with custard and dairy-based fillings and frostings (example cream cheese), raw eggs, flavored oils, "canned" bread or bread or cakes in a jar, cut fresh fruit (including strawberry pies) any food requiring refrigeration (example bacon) or unbaked exhibit with raw flour, **WILL BE DISQUALIFIED AND NOT JUDGED**. Refer to *K-State Research and Extension Publication MF3544 Food Safety of Frostings and Fillings* <https://bookstore.ksre.ksu.edu/pubs/MF3544.pdf> for assistance in developing fillings and frostings that meet food safety guidelines.
 - a. Page 4 of this publication offers a list of SEVERAL UNACCEPTABLE examples of dairy-based fillings and frostings (ONE example: cream cheese) AS WELL AS OTHER INGREDIENTS that are NOT acceptable for entry in the Butler County Fair or the Kansas State Fair due to food safety issues. Consider using vegetable shortening in frostings. Using these guidelines, if a food entry is determined unsafe to consume, it will be disqualified and will be sent home without being judged.
 - b. Additional reference: K-State Research and Extension publication 4H488, "Judges Guide for Foods and Nutrition Exhibits." <https://bookstore.ksre.ksu.edu/pubs/4h488.pdf>
2. **For food safety purposes, any entries with frostings and fillings must calculate the amount of sugar in the frosting/filling recipe only. Calculation must be attached to entry, or the placing will be lowered one ribbon when judged. Frosting and fillings need to contain more than 65% sugar for safety. Examples on how to calculate this percentage are included in the publication located at: <https://bookstore.ksre.ksu.edu/pubs/MF3544.pdf>**
3. Alcohol is not allowed as an ingredient in food entries. Entries with alcohol in the recipe will be disqualified and not be judged.
4. All baked goods including loaf breads, layer cakes, cobblers, crumb cakes, etc. must be left whole and uncut. Pies must be in a disposable pie pan. Any baked product that can be removed from the pan should be placed on a plate, covered cardboard or disposable container. Other exhibits should be in food grade plastic bags, disposable plastic containers or boxes.
5. Snack mixes, such as trail mix or caramel corn, must be in full snack bag.

6. All unfrosted cakes should be exhibited in an upright position with crust showing. The exception is for those cakes made with special designs such as Bundt cakes. They should have top crust side down.
7. Small items, such as cookies and rolls, should be the same shape and from the same recipe. Exhibit 3 cookies, 3 muffins, 3 bread sticks, etc. At your discretion, you may exhibit muffins or cupcakes in paper liners.
8. Complete recipes are **REQUIRED** for all food product exhibits including decorated cakes; otherwise the ribbon will be lowered one placing.
9. **Label must be attached on the item and must provide the description of the product** (i.e. chocolate cake, spice bundt cake, chocolate chip sugar-free cookies, etc.) The exhibitor may attach any additional information which the exhibitor thinks would be helpful for the judge to know.
10. Under baked entries **will** be lowered one or more ribbon placings.
 - a. Suggested Resource: When are Baked Goods Done?
11. It is optional for the 4-Her to sell their food at the AUCTION. (Cookie Jars must sell.)
12. Recipes and instructions in the 4-H Food project are ONLY guidelines. Comparable recipes from other sources may be used.
13. Members are limited to a total of Six (6) food exhibits.
14. Cake mixes can be used for Junior age group or as a starting point for Intermediate and Senior age group, including decorated cakes.
15. The judge will cut into each product in order for it to be judged.

Classes:

- Class 1 - Junior - ages 7-9
- Class 2 - Intermediate - ages 10 to 13
- Class 3 - Senior - ages 14-18
- Class 6 - Modified Recipe

Modified recipe is one that has been modified from the original recipe to nutritionally enhance the food product. Attach one 8 ½ x 11-inch paper (front and back) that includes original recipe, modified recipe, and narrative to describe modifications made. Information may include why modifications were made, and lessons learned such as nutritive value, or changes in appearance, doneness, aroma, flavor, tenderness and/or texture. (Example: a standard blueberry muffin recipe that is modified to make it gluten free.)

Suggested resource:

Altering Recipes for Good Health Texas A&M University -

<http://gillespie.agrilife.org/files/2013/02/Altering-Recipes-for-Good-Health.pdf>

- Class 7 - Educational Exhibit:
Exhibits may be in the form of a poster, notebook or display. Follow copyright laws and take care to select materials that will withstand the fair conditions. No card table displays are allowed. If the exhibit is a poster, it

must not be larger than 22" x 28". Displays are not to exceed a standard commercial 3' x 4' tri-fold display board. Name and club must be clearly marked on educational exhibits. NOTE: A collection of your favorite recipes in a recipe box or notebook does not constitute an educational exhibit. (Judged with the Foods Judging).

- Class 8 - 1 Decorated Cake – whole cake not a cupcake (County Competition Only)
- Class 9 - Food Gift Package
 1. No alcoholic beverages will be accepted. No alcohol should be included as an ingredient in food entries. Entries with alcohol in the recipe will be disqualified and not be judged.
 2. A food gift package must contain at least 3 different homemade food items (prepared for human consumption), made by the 4-Her, in a suitable container no larger than 18" x 18" x 18" not including cellophane.
 - a. Prepared food items must have recipes attached with the entry. Additional homemade or purchased food items beyond the 3 minimum may also be included in the gift package. Home canned foods must follow Food Preservation rules and recipes. Canning jars should not be used for baking per manufacturer's instructions.
 3. No fireworks or knives will be allowed.
 4. On a recipe card, answer these questions:
 - a. What is the intended use?
 - b. What food safety precautions were taken during and after preparation?
- Class 10 - Cookie Jar (Theme is **"WILL UPDATE WHEN 2024 FAIR THEME IS SELECTED"**)
 1. Prepare assorted, homemade cookies in a clear glass WIDE mouth jar of a gallon capacity.
 1. For food safety purposes, any food with custard and dairy based fillings and frostings (example cream cheese), raw eggs, flavored oils, "canned" bread or bread or cakes in a jar, cut fresh fruit or any food requiring refrigeration (example bacon) CANNOT BE EXHIBITED OR ENTERED. Refer to K-State Research and Extension publication 4H488, May 2012, "Judges Guide for Foods and Nutrition Exhibits". If it is determined that the food may not be safe to consume, it will be sent home without being judged.
 2. Each cookie should be wrapped separately in clear plastic wrap.
 3. Jar should contain not less than **three (3)** kinds and no more than **five (5)** kinds of cookies. Use whatever quantity cookies needed to fill jar completely. (For example: 3 of 1 kind, 6 of another kind and 5 of another kind, etc. or 6 of each kind).

4. Jar attractively decorated, and cookies must be visible–will count 25% of score.
5. Bring 1 cookie of each kind individually wrapped in clear plastic wrap and identified, so that judge may taste the cookie when judging. Put these in a flat box. (These will not be returned.)
6. All Cookie Jars will be donated to the Butler County 4-H Council. The winning cookie jar will be presented by the exhibitor to the 4-H Volunteer(s) of the Year recognized prior to the Livestock Auction. All other Cookie Jars will be auctioned during the 4-H Food Auction.
7. Winners must have received a purple ribbon to be eligible for Champions or Reserve Champions.

- CLASS 11- Dessert Imposters

Mom has always said don't play with your food! But in this class, we are encouraging you to play with your food! Dessert Imposters are “fake-out” foods that are made of dessert recipes, but look like savory foods like hamburgers, pizza or pasta! So get creative and do your best to “fake-out” our judges!

1. Dessert Imposters entries must follow outlined safety requirements from the Foods and Nutrition division.
2. Entries should be presented on/in an appropriate display container.
3. Entries must use a minimum of 2 different dessert recipes to create the final product.
4. Recipes used for the desserts must be attached to the entry along with a list of any other embellishments or additions to the overall display.
5. All ingredients/toppings must be edible.
6. Overall score will be based off of taste and overall appearance as an imposter dish.

Awards will be sponsored by the 4-H Council.

4-H FOOD AUCTION

Time:

Location: South Room of the 4-H Community Building

Superintendent:

Assistant Superintendents:



SALE OF FOOD PRODUCTS

At the discretion of the 4-Her, all cookies, brownies, cakes, cupcakes, pies, food preservation, loaf quick breads, yeast breads, etc. may be placed in the Food Auction. Gluten-free, sugar-free and dairy-free items may be available in the sale. White ribbon/disqualified items cannot be sold in the food auction.

Proceeds of the Food Auction go to 4-H Council to support Butler County 4-H Activities.

FOODS AND NUTRITION SPECIAL AWARDS – To Be Announced

DIVISION 214 - FOOD PRESERVATION

Check-in: At judging time as scheduled

Judging:

Superintendent:

Assistant Superintendent:

1. All exhibits must have been preserved since August 1 of the previous calendar year.
2. Recipes and processing methods from the sources below are recommended. Recipes must be from current, tested resources listed below AND MUST BE ADJUSTED FOR ALTITUDE based on your processing location or it will be disqualified. Processing methods that will be disqualified include: open kettle canning, oven canning, sun canning and using electric multi-cookers. Untested recipes will be disqualified for food safety reasons.

Tested Resources include:

- K-State Research and Extension Food Preservation publications
- Other University Extension Food Preservation publications
- USDA Complete Guide to Home Canning, @2015
- So Easy to Preserve, 6th edition, The University of Georgia Cooperative Extension Service
- Ball® Blue Book Guide to Preserving, Edition 37
- Ball® Complete Book of Home Preserving, @2015 and @2020
- Canning mixes (i.e. Mrs. Wage's, Ball®)

- Pectin manufacturers (i.e. SureJell, Ball®)
- KSRE Rapid Response Center Preservation Recipes
- National Center for Home Food Preservation

Refer to the following K-State Research and Extension publications for more information:

1. 4H712, Food Safety Recommendations for Food Preservation Exhibits
 - a. (<http://www.ksre.ksu.edu/bookstore/pubs/4H712.pdf>)
 2. MF3170 "10 Tips for Safe Home-Canned Food"
 - a. (<http://www.ksre.ksu.edu/bookstore/pubs/MF3170.pdf>)
 3. MF3171 "Sassy Safe Salsa at Home"
 - a. (<http://www.ksre.ksu.edu/bookstore/pubs/MF3171.pdf>)
 4. MF3172 "What's Your Elevation?"
 - a. (<https://bookstore.ksre.ksu.edu/pubs/MF3172.pdf>)
 - b. MF3241 "How to Guide to Water Bath Canning and Steam Canning" (<http://www.bookstore.ksre.ksu.edu/pubs/MF3241.pdf>)
 5. MF3242 "How to Guide to Pressure Canning"
 - a. (<http://www.bookstore.ksre.ksu.edu/pubs/MF3242.pdf>)
1. NO PROVISION will be made for Frozen Food Exhibits.
 2. Hole punch the entry card and use a rubber band to attach the entry card and recipe around the top of the jar.
 3. Each exhibit must have a complete recipe and instructions attached with entry card which includes: Exhibitor's Name, source of recipe and page number, date of publication, and altitude where food was processed. If using Mrs. Wages or Ball® mixes, indicate the date the mix was purchased.
 4. Labels: Each container exhibited must be labeled. Labels are available at the County Extension Office. Label must include the name, club, class number, product, canning method used (water bath, weighted gauge or dial gauge pressure method, date processed including month and year, process time, amount of pressure (psi), and altitude where preserved. Label must not cover jar brand.
 5. No fancy packs unless recipe states to do so (example: Pickled Asparagus).
 6. Failure to add the recipe card or information requested above may be lowered 1 ribbon placing or disqualified.
 7. Exhibits must be sealed in non-decorated, clean standard canning jars with matching brand two-piece lids. Do not use the colored jars. Do not add fancy padded lids, fabric over wraps or cozies as they interfere with the judging process. Jelly must be in 4 oz. jars, 1/2-pint (8 oz.), 12-ounce or pint jars (16 oz.) and salsa in pint jars. All other products must be in pint, 24-ounce or quart jars. Use pint jar canning process recommendations for 12-ounce jars and use quart jar process recommendations for 24-ounce jars. Sealing rings must be removable and jars clean and free from rust.

8. For food safety reasons, the size of jars used must not be larger than the jar size stated in the recipe.
9. The exhibitor may attach any information which the exhibitor thinks would be helpful for the judge to know.
10. Entries with alcohol in the recipe will be disqualified and not be judged.
11. Food Preservation exhibits may sell in the FOOD AUCTION but are not required to do so. All Food Preservation exhibits not selling in the Food Auction will be displayed during the fair.
12. Members are limited to a total of FIVE entries in this division. Foods entered in the Foods & Nutrition Division do not count in Food Preservation entries.

Classes:

- Class 1 – Sweet Spreads – 1 Jar
- Class 2 – Fruits, juices, fruit mixtures – 1 jar
- Class 3 – Low acid vegetables – 1 jar
- Class 4 – Pickles, fermented foods, relishes, and chutney – 1 jar
- Class 5 – Tomato-tomato products, tomato juice, tomato salsa – 1 jar
- Class 6 – Canned meats
- Class 7 - Dried Foods

Dried products must include the recipe and preparation steps. If dried food product is not in a canning jar, it will be lowered one ribbon rating. Suggested amount: 1/3 to 1/2 cup or three or four pieces per exhibit. All meat jerky MUST be cooked to 160 degrees F before drying. This is not the drying temperature. For recommendations see "Dry Meat Safely at Home" (<http://www.ksre.ksu.edu/bookstore/pubs/MF3173.pdf>).

FOOD PRESERVATION SPECIAL AWARDS – To Be Announced

Department – GEOLOGY & LAPIDARY

Check in:

Judging:

Superintendent:

1. Exhibit boxes should be 18" x 24" x 3½". Plexiglass covers are required. Boxes with glass covers will NOT be accepted. All specimens are to be arranged across the narrow (18") dimension of the exhibit box, making the exhibit 18" across the top and 24" deep. If a box has a sliding plexiglass cover, it must be removable from the top. Screws, locks or other devices that would prevent judges from removing cover should not be used.
2. Each entry is to be identified by a label bearing name, county, and number of specimens in the upper left corner of the box (inside-use clear double-sided tape to adhere gummed labels), and by attaching a label with the same information on the back of the box.
3. Specimens should be labeled with the number of the specimen, date collected, specimen name or description, and locality (county) where collected.
4. For classes in the Geology division, specimens should be mounted in the box by proper groups: rocks, minerals, fossils. Fossils must be identified to the Phylum, Class, and Genus level. More than one specimen of the same kind of rock or mineral or species of a fossil may be exhibited if this duplication represents different geological formations. Specimen label must show this distinction (Fort Hays limestone, not just limestone; exact species must have different formation names listed on the I.D. card; Composite Brachiopod from Morrill Limestone not just Brachiopod or Composita Brachipod).
5. All specimens must be collected from locations in Kansas for classes in the Geology division. Out-of-state specimens will not be counted in the minimum number for the class, nor will they be considered in the judging.
6. Exhibitor may enter in both Geology and Lapidary Classes. Exhibitors may make only one geology *display* entry. Exhibitor may also make an education exhibit, mineralogy display, fossils, and enter in one or more of the lapidary classes.

DIVISION 215 - GEOLOGY

Classes:

- Class 1 - Display at least 15 rocks, minerals, and fossils collected during the current 4-H year.
Limited to one exhibited box 18" x 24" x 3½" with plexiglass. Only those exhibiting at County Fair for the first time may enter this class.
- Class 2 - Display at least 30 different rocks, minerals, and fossils, at least 5 of each.

Fifteen must be collected during the current 4-H year. Limited to one exhibit box, 18" x 24" x 3½" with plexiglass cover. This class is open to those exhibiting either first or second time at County Fair.

- Class 3 - Display at least 45 rocks, minerals, and fossils, at least 5 of each. Fifteen must be collected during the current 4-H year. Exhibit limited to two boxes. List as igneous, metamorphic or sedimentary. These rock types must be spelled out on labels or have a legible key. This class is open to those exhibiting either the third or fourth time at County Fair.
- Class 4 - Display at least 60 rocks, minerals, or fossils, at least 5 of each. Fifteen must be collected during the current 4-H year. Exhibit limited to two boxes. List as igneous, metamorphic or sedimentary. These rock types must be spelled out on labels or have a legible key. This class is open to those exhibiting the fifth time or more at the County Fair.
- Class 5 – Educational exhibit relating to everyday living; or to a mineral test, a rock formation, geological history, species of fossil, forms of one mineral, a variation of one kind of rock, archeological artifacts, or Indian artifacts. Exhibit limited to 4 feet of the table space or to no more than two exhibit boxes. Care should be taken to use durable materials that will withstand County Fair conditions.
- Class 6 – Mineralogy Display a minimum of 15 mineral specimens collected in Kansas, at least 5 of which have been collected during the current 4-H year. The minerals are to be grouped by mineral class (i.e. Carbonates, Oxides, Silicates) and at least 3 classes must be represented. The member must use one standard display box. The specimens must be labeled with the number of the specimen, date collected, name of specimen, county where collected, and chemical composition (i.e. CaCo₃ for calcite), if known.
- Class 7 – Fossils – Display a minimum of 15 Fossil specimens collected by the participant in Kansas, at least 5 of which have been collected during the current 4-H year. The Fossils are to be grouped by phylum and class, and at least three phyla must be represented (Brachiopoda, Chordata, Mollusca, etc.). The member must use one standard display box.
 - The specimens must be labeled with the number of the specimen; date collected; county where collected; formation, member, or source; phylum, class, and genus or part; and geologic age (Cretaceous, Permian, Pennsylvanian, etc.)

DIVISION 216 – LAPIDARY

- Class 1 - Display at least 5 varieties of polished (tumbled) specimens and 5 varieties of unpolished specimens that have not yet received lapidary treatment.

These do not have to be an example of “before and after”, nor do they have to be self-collected. Locales must be identified. Only those exhibiting lapidaries at the State Fair for the first time may exhibit in this class.
- Class 2 - Exhibit at least 6 gemstones and minerals that have received lapidary treatment.

Lapidary treatment may consist of tumbling, polishing, and end or face or flat lapping. Specimens must represent at least 3 different gem stones and minerals and include at least 3 cabochons of any size or shape. Three of the specimens must be mounted. Label specimens as appropriate including locality (state) where originated.
- Class 3 - Display before-and-after examples of at least 3 varieties of specimens, at least 2 tumble-polished and 2 unpolished of each.

There is no requirement that the 4-H'er collect any of these. Locales must be identified. Lapidary work should be done during the current 4-H year.

Department – PHOTOGRAPHY

DIVISION 217 – PHOTOGRAPHY

Judging:

Superintendent:

Assistant Superintendent:

1. Each exhibitor can have no more than 5 entries in classes 1 through 8, 11 & 12 plus no more than 1 entry each in classes 9 & 10.
2. All exhibits must have been taken or made by the 4-H member since August 1 of the previous calendar year.
3. ALL exhibits will be checked for proper size mounting with a template at a later time. Any photography not mounted properly will be lowered 1 ribbon.
4. All photographs submitted in classes requiring a single, vertical or horizontal 8" x 10" print are to be mounted across the narrow 11" dimension of an 11" x 12.5" sheet of white studio mount with the top edge of the print 1" below the top of the mount board and with the sides of the print equal distance from the two sides of the mount board. (White studio mount is available at the Butler County Extension Office along with more detailed instructions for mounting.) Remove all borders. A permanent mount must be made using a photographic adhesive spray. All photos must be no larger than 8" x 10" and no smaller than 7" x 9".
5. No lettering or imprinted date is permitted on the mount or on the photo. No underlays or borders are to be used. Photo will be lowered one ribbon placing for either lettering or imprinted data
6. Each exhibitor's name and club should be written on the back of the mount. 4-H entry cards should be attached with masking tape to the lower left edge of the mount board.
7. To protect exhibits from dust and moisture, it is required that mounted photographs are placed in plastic sleeves available at the Butler County Extension Office. No Ziploc bags allowed. **DO NOT SEAL SLEEVES.**
8. Photos with live subject(s) on railroad right-of-way or taken from railroad right-of-way property will not be judged or displayed.
9. Photographs taken with a digital camera and having no more adjustments than exposure, color intensity or correction, one click filter effects, red eye removal, cropping, dodging and burning should be entered in the standard color or black and white classes. HDR photos are to be entered in standard photo class.
10. The black and white class is for black and white prints only. Monochromatic prints, including sepia prints are considered color photos and must be entered in the appropriate age color photo class.
11. Appropriate photo subject matter is expected to follow 4-H standards. For a sense of prohibited subject matter, review the Kansas Code of Conduct; if it is not allowable at a 4-H event, it is not allowable as a photograph at the County **or State** Fair.
12. Copyright protections must be observed.

13. To enter Class 9, exhibitor must bring 1 mounted photo and another 8 x 10 photo (same photo but not mounted). The additional photo must be labeled with exhibitor's name and club on the back. This additional photo must be in a manila envelope which must be labeled with the name and club. By entering in Class 9, the exhibitor gives the Butler County Administration permission to use the photos on its website, financial reports, etc. See Special Awards for prizes.

14. All photos should be removed from the sleeves prior to judging. Photos will be replaced in the sleeves at the conclusion of judging.

Butler County Conservation Districts 4-H/FFA Conservation Photo Contest. See class 10 below:

1. Subject matter must be CONSERVATION PRACTICES within Butler County: Examples include (Contour Farming, No-Till Farming, Terraces, Cover Crops; Field Borders (brome or native grass), Grass Waterways, Livestock Management Practices such as manure storage and runoff control, Riparian Buffers (trees or grass), Pollinator Habitat (vegetation used by bees and other pollinators). NOTE: Pictures of honeybees/hives are NOT eligible as they are not a conservation practice.
2. All photos must be surrendered to the Butler County Conservation District immediately at the conclusion of the Fair. The winning photo will be entered into the Kansas Association of Conservation Districts photo contest. The 4-H/FFA member and parent will be required to sign a release form for the KACD; the Extension Agent will collect these photos at the conclusion of fair.
3. Photos must be taken during the current 4-H/FFA year. Minor digital enhancements for cropping, red eye removal, filters and corrective functions are permitted; however, images that have been altered in any significant manner will be disqualified. Previously published photos may not be entered.
4. Photo entry must also include:
 - a. A typed brief description of the photo, date and location taken, name, age and the words "BUTLER COUNTY". This information must be included in the sleeve with the photo. You will also be required to provide your address to the Bu. Co. Conservation District.
 - b. A photo release form must be printed from the following website and included in the sleeve with your photo when submitted at Fair check-in:
<https://www.butler.k-state.edu/4hfair/>.
 - c. You must follow the same mounting rules for this class as the 4-H/FFA classes, with the exception that all photos must be 8x10.
5. The Conservation District will pay \$75 to the 4-H/FFA Member with the winning photo selected by the judges.

Classes:

NOTE: Overall Grand and Reserve Grand are selected from Champions of Classes 1-8.

- Class 1 - Color photograph, 1st year in the project
- Class 2 - Color photograph 2 to 3 years in the project

- Class 3 - Color photograph 4 or more years in the project
- Class 4 - Black and white photograph, 1st year in the project
- Class 5 - Black and white photograph 2 to 3 years in the project
- Class 6 - Black and white photograph 4 years or more in the project
- Class 7 - Action or Motion Photo – this photo shows action, motion or movement
- Class 8 - Digital Composite Image.
Photo must be created from 2 or more originals taken by the exhibitor. Exhibitor must include a second 11 x 12 1/2 matte board mounted with standard size prints of the original photos, 3 x 5 card(s) explaining what manipulation was done and a standard size print of the final photo. Optional, may include prints of editing steps. Photos showing editing steps may be layered. Place both matte boards in the same protective plastic sleeve. See rule #11 for definition.
- Class 9 - Single Photo promoting Butler County (nature, places, way of life). (See Rule #14).
- Class 10 – Conservation Photo – Single Photo for Butler County Competition only. See conservation photo guidelines above.
- Class 11 – Growth Portfolio Class
 1. Member must have been enrolled in Photography project for five (5) years or more.
 2. Exhibit will consist of 5 (five) photos - one from each of the past 5 years of enrollment. Each photo must have been created in a different year and must be labeled with year taken and which year of enrollment it represents.
 3. Photos must be 8" x 10" and may be color or black and white.
 4. An information sheet must accompany each photo giving brand and model of camera used to create the photo. The settings for focal length, aperture, mode and shutter speed must also be listed.
 5. Skill set used to create the photo must be given and explained. Main goal for each year should be listed.
 6. Beginning with photo 2, member description of GROWTH in project skill must be included on information sheet.
 7. Exhibit will consist of photos arranged in chronological order of enrollment, information sheet on each photo, and all information listed in #6 and #7. A portfolio book will be required.

- Class 12 – Career Portfolio Class
 1. Member must have been enrolled in Photography for 5 (five) or more years OR member must be age 15 -19 and been enrolled in photography for at least two (2) years.
 2. Exhibit will consist of ten (10) 8 x 10 photos showing skill development in one of the following photography areas: Portraiture, Special Effects (not done with computer), Landscape, Photo Journalism, Black and White, Nature/Wildlife or Graphic Design (computer skills with photos). Photos may have been created over multiple project years.
 3. Photos may be color except if Black and White option is chosen.
 4. An information sheet must accompany each photo giving brand and model of camera used to create the photo. The settings for focal length, aperture, mode and shutter speed must also be listed.
 5. A one-page summary should accompany the portfolio listing the goal for pursuing this area of photography and what skills were learned while doing so. Mentors should be acknowledged. Career exploration can also be described.
 6. Exhibit will be presented in a notebook designed for portfolio review with pages for required information from #4 and #5.

PHOTOGRAPHY SPECIAL AWARDS – To Be Announced

Department – PLANT & ENVIRONMENTAL SCIENCE

Check-in: At judging time as scheduled

Judging:

Superintendent:

Assistant Superintendent:

DIVISION 218 – FLORICULTURE

- Any plants found to have insects will be disqualified and sent home.
- Club members may make TWO ENTRIES in each class with no more than 8 total per exhibitor.
- Interview judging will be done.
- All materials (flowers) should be grown and collected rather than purchased, except for Class 8. In Classes 6, 7 and 9, the exhibitor must own these plants by May 1.
- Class 9 (Miniature/Fairy/Container Garden) must include the following: a minimum of 2 live plants, a label attached with the names of all the plants in the display and any lights or moving figures should be battery operated. Container gardens are not required to contain figurines; they may be plants only.

Classes:

- Class 1 - Single Cut Flower (Annual or Perennial) specimen exhibited with foliage in plain container. (No glass soda bottles.) Flowers in this class must have been grown by the exhibitor.
- Class 2 - Flower arrangements (not foliage plant)-consideration given to quality, arrangement and choice of container
- Class 3 - Dried flower arrangement (not foliage plant)
- Class 4 - Arrangement using wildflowers
- Class 5 - Arrangement in novelty container
- Class 6 - Potted Foliage Plants (such as philodendrons)
- Class 7 - Cacti and other succulents
- Class 8 - Arrangement using silk flowers

- Class 9 – Miniature/Fairy/**Container** Garden

PLANT SCIENCE - FLORICULTURE SPECIAL AWARDS – To Be Announced

DIVISION 219 - HORTICULTURE

1. Products exhibited must have been grown in current year by club members exhibiting.
2. Club/chapter members may make only one entry for each kind of fruit or vegetable up to 12 entries.
3. See Educational Notebooks, Posters and Displays for information regarding Class 10.

Classes:

- Class 1 - Small vegetable (plate of 12)
Example: green snap beans, yellow wax beans, radishes, other small vegetables
- Class 2 - Medium vegetable (plate of 5)
Example: cucumbers, cherry tomatoes, tomatoes, beets, white onions, yellow onions, red onions, bell peppers, other peppers, radishes, okra, parsnips, turnips, sweet potatoes, red potatoes, white or Russet potatoes, carrots, other medium vegetables
- Class 3 - Large vegetable (plate of 1)
Example: watermelon, summer squash, winter squash, pumpkin, eggplant, cabbage, cantaloupe, other large vegetables
- Class 4 - Best Garden Exhibit
Each exhibitor will be limited to a space 3' x 3' in which to exhibit products of club member's own garden. Products from the garden which have been canned may be included in the exhibit. Not over 50% of the exhibit shall consist of canned vegetables. Potatoes may be included. (County Competition Only)
- Class 5 - Garden Display of 5 different fresh vegetables and/or fruits.
Each exhibitor is limited to 4 square feet of display space. Canned vegetables are not acceptable. Only one variety of each type of vegetable or fruit may be exhibited. The number of the five vegetables to be exhibited are as follows: large vegetables (watermelon, cabbage, etc.) - 1 each; medium vegetables or fruits (cucumbers, carrots, onions, apples, etc.) - 5 each; small vegetables or fruits (green beans, berries, etc.) - 12 each
- Class 6 - Fresh Culinary Herbs
6 stems of ONE VARIETY of fresh herbs exhibited in a disposable container of water. Dried herbs not accepted. Examples include parsley, basil, dill, etc.

- Class 7 - Small Fruits, such as berries, ½ pint box
- Class 8 - Tree Fruits, such as apples or pears, plate of 5
- Class 9 - Grapes, 2 bunches
- Class 10 - Horticulture Notebook

PLANT SCIENCE - HORTICULTURE SPECIAL AWARDS – To Be Announced

Department – PUBLIC PRESENTATIONS

DIVISION 220 – PUBLIC PRESENTATIONS

Check-in:

Judging:

Superintendent:

1. A 4-H or FFA member may make no more than one entry in each class.
2. The schedule for all presentations will be **emailed** to participants **prior to** Fair.
3. Tables and easels will be provided.
4. The presentation should be of sufficient length to cover the topic adequately.
Maximum and minimum times are as follows:
 - a. Project Talks: 3-7 minutes (Junior and Intermediate only, including Team Presentations)
 - b. Illustrated Talks: Up to 10 minutes (Junior and Intermediate); up to 15 minutes (Senior)
 - c. Demonstrations: Up to 10 minutes (Junior and Intermediate); up to 15 minutes (Senior)
 - d. Poetry or Prose: Up to 5 minutes
5. A demonstration shows a step by step procedure and explains why each step is essential to develop a particular skill or task.
An illustrated talk incorporates the use of visual aids (posters, technology supplies, equipment, etc.) that describes the process of the topic being discussed.
A project talk should tell about a specific project and the experience in the project. Visuals may be used.
6. Poetry or Prose should be a piece of literature either Dramatic, Interpretative, Humorous or other type of reading that follows the 4-H Code of Conduct (pieces should be edited for appropriate language and content if necessary). The participant may read from a script or have the piece memorized. The title and author of the selection should be noted within the presentation.
7. 4-Her members 9 years of age or older receiving a purple ribbon are eligible to enter the State Fair. Poetry and Prose are exhibition only at the State Fair and will not be evaluated.

Classes:

- Class 1 – Junior Ages 7-9 Individual Presentation
- Class 2 – Intermediate Ages 10-13 Individual Presentation
- Class 3 – Senior Ages 14 and up Individual Presentation
- Class 4 – Team Presentation
- Class 5 – Poetry or Prose

PUBLIC PRESENTATION AWARDS – To Be Announced

Department – ENGINEERING & TECHNOLOGY

Check in:

Judging:

Co-Superintendents:

DIVISION 221 – AG MECHANICS WELDING

Check in:

Judging:

Co-Superintendents:

1. Each exhibitor may enter one exhibit per class. Exhibits must have been constructed or repaired during the current 4-H year. Those exhibits earning a purple ribbon will be eligible for the Kansas State Fair.
2. Wheeled exhibits must utilize a braking mechanism which prevents the exhibit from freely rolling while on display.
3. Exhibitors are responsible for providing sufficient braking or "chocks" for trailer exhibits to ensure that the exhibits do not move once positioned. If using a wheel "chocking" mechanism, the two individual blocks should be connected together as a pair of chocks, so they do not become separated. At least one pair of chocks should be placed on each side of the trailer to prevent movement.
4. For trailer exhibits the tongue of the trailer should have a locking mechanism (e.g. padlock) to prevent the trailer from being moved by unauthorized individuals while being displayed. A key for the locking mechanism should be left with the superintendent and labeled with the exhibitor's name, county, and phone number.
5. Each exhibit must be free-standing or sufficiently supported by an exhibitor supplied support system that is moveable and is part of the total demission's and weight of the exhibit as described previously. Exhibit boards should have a portable and moveable base. No exhibits may be staked to the ground for display.
6. Top heavy items should be braced or placed in a stand sufficient to prevent it from toppling over while on display.
7. Exhibits may not be bound, affixed, attached to the State Fair buildings, except by the superintendent, State Fair Staff, or State Fair Extension Staff.
8. Painting or spot painting is not allowed on projects after arrival on fairgrounds. If wet paint is detected by judges or superintendents one ribbon placing will be deducted.
9. Repair projects having adequate original finish need not be repainted.
10. Cutting surfaces, such as blades, are to have a protective covering over them to prevent injury. The covering should be easily removed and reinstalled for judging. Foam "pool noodles" and multiple layers of cardboard are acceptable.
11. Display cases for small exhibits are acceptable and must be easily opened so the item can be removed and examined as part of judging.

12. Exhibits that include weaponry of any kind will be disqualified. Weaponry is defined as any instrument, possession, or creation, physical and/or electrical that is intended to be used to inflict damage and/or harm to individuals, animal life, and/or property.
13. Trailers may be displayed outside.
14. If the exhibit is powered by flammable liquids (gas, propane, kerosene, etc.) the fuel tank and lines should be drained and allowed to dry, to avoid spills and potential fires.
15. Electric powered (battery, corded, solar, or alternative energy) should have a primary shutoff or disconnect switch.
16. If a safety violation is noted by the judges, superintendent, or other staff, the exhibitor's exhibit, at the judges' discretion, will receive a deduction in ribbon placement or a participation ribbon.
17. The exhibitor's name(s) and county or district must be tagged or labeled in a prominent location on the display.
18. Each exhibit must include an Ag Mechanics information packet. Entry of just a packet without an accompanying exhibit is not a sufficient exhibit.
19. Each exhibitor is required to complete the "4-H STEM Ag Mechanics Exhibit Information Form" **(name may change due to 2024 updates)** which is available at the Extension office or at www.STEM4KS.com. This form must be attached to the outside of a 10" x 13" manila envelope. Do not tie the envelope to the exhibit. All revisions of all forms previously released for the STEM division dated prior to current year are void for use and new forms must be obtained and used that are dated by the State 4-H Office for the current year.
20. Each exhibit information packet should include the following items: a. Bill of materials for the project with associated costs, scrap items used may be listed as having a \$0.00 cost. b. 1 to 5 pages of photos showing work on the exhibit, preferably from a beginning state to final or completed state. c. If appropriate schematics or working drawings relating to the creation or repair, this is not required for display boards. d. If appropriate operating instructions.
21. Additionally, exhibitors may create an optional video (not required) about their project showing its operation and the work they have done. This allows judges to get a better understanding of the exhibit and allows the youth the opportunity to fully demonstrate their exhibit. The video should be no longer than 8 minutes and should be placed on a USB drive.

Classes

Introductory – Level 1 (about 1 - 3 years' experience) - This level is designed for youth with little to no exposure in the project area so that they can gain an understanding of basic principles and methods in the given area.

- 5550 Welding Display Board. A 3' x 3' display board with different pieces of metal attached illustrating different types of welds, each weld being labeled.
- 5551 Level 1 Welding Ag Repair. Repair of ag equipment with welding.
- 5552 Level 1 Welding Ag Fabrication. Creation of new ag equipment with welding.
- 5553 Level 1 Welding General Repair. Repair of non-ag equipment with welding.
- 5554 Level 1 Welding General Fabrication. Creation of non-ag equipment with welding.

- 5555 Level 1 Welding Artistic Fabrication. Creation of artistic or interpretive pieces with welding.
- 5556 Level 1 Brazing Repair.
- 5557 Level 1 Brazing Fabrication.
- 5558 Smithing Display Board. A 3' x 3' display board with different pieces of forged metal attached illustrating different forms, each form being labeled.
- 5559 Level 1 Smithing. A design forged with at least one formed element (twists or spirals for example).

Experienced – Level 2 (about 4 - 6 years' experience) This level is designed for youth some experience in the project area allowing them to expand on common principles and methods in the given area.

- 5560 Level 2 Welding Ag Repair. Repair of ag equipment with welding.
- 5561 Level 2 Welding Ag Fabrication. Creation of new ag equipment with welding.
- 5562 Level 2 Welding General Repair. Repair of non-ag equipment with welding.
- 5563 Level 2 Welding General Fabrication. Creation of non-ag equipment with welding.
- 5564 Level 2 Welding Artistic Fabrication. Creation of artistic or interpretive pieces with welding.
- 5565 Level 2 Brazing Repair.
- 5566 Level 2 Brazing Fabrication.
- 5567 Level 2 Smithing. A design forged with at least two different formed elements (twists and spirals for example).

DIVISION 222 – BUILDING BLOCK ENGINEERING

Check in:

Judging:

Co-Superintendents:

1. Each exhibitor may enter one exhibit. Exhibits must have been constructed during the current 4-H year. The exhibit must have been selected at the county level for entry at the State Fair and received a purple. No more than 4 entries from our County may be entered in the Kansas State Fair.
2. Total exhibit dimensions may not exceed 2 feet high, by 2 feet wide, by 2 feet deep. **The minimum exhibit dimensions must be at least 6 inches wide and deep.**
3. All exhibits should be placed in a sturdy see through enclosure with a top, bottom, and 4 sides. A clear tub turned upside down with the exhibit placed on the lid would be an acceptable enclosure. **It may be desirable to place a cutting board or other hard**

surface between the lid and base plate of the exhibit to make it sturdy. This is to keep exhibit components from being “scattered to parts unknown” at the fair. The outer dimensions of the enclosure do not count towards the total exhibit dimensions but should not be excessive.

4. All components used in construction should be dust free, clean, free of chips, scuffs, or cracks. **Gaps or cracks should not be visible between assembled blocks unless they fit with the story, for example an earthquake.**
5. The primary building component should be interlocking blocks, commonly referred to by the brand name of Lego®
6. Other components can be integrated into dioramas to illustrate architectural aspects that may be difficult to convey with traditional interlocking blocks, for example marbles for small round objects.
7. The use of existing “store bought” sets for major architectural elements of the display is not allowed, use of figurines from sets is allowed as are using individual bricks to create something different than the architectural component of the set it came from. “Store bought” sets should be considered an arts and crafts entry. The intent of this is to ensure fairness among exhibitors and encourage maximum creativity instead of just following a set of plans.
8. **All dioramas should have a story, which is part of the information pack, that describes what is happening in the diorama; this can be as simple (the nursery rhyme “Jack and Jill” for example) or complex as needed to explain to someone looking at the exhibit what is happening.**
9. **Dioramas should be suitably complex and have multiple elements, for example, a camp site that has a log cabin, a tree fort, and a car.**
10. Architectural components should have a consistent look, walls and roofs that have with no pattern or consistency will be deducted one ribbon placing
11. Mechanical enhancements or motion elements that add motion to the diorama are acceptable and encouraged. If used judges should be able to use them and instructions should be provided for operation. For example, merry-go-rounds, doors, elevators, gears, marbles going down a channel, flapping wings, animatronics, etc. If included judges should be able to use them and instructions should be provided for operations either in the story or on a separate page
12. **Artistic designs, for example recreating paintings like the “Mona Lisa” or “Stary Nights” and structures like “David” are not permitted as exhibits and one ribbon placing should be deducted. These exhibits should be displayed in Visual Arts.**
19. The exhibitor’s name(s) and county or district must be tagged or labeled in a prominent location on the display, additionally; the display case should have the exhibitor’s information attached to it as well, as the top part of the case may be separated from the display
20. Each exhibit information packet should include the following items:
 - a) 1 to 5 pages of photos showing work on the exhibit, preferably from a beginning state to final or completed state, these help in determining where a part might go in case something comes loose.

- b) If appropriate operating instructions for mechanical portions of the diorama.
19. Each exhibitor is required to complete the "4-H STEM Architectural Block Construction Exhibit Information Form" **(name may change due to 2024 updates)** which is available through your local K-State Research and Extension office or at www.STEM4KS.com. This form must be attached to the outside of a 10" x 13" manila envelope. Do not tie the envelope to the exhibit. All revisions of forms previously released for the STEM division, dated prior to the current year are void for use and new forms must be used that are dated by the Kansas State 4-H office for the current year.

Classes:

- **Class 1 – Junior 7 – 9 years old**
 - **Interlocking brick diorama built from scratch**
- **Class 2 – Intermediate 10 – 13 years old**
 - **Interlocking brick diorama built from scratch**
- **Class 3 – Senior – 14 – 18 years old**
 - **Advanced interlocking brick diorama built from scratch**

DIVISION 223 – ELECTRIC & RENEWABLE ENERGY

Check in:

Judging:

Co-Superintendents:

1. Each exhibitor may enter no more than three items.
2. Label each item, giving owner's name, club and name of article. Also indicate on label, whether "original construction" or "kit assembly". Label placed with masking tape or tied to exhibit is preferred.
3. All exhibits must be operable.
4. No hand-dipped solder may be used on exhibits.
5. Articles that have been in use should be cleaned for exhibit.
6. Exhibits may consist of any of the following:
 - a. AC projects such as household wiring, indoor lighting, outdoor wiring, shop lighting, extension cords, trouble lights, AC demonstration projects.
 - b. DC demonstration projects, motors, fans, heaters, blowers. All DC projects must include batteries supplied by the 4-H/FFA member.
 - c. Electronic kits or original projects. Must include plans for kits or original project. Judge should have access to examine the quality of wiring.
 - d. Educational Displays and Exhibits using a maximum tri-fold size display.
 - e. Small Engines which involve engines smaller than 20 horsepower and would be a display, poster or rebuilt small engine (Engine should contain no fuel in tank or carburetor).

- f. Alternative Energy (a source of energy derived from a natural source, such as the sun, geothermal, wind, tides or waves) and could include displays or experiments.

See State Fair Rules for more information.

Classes:

- Class 1 – Junior – ages 7-9
- Class 2 – Intermediate – ages 10 to 13
- Class 3 – Senior – ages 14-18

DIVISION 224 – ROBOTICS

1. Each exhibitor may enter three robots constructed during the current year. Only one robot may be entered in each class.
2. Each entry must be accompanied by a card containing member's name, club, and number of years in the robotics project.
3. Each exhibitor is required to complete the "4-H STEM Robotics Exhibit Information Form" **(name may change due to 2024 updates)** which is available at <https://www.kansas4-h.org/events-activities/fairs/kansas-state-fair> or by going to www.stem4ks.com. This form must be attached to the outside of a 10" x 13" manila envelope. All revisions of all forms previously released for the STEM division either undated or dated prior to current year are void for use and new forms must be obtained and used that are dated by the State 4-H Office for the current year.
4. The exhibit must include written instructions for operation (the instructions should be written as if they were to tell a grandparent or elderly person how to operate the robot), construction plans, and one to three pages of project photographs. For robots that can be programmed, robot programming information must be included, this information should be placed inside the 10" x 13" manila envelope mentioned above. Robot programming information can be, but not limited to, source code, block diagrams, screen captures of the coding window, and other images that show the programming logic used. The exhibitor may enter their electronic project listed under the energy management program if the exhibitor so chooses.
5. Each robot must be free-standing, without the need for additional supports in order to be moved or exhibited. Each exhibit must include a robot; information packets are not a sufficient exhibit. In judging entries, the display method will NOT be considered. Judging will be based on the operation and the explanations of the functions of the robot.
6. Robots must have automated articulated structures (arms, wheels, grippers, etc.).
7. Each exhibitor must be able to demonstrate how the robot operates and explain what is occurring with the robot and why.
8. Robot dimensions should not exceed 2 feet high, by 2 feet wide, by 2 feet deep. Weight may not exceed 15 pounds. If displayed in a case (not required or encouraged) the outside case dimensions may not be more than 26 inches in height,

9. Materials including but not limited to obstacles, spare batteries, and mats for testing the robot may be placed in a separate container, which is not included in the robots' dimensions, that container may not be larger than 576 cubic inches as measured along the outside of the container. (Examples: 4"X4"X36" or 4"X8"X18" or 6"X6"X16) The container, if used, and/or any large objects (such as mats or obstacles) should be labeled with the exhibitor's name(s) and county or district.
10. All electric components of the robot must be adequately covered or concealed with a protective enclosure. Paper is NOT considered an adequate enclosure or covering for electrical components.
11. Robots must be powered by an electrical, battery, water, or solar source only. Robots powered by fossil fuels/flammable liquids will be disqualified. All robots must include an on/off switch for operation. Robots that include weaponry of any kind will be disqualified. Weaponry is defined as any instrument, possession or creation, physical and/or electrical that could be used to inflict damage and/or harm to individuals, animal life, and/or property.
12. Remote controlled robots are allowed under certain conditions provided that the robot is not drivable. Remote controlled cars, boats, planes and/or action figures, etc. are not allowed.
13. See State Fair Rules for more information.

Classes:

Novice – One to Two Years in Robotics Project

- Class 1 - Robot made from a commercial (purchased) kit
- Class 2 - Robot designed and constructed by exhibitor. The robot must not be a mere modification of an existing robot kit or plan
- Class 3 - Programmable robot made from a commercial (purchased) kit
- Class 4 - Junk Drawer Robotics-based curriculum robot
- Class 5 - Robot designed and constructed by exhibitor or one from a commercial kit, that is operated by a remote-controlled device

Intermediate – Three to Four Years in Robotics Project

- Class 6 - Robot made from a commercial (purchased) kit
- Class 7 - Robot designed and constructed by exhibitor. The robot must not be a mere modification of an existing robot kit or plan
- Class 8 - Programmable robot made from a commercial (purchased) kit
- Class 9 - Junk Drawer Robotics-based curriculum robot
- Class 10 - Robot designed and constructed by exhibitor or one from a commercial kit, that is operated by a remote-controlled device.

Professional – Five or More Years in Robotics Project

- Class 11 - Robot made from a commercial (purchased) kit
- Class 12 - Robot designed and constructed by exhibitor. The robot must not be a mere modification of an existing robot kit or plan
- Class 13 - Programmable robot made from a commercial (purchased) kit
- Class 14 - Junk Drawer Robotics-based curriculum robot

- Class 15 - Robot designed and constructed by exhibitor or one from a commercial kit, that is operated by a remote-controlled device

ROBOTICS SPECIAL AWARD – To Be Announced

DIVISION 225 – AEROSPACE/ROCKETRY

Check in:

Judging:

Co-Superintendents:

1. Each exhibitor may enter two rockets constructed during the current year. If two rockets are entered, one rocket must be entered as a "kit" and the second rocket must be entered as a "designed by exhibitor" rocket. The rocket must have been flown (see Rule #9). Each rocket exhibited must be able to stand freely by itself or be supported on a base not to exceed 4 1/4" thick x 8" square for small and medium size rockets. Support rods must not extend past the tip of the nose cone and support rods must remain in the upright position. DO NOT ANGLE. (Do not submit on a launch pad). Rockets greater than 4 feet tall can be displayed without a base or displayed parallel to the ground with up to 2 notched blocks not to exceed 4" in width and depth. Launch pads not acceptable to use as bases. In judging entries, the display method will NOT be considered. Judging WILL be based on quality of workmanship, and quality of finish.
2. Each exhibitor is required to complete the "4-H STEM Rocketry Exhibit Information Form" **(name may change due to 2024 updates)** which is available at the Butler County Extension Office. The report that accompanies the rocket must be limited to this form which is glued to a 10" x 13" envelope. Plans (or a photocopy) must be placed inside the envelope. This includes original design rockets. If a rocket kit has been modified structurally, notations need to be given indicating the changes made. One or more photographs of the rocket at the launch site are required. Photographs showing the rocket at the moment of ignition are preferred. Photographs should be mounted on one side of 8 1/2" x 11" page.
3. Engines and ignitor are not permitted with the exhibit.
4. Angles of the fins must fall with a plus or minus 2 degrees' variation.
5. Exhibit must be uniformly painted, smoothly finished, have decals applied smoothly, and be properly assembled according to accompanying plans.
6. Beginner kits with prefabricated fin assemblies and pre-finished rockets requiring no painting are NOT acceptable.
7. Exhibitors who exhibit a rocket using a size E engine or larger will be required to provide National Association of Rocketry (NAR) membership number on the exhibit information sheet.
8. Rocket is a high-power rocket if it used an "H" engine or larger to launch. The total impulse of all engines used in the rocket is greater than 20.01 Newton-seconds of thrust.

9. If a burn ban is in effect for Butler County, exhibitors are not required to launch their rocket(s) before being exhibited at the fair. All requirements for the launching of rockets and the documenting of the launching are suspended for the duration of the ban.
10. Exhibits that meet the above guidelines MAY NOT meet the qualifications for the Kansas State Fair. Exhibitors may get a copy of the State Fair guidelines from the Butler County Extension Office. You may go to the State Fair 4-H Handbook on the Kansas State Fair website link: <http://www.kansas4-h.org/events-activities/fairs/kansas-state-fair/index.html>

Classes:

- Class 1 – Scale model rocket, made from kit, includes plans
- Class 2 – Rocket (kit or original) exhibitors 9 years and under
- Class 3 – Rocket made from kit, exhibitors 10-13 years of age
- Class 4 – Rocket made from original materials, (no kit parts) 10-13 years of age
- Class 5 – Rocket made from kit, exhibitor 14 years and older
- Class 6 – Rocket from original materials (no kit parts) 14 years and older
- Class 7 – Rocket designed by 2 or more exhibitors, not merely modification of an existing kit rocket – include original plans at check-in. (Not eligible for special awards).

STEM: ROCKETRY SPECIAL AWARDS – To Be Announced

DIVISION 226 – UNCREWED AIRCRAFT SYSTEMS

Check in:

Judging:

Co-Superintendents:

1. Each exhibitor may enter one exhibit per class.
2. The information that accompanies the UAS must be limited to the 4-H STEM Exhibit Information Form **(name may change due to 2024 updates)** which is affixed to a 10" x 13" envelope. This envelope should NOT be attached to the UAS. This may be downloaded from www.stem4ks.com. Any UAS exhibit not including this completed envelope will receive a lower ribbon. All revisions of forms previously released for the STEM division dated prior to current year are void for use and new forms must be obtained and used that are dated by the Kansas State 4-H Office for the current year.
3. Exhibitor's name, club, age, and years(s) in project must be tagged or labeled in a prominent location on the exhibit.
4. **Uncrewed Aircraft Systems** that include or depict weaponry of any kind will be disqualified.

Classes:

Junior: 9-13 years' old

- Class 1 – **Uncrewed Aircraft System** designed and constructed by exhibitor that is operated by a remote-controlled device.
The UAS must not be a mere modification of an existing kit or plan. You may not exhibit a UAS that is purchased off the shelf in this class.
- Class 2 - Practical application of an **Uncrewed Aircraft System** constructed from a commercial (purchased) kit.
This includes the UAS, plus one or more of the following: video, notebook, poster, display board, etc. This class is separate from educational exhibits. A tangible use would be mapping Russian olive trees, eroded soils, and bindweed in fields, etc. There are also many other non-agricultural UAS uses that would be appropriate for this class.

Senior: 14 years and older

- Class 3 – **Uncrewed Aircraft Systems** designed and constructed by exhibitor that is operated by a remote-controlled device.
The UAS must not be a mere modification of an existing kit or plan. You may not exhibit a UAS that is purchased off the shelf in this class.
- Class 4 - Practical application of an **Uncrewed Aircraft System** constructed from a commercial (purchased) kit.
This includes the UAS, plus one or more of the following: video, notebook, poster, display board, etc. This class is separate from educational exhibits. A tangible use would be mapping Russian olive trees, eroded soils, and bindweed in fields, etc. There are also many other non-agricultural UAS uses that would be appropriate for this class.



Department – VISUAL ARTS

Check in:

Judging:

Superintendent:

Assistant Superintendents:

1. Refer back to the General guidelines as it pertains to copyright and branded material.
2. To exhibit, a member must be enrolled in Visual Arts or Visual Arts: General Arts and Crafts
3. Each 4-Her will be allowed a total of 6 entries.
4. JUNIORS ONLY – may exhibit a plastic model kit and paint by numbers.
5. Combining parts of different patterns (pictures, photographs, images from the internet or a magazine) with the member's own ideas can result in an original design, but simply changing the color, pattern, and/or size of a pattern does not make the design original. If you create a replica of what you see somewhere else (i.e. Pinterest), it is not your original design. If a photo, sketch, or other idea source was used, submit it with your entry, firmly attached to your exhibit.
6. No boxes can be stored in the building.
7. Ceramic articles must be made by the exhibitor and can be clay or greenware items.
8. EXHIBITS MUST BE LABELED WITH NAME, AGE, CLUB, YEARS IN CRAFT WORK AND YEARS IN CLASS ON THE BACK SIDE OR BOTTOM OF THE EXHIBIT.
9. It is suggested that sketching be covered in plastic.
10. Exhibits may include: sketching, painting, drawing, sculpture, carvings, ceramics, taxidermy, leathercraft and other creative arts.
11. All sketching's, paintings, drawings, canvas, or other exhibits which need to be hung, **MUST** have the appropriate saw tooth hanger, rod, wire, or other mechanism attached in order to be properly displayed. The saw tooth hangers must be screwed or nailed in.
12. Leather craft projects must use the following guidelines:
 - a. Limited to a total of 6 entries (this is separate of the arts and crafts entries)
 - b. Bring original designs and include your patterns
 - c. Bring all leather projects in a see-through plastic bag
 - d. Exhibits may be stamped, braided, tooled or another leathercraft article.
13. The exhibitor may attach a 4" x 6" card with any information which the exhibitor thinks would be helpful for the judge to know.
14. One (1) entry from the following 5 areas will be selected **by the judges** to participate in the Kansas State Fair competition: Fine Arts, Clay & Ceramics, Leather & Jewelry, Three Dimensional, and General Crafts. These will be selected from projects receiving purple ribbons during the judging. Youth ages must fall within the Kansas State Fair age

participation requirement (9 and older). **The 5 qualifying exhibitors will be notified following Fair by the Extension Office.**

- a. See Kansas State Fair rules for the 5 category definitions. <https://www.kansas4-h.org/events-activities/fairs/kansas-state-fair/index.html>

15. Exhibits must be of manageable size and easily transported and displayed by 1 person to be State Fair eligible. Large Art items will not be accepted by the Kansas State Fair 4-H Division.

16. All divisions will have Junior, Intermediate and Senior age classes unless otherwise noted.

DIVISION 227 - CLAY AND CERAMICS

Any original item made of clay; may be fired or unfired, hand formed, or thrown on a wheel. Self-hardening, fire/oven-cured, and or corn-starched clays are acceptable. Items can include, but are not limited to, clay statues, bowls, etc.

DIVISION 228 - FINE ARTS

Oil, chalk, charcoal, dyes, pastels, pencil, ink, acrylic, or water color on canvas, canvas board, paper, wood, metal, or textiles, framed as a picture, prepared for hanging. Stretched canvas arts on a wooden frame is considered prepared for hanging provided that frame has a hanger.

DIVISION 229 - LEATHER AND JEWELRY

Any leather stamping, carving, tooling, lacing, or stitching piece, or any jewelry piece made from any medium are acceptable exhibits.

DIVISION 230 - THREE-DIMENSIONAL

The piece must be observable on at least three sides and should be either free-standing or prepared to be hung. Craft and preformed or assembled projects are not acceptable.

DIVISION 231 - GENERAL CRAFTS

This category incorporates miscellaneous pieces that do not correspond to the 4, above mentioned categories.

DIVISION 23X – RECYCLED ART – COUNTY COMPETITION ONLY

- 1) Entries must use 100% recycled, recovered or found content with the exception of paints, dyes, adhesives, canvas, and mounting hardware.
- 2) Entries may use any recycled material as art medium, with the exception of soiled trash, food waste, or hazardous materials.
- 3) Examples of permissible recyclable materials are plastics, cardboard, aluminum cans, metals, paper, newspaper, magazines, electronics, clothing, rubber, tires, etc.
- 4) Three-dimensional art must be free-standing, ready for display, and sturdy enough to move.
- 5) Art cannot present a safety hazard while on display. Entries that are not able to free-stand, are falling apart, etc. will be handled at the discretion of the superintendent.
- 6) One art entry allowed per participant.
- 7) All ages will compete in one division.

VISUAL ARTS – ARTS & CRAFTS SPECIAL AWARDS – To Be Announced

Department – WOODWORKING

DIVISION 232 – WOODWORKING

Check in:

Judging:

Superintendent:

1. A club/chapter member may make not more than two entries in their respective age division. They may also be on one (1) team and do 1 team entry in addition to their respective age division entries.
2. EACH ARTICLE EXHIBITED MUST BE ACCOMPANIED BY THE PLAN, BLUE PRINT, OR WORKING DRAWING USED FOR CONSTRUCTION. Please note: a set of step-by-step instructions is not a plan. Missing or insufficient plans will be lowered 1 ribbon placing. Plans are not required for repaired or refinished furniture, but a brief explanation of the work completed must be attached to the exhibit.
3. Label each article showing intended use. Designate on the entry if the article is original or kit-construction.
4. Label each article giving owner's name, club and name of article. Label placed with masking tape, or tied to exhibit, is preferred.
5. In judging woodwork articles, consideration will be given to:
 - a. Usefulness
 - b. Choice of wood
 - c. Design
 - d. Suitability and quality of finish
 - e. Workmanship
6. Woodworking exhibits consist of woodwork article for farm and shop use, lawn furniture, household furniture, other woodwork articles such as a birdhouse, breadboard, doorstop, etc., piece of repaired and refinished furniture or any article made from a kit.

Classes:

- Class 1 – Junior – ages 7-9
- Class 2 – Intermediate – ages 10 to 13
- Class 3 – Senior – ages 14-18
- Class 4 – Team or group woodworking project – This class may be entered by any team of two or more woodworking project members. A 4-Her may be on only one team. The team entry may be made in addition to individual entries. This class will be excluded from special awards.

WOODWORK SPECIAL AWARDS – To Be Announced



DEPARTMENT – 4-H CLOVERBUDS

(Must be 5 or 6 years of age AND enrolled as a Cloverbud)

****No Pre-Entry required for Cloverbuds – EXCEPT for Fashion Revue****

Check-In and Sharing:

Superintendent: Joanna Hadley & Deb Johnson

Assistant Superintendent: 4-H Ambassadors

1. Must be enrolled as a Cloverbud by May 1 to exhibit. Cloverbuds must be age 5 or 6 by January 1 of the current year to participate in this program.
2. Cloverbuds may exhibit age appropriate activity related items from their 4-H Cloverbud experiences. **NO animal projects permitted per 4-H Policy's.**
3. Cloverbuds may showcase a product, poster, or notebook for the display.
4. A Cloverbud may showcase a maximum of 5 items.
5. Cloverbuds will receive participation ribbons only, no premiums, and will not be judged.
6. Cloverbuds may participate in the Fashion Revue **but must follow Fashion Revue rules and also pre-enter.**
7. **All other Cloverbud projects can participate in Cloverbud show and share only.**

*NOTE: Special Cloverbud entry cards will be available during the **Fair at their check-in.** Do not use the entry cards used for 4-H or Open Class exhibits at the fair.

JUDGING CONTESTS

All club/**chapter** members are eligible to compete in each contest for individual honors, and entry may be made at time of contest. No pre-entry required. The top four **4-H** individuals in the Intermediate and Senior divisions of the FCS Consumer Skills and Photography Judging contests will be invited to participate on the Butler County **4-H** team at the State Fair. Should any of the top four decline, other **4-H** contestants will be invited in order of placement

The following judging contests will be divided by the following age divisions:

- **Junior – 7 - 9**
- **Intermediate – 10 – 13**
- **Senior – 14 & Over**

FCS CONSUMER SKILLS JUDGING EVENT

CONTEST:

SUPERINTENDENT: Bonnie Brewer, FCS Agent

HORTICULTURE JUDGING CONTEST

CONTEST:

SUPERINTENDENT: Calla Edwards, Horticulture Agent

LIVESTOCK JUDGING CONTEST

Reasons and questions will be possible

CONTEST:

SUPERINTENDENT: Charlene Miller, Ag Agent

ASSISTANT SUPERINTENDENT:

PHOTOGRAPHY JUDGING CONTEST

CONTEST:

SUPERINTENDENT:

CHALLENGE OF CHAMPIONS

CONTEST: (Ages 16 to 19)
(Open to Ages 7 to 15)

CO-SUPERINTENDENTS:

1. 4-H & FFA Members, 16 to 19 years of age may participate. At 3:00 PM, the contest will be open to those 7-15 years of age (Junior group). No awards will be given to the junior group. It will be for educational only.

2. No contestant will be allowed to have books or notes, phones or electronics during the contest.
3. While the contest is in session there shall be no communication among contestants.
4. The first-place contestant qualifies to participate at the Kansas State Fair for the Challenge of Champions Contest.

Potential Format of Contest (may be subject to change)

1. Written test with questions concerning total agricultural/livestock industry, farm equipment, farm management and general agriculture
2. Identification of livestock equipment
3. Identify breeds of beef cattle, dairy, sheep, hogs and goats
4. Identification of concentrate and/or roughage
5. Identification of different retail cuts of meat
6. Identification of common crops (either plant or seed)
7. Identification of common weeds
8. Possible interview on agricultural current event topics, or general agriculture

Determination of ratings: Individual ranking shall be determined by total points of each contestant.

CHALLENGE OF CHAMPION SPECIAL AWARD – To Be Announced