


Sew it



Grow it



Show it



Butler County Fair
July 20-24, 2023

2023 Front Cover Winner – Cora Brackenridge, North Butler
2023 Back Cover Winner - Allison Holliday – Benton Busy Bees

Cash Award sponsored by Mike and Janet Roths



Butler County 4-H Clubs

Benton Busy Bees
Cassoday Boosters
El Dorado Boosters
Flint Hills
Hickory Helpers
Lily Lake
North Butler
Purple Heart
Towanda Rustlers
Shooting Sports



FFA Chapters

Bluestem
Flint Hills



PK Industrial



PROUDLY SERVING WICHITA AND THE SURROUNDING AREA

ANDY & LACEY MILLER
PHONE: 316-209-3390
WEBSITE: WWW.A-MTREESERVICE.COM
EMAIL: A_MTREESERVICE@YAHOO.COM



www.facebook.com/aandntreeservice

SERVICES THAT WE PROVIDE

TREE REMOVAL
TREE TRIMMING
STUMP GRINDING
SNOW REMOVAL



FREE
ESTIMATES



**AUGUSTA
SAW & MOWER**

JOE GRABER, Owner
Sales & Service

634 State St.
Augusta, KS 67010-1110
(316) 775-3855 ^{ph}
(316) 775-1456 ^{fax}





Est. 1869

Fulton Valley Farms

TOWANDA, KANSAS



RYAN BRIDWELL



**FARM BUREAU
FINANCIAL SERVICES**

It's your future. Let's protect it.™

Hizey Service & Supply, Inc.

OIL & GAS INDUSTRY
INDUSTRIAL – PLUMBING – FENCING

(316) 775-5496

5457 SW 100th • Augusta, KS 67010
www.hizeyserviceandsupply.com

Mike Kiser
hizeypipeguy@yahoo.com

Mitch Kiser
mitchkiser@gmail.com



**HEADLEY
FUNERAL CHAPEL**

Clint & Cherie Headley ~ OWNERS

813 State Street
Augusta, Kansas 67010

(316) 775-7778
Fax (316) 775-7719

"Blessed are those who mourn, for they shall be comforted." Mt. 5:4



**WE
Believe**

in our Youth - our future.

Augusta | El Dorado | Newton










Youth Checking

WhiteEagleCU.com

An Anonymous Donor

**BUTLER COUNTY FAIR ASSOCIATION
ELDORADO, KANSAS**

President – Mike Roths
Vice-President -
Secretary - Kathleen Wooderson
Treasurer – Kira Gresham
Executive Member-at-large – Noah McLaughlin

DIRECTORS

Augusta Township – Kira Gresham
Benton Township - Mike Roths
Bloomington Township
Bruno Township
Chelsea Township
Clay Township
Clifford Township – Noah McLaughlin
Douglass Township
Eldorado Township - Tony Borg
Fairmount Township
Fairview Township - Della Cooper
Glencoe Township – Jacob Cooper
Hickory Township
Lincoln Township - Terry Lowmaster
Little Walnut Township
Logan Township - Connie Chilcott
Milton Township - Theresa Toews
Murdock Township - Kathy Wooderson
Pleasant Township - Cari Barlett
Plum Grove Township
Prospect Township
Richland Township – Jennifer Johnson-Ikner
Rock Creek Township
Rosalia Township - Myron Willhite
Spring Township - Jeremy Nelson
Sycamore Township - Les Stalnaker
Towanda Township
Union Township – Amanda Hebb
Walnut Township – Kathy McClure

Members-at-Large

Dereck Chilcott
Ann Harvey
Jarrod Hebb
Trevor Johnson
Lori McCune
Chris Vanderford

4-H Council Representatives

River Horner
Harley McLaughlin

BOARD OF COUNTY COMMISSIONERS

Jeff Masterson	Marc Murphy	Kelly Herzet
Darren Jackson		Dan Woydziak

The Board of County Commissioners of Butler County has provided funds to be used to pay premiums awarded at the Butler County Fair.

2022 Volunteer of the Year Award



Carla Varner

The 2022 Volunteer of the Year Award recipient was Carla Varner. This award is sponsored by the Butler County Commissioners to recognize persons who have devoted much time to the betterment of the 4-H fair in Butler County, as well as the 4-H Program.

Carla's 4-H involvement began at a young age as a member of the Unique Rustlers in Kiowa County. Her family was active within their county 4-H program and that naturally transferred to Carla's own family. Along with her husband, Calvin, they raised three daughters that have been life-long members of 4-H. They see the value in 4-H and continue to support the program. Her and her family have so many good memories and friendships tied to 4-H.

Carla is a community leader for the Towanda Rustlers. She enjoys helping create an environment that encourages the 4-H members to be active and grow in their projects and confidence every year. Serving on committees in Butler County 4-H, assisting with activities at the Butler County Fair, and teaming with the 4-H Professional Development Committee (PDC) are a few ways.

Carla enjoys supporting the youth of Butler County. She believes in growing leaders in our county and assisting them in any way she can!

Thank you, Carla, for all you have done and continue to do for the Butler County 4-H Program. Congratulations!

Index

MEDALLION HUNT.....	7
SCHEDULE	8
SECTION I – 4-H/FFA GENERAL RULES.....	10
GRIEVANCE PROCESS	11
KANSAS FFA CODE OF CONDUCT	12
KANSAS 4-H CODE OF CONDUCT	12
SECTION II – ANIMAL ELIGIBILITY REQUIREMENTS	13
LIVESTOCK HEALTH REQUIREMENTS	13
LIVESTOCK /ANIMALS RULES AND REGULATIONS	14
4-H/FFA ANIMAL DEPARTMENTS	15
BUCKET CALF	16
BEEF	17
CARCASS CONTEST	18
DAIRY CATTLE	19
DAIRY GOATS.....	20
HORSE	22
MEAT GOATS	24
PIGEON	26
POULTRY	26
RABBIT	27
SHEEP	29
SWINE	30
HERDSMANSHIP	32
ROUND ROBIN	33
4-H/FFA STATIC DEPARTMENTS.....	34
CLOTHING CONSTRUCTION.....	34
FASHION REVUE	35
CLUB/CHAPTER BANNERS	37
EDUCATIONAL EXHIBITS	38
ENTOMOLOGY	39
FIBER ARTS.....	42
CROCHET	43
KNITTING	43
FOODS.....	44
FOOD AUCTION.....	47
FOOD PRESERVATION.....	47
GEOLOGY AND LAPIDARY	49
PHOTOGRAPHY	50
PLANT SCIENCE – FLORICULTURE	54
PLANT SCIENCE – HORTICULTURE	54

PUBLIC PRESENTATIONS	55
STEM: AG MECHANICS	56
STEM: ARCHITECTURE BLOCK CONSTRUCTION	58
STEM: ENERGY MANAGEMENT	60
STEM: ROBOTICS	60
STEM: ROCKETRY	62
STEM: UNMANNED AERIAL SYSTEMS	63
VISUAL ARTS	64
LEATHERCRAFT	65
WOODWORKING	66
CLOVERBUDS	67
JUDGING CONTESTS AND OTHER EVENTS.....	67
SECTION III - LIVESTOCK/PROJECT AUCTION	68
SECTION IV – OVERNIGHT STAY ON FAIRGROUNDS	70
SECTION V – OPEN CLASS DIVISIONS.....	71
GENERAL RULES	71
CROCHET AND KNITTING.....	71
FIBER ARTS.....	72
QUILTS	72
FOODS.....	73
FOOD PRESERVATION.....	74
HAY, WHEAT, OTHER CROPS	75
METALS	77
JUNK IN A BUCKET	77
PHOTOGRAPHY	78
FLORICULTURE	79
HORTICULTURE.....	79
VISUAL ARTS.....	80



MEDALLION HUNT

COME ONE; COME ALL TO THE GREATEST SEARCH OF THEM ALL!

THE BUTLER COUNTY FAIR MEDALLION HUNT IS OPEN TO ALL 4-HERS THAT ARE ENROLLED AT THE TIME OF FAIR. CLUES WILL BE POSTED IN THE BUILDING DAILY AND FAIR GOERS ARE ENCOURAGED TO ENJOY THE HUNT! THE MEDALLION CAN BE FOUND BY THE CRAFTIEST OF HUNTERS SOMEWHERE UPON THE FAIRGROUNDS. NO DESTRUCTION IS NEEDED, THE MEDALLION CAN BEEN FOUND WHERE IT CAN BE SEEN.

WHEN THE MEDALLION IS FOUND, THE LUCKIEST OF HUNTERS WILL WIN THE \$100 CASH PRIZE ONCE THE MEDALLION IS SHOWN TO THOSE IN THE EXTENSION OFFICE AND A THANK YOU NOTE IS WRITTEN. A THANK YOU NOTE WILL BE AVAILABLE IN THE EXTENSION OFFICE IF YOU DO NOT HAVE YOUR OWN.

The Medallion Hunt is sponsored by The Evans Family

BUTLER COUNTY FAIR SCHEDULE
****ALL PROJECTS REQUIRE PRE-ENTRY BY JUNE 23, 2023****
****PRE-ENTRY INFORMATION WILL BE SENT OUT****

Thursday, July 6 6:30 PM	Superintendents Meeting For all superintendents and assistants
Saturday, July 8 Location: 7:30 AM 8:00 AM 8:30 AM 9:15 to 9:45 AM 1:30 PM	Fashion Revue El Dorado Performing Arts Center Check-in starts Constructed modeling starts followed by call-backs Buymanship modeling begins Clothing Construction judging begins Public Fashion Revue
Saturday, July 8 Location: 5:00 to 5:30 PM 6:00 PM	Horse Show Three Wooden Crosses Arena Check-in Horse ID Horse Show begins
Thursday, July 20 8:00 AM 10:00 AM to 8:00 PM 6:00 to 8:00 PM 6:00 to 8:00 PM 6:00 to 8:00 PM 6:00 to 8:00 PM 6:00 to 8:00 PM	 Fair Set-up, 4-H Fairgrounds Tack and Equipment brought in after setup Check-in Campers Check-in Open Class Metals & "Junk in a Bucket" Check-in Open Class Wheat Check-in Beef Cattle, Bucket Calves, Dairy Cattle, Dairy Goats, Breeding Ewes, Poultry, and Rabbits Check-in and weigh-in Swine, Meat Goats, Dairy Goat Market Wethers, & Market Sheep Check-in Club/Chapter Banners
No Swine, Sheep, Meat Goats, Dairy Goats, Beef Cattle, or Bucket Calves will be allowed to enter the barns without an inspection by a fair veterinarian.	
Friday, July 21 8:00 AM 9:00 AM 10:00 to 11:00 AM 10:00 AM 10:00 AM 10:00 AM to NOON 10:00 AM 11:00 to NOON 12:00 NOON 1:00 to 3:00 PM 1:00 to 3:00 PM 1:00 PM 1:00 PM 1:00 PM 1:00 PM 1:00 PM	 4-H/FFA Foods & Nutrition & Food Preservation Judging begins as scheduled Dairy Goat Show Dairy Cattle Show immediately following Dairy Goats Check-in Open Class Foods & Food Preservation Open Class Foods Judging begins, followed by Open Class Foods Silent Auction (Silent Auction begins following judging and ends prior to start of 4-H Food Auction) Check-in and Judging of Woodworking Check in Open Class Photography Judging of 4-H/FFA Photography begins as scheduled Judging of Open Class Photography following 4-H/FFA judging Weigh-in Beef Weigh-in Bucket Calves Check-in and Judging of 4-H/FFA Floriculture and Horticulture followed by Open Class Floriculture and Horticulture Check-in and Judging of Open Class Crops & Hay Judging of Wheat Judging of Open Class Metals & "Junk in a Bucket" Check-in and Judging of Rocketry, followed by Robotics and Unmanned Aerial Systems Check-in and Judging of Ag Mechanics Check-in and Judging of Architectural Block Construction

BUTLER COUNTY FAIR SCHEDULE

Friday, July 21

1:00 PM	Check-in and Judging of Energy Management
1:00 PM	Check-in and Judging of Entomology/Geology (Geology, immediately following Entomology)
1:00 PM	Check-in and Judging of Educational Notebooks, Posters, and Displays
1:30 PM	Judging of Banners (immediately following Educational Notebooks and Displays)
2:00 to 4:00 PM	Check-in Clothing Construction and Fashion Revue
4:00 PM	Judging of Meat Goats - Breeding, Showmanship and Market Meat Goats
6:00 PM	Ice Cream sponsored by ICI Insurance
6:00 PM	Judging of Sheep – Breeding, Showmanship and Market Sheep
6:30 PM	4-H FOOD AUCTION

Saturday, July 22

8:00 AM	Judging of Swine – Breeding Gilts, Showmanship, and Market Swine
8:00 AM	Judging of 4-H/FFA Rabbits
10:00 AM	Check-in and Judging of Leathercraft
11:00 AM	Check-in and judging begins for 4-H/FFA Visual Arts as scheduled followed by Open Class Visual Arts
11:00 AM	Judging of Bucket Calves
11:00 AM	Sign-up for Barnyard Olympics in 4-H Building
11:00 AM to NOON	Cloverbuds “Show and Share”
12:00 PM	Check-in and judging of 4-H/FFA Fiber Arts (including Crochet & Knitting) as scheduled, followed by Open Class Judging of Fiber Arts, Crochet & Knitting and Quilts
6:00 PM	Judging of Breeding Beef, Showmanship, and Market Beef
9:00 PM	Movie Night following Beef Show (by Rabbit Barn – bring blanket or lawn chair)

Sunday, July 23

7:30 AM	Sunday Fun Day Pancake Breakfast Sponsored by Butler County Farm Bureau and Mid-Kansas Co-Op
8:15 AM	Church Service in the Livestock Arena (No Livestock Activities during this time)
10:00 AM	Judging of 4-H/FFA Poultry and Pigeons
10:00 AM	Deadline for making entries for the Livestock/Project Auction
11:00 AM	4-H/FFA Presentations Demonstrations, Illustrated Talks, Project Talks and Poetry or Prose
11:00 AM	Check-in for Barnyard Olympics in Livestock Arena
11:30 AM to 12:30 PM	Barnyard Olympics in Livestock Arena
11:00 AM to 3:00 PM	Sunday Fun Day: Virtual Reality Roller Coaster
1:00 to 3:00 PM	Horticulture Judging Contest
1:00 to 3:00 PM	FCS Consumer Skills Judging Event
1:00 to 3:00 PM	Photography Judging Contest
1:00 to 3:00 PM	Challenge of Champions
5:00 PM	Celebrity Goat Milking in Livestock Arena
6:00 PM	4-H Bucket Calf Costume Class
7:00 PM	Round Robin Showmanship Contest

Monday, July 24

7:30 to 8:00 AM	Registration for Livestock Judging Contest at Livestock Arena
8:15 AM	Livestock Judging Contest
11:30 AM to 4:00 PM	Set-up Livestock Arena for Livestock/Project Sale (all Exhibitors should help)
5:30 to 7:00 PM	“Friends of 4-H” Supper sponsored by Commerce Bank & 4-H Council Ice Cream Sponsored by Emprise Bank Watermelon sponsored by Farm Credit

6:00 PM Parade of Champions – honoring all division winners at the fair
 6:30 PM Awards Presentation
 7:00 PM **LIVESTOCK/PROJECT AUCTION** – Order of Sale will be Swine, Meat Goats, Dairy Goat Market Wethers, Sheep and Beef (Static Projects and Rabbits will be included throughout the auction)
 Clean-up of Livestock Arena following Livestock/Project Auction
 9:00 PM Dance (to follow auction in Livestock Arena)

Tuesday, July 25

7:00 AM Release of all Static Exhibits & Livestock Animals
 Clean-up Livestock pens and buildings

Checks for the Livestock/Project Auction will be available to the 4-H/FFA member after buyer's ribbons are picked up and a signed buyer's card or statement has been returned to the Extension Office and as soon as all data for animals has been received back from packers. Checks must be cashed within 60 days, or they will be voided.

All 4-H/FFA members selling in the Livestock/Project Auction are required to have their buyer's card signed and returned to the Extension office as stated by the due date on the buyer's card in order to be eligible to participate in next year's Livestock/Project Auction. If the 4-H/FFA member should have a Grand Champion animal, they will be required to sell at Base Bid at the Livestock/Project Auction.

SECTION I GENERAL RULES

****ALL PROJECTS REQUIRE PRE-ENTRY FOR 2023 BY JUNE 23, 2023****

****PRE-ENTRY INFORMATION WILL BE SENT OUT****

- All 4-H/FFA project questions should be directed to the Butler County 4-H Agent or Ag Agent or the respective FFA Advisor.
- Campers, Livestock/Project Auction, Open Class entries and **ribbon premium amounts** should be directed to: Butler County Fair Board at bucofair@gmail.com.
- Accommodations for persons (youth exhibitors) with disabilities may be requested by contacting **Butler County Extension Director, Charlene Miller**, at the Butler County Extension Office two weeks prior to the start of the event at 316-321-9660. Requests received after this date will be honored when it is feasible to do so.
- Exhibitors should learn the guidelines and exercise caution when using copyrighted materials whenever possible by originating their own work. Exhibitors should use with caution a copyrighted and/or trademarked product or service (a brand name, label or product). A copyright and trademark are legal methods used by writers, artists, corporations, and others to protect their original work. Protected items may range from books to music, logos to computer graphics. Copyrighted and /or trademarked materials used in displays, demonstrations, posters or other activities will be disqualified if the exhibitor does not request permission to use the copyrighted and/or trademarked materials and will not be displayed. The use and inclusion of specific brand names for educational purposes does not imply endorsement or refusal by the Department of 4-H Youth Development, Kansas State University Agriculture Experiment Station and Cooperative Extension Service or the State of Kansas.

READ ENTIRE BOOK CAREFULLY.

RULE CHANGES HAVE BEEN MADE THROUGHOUT THE BOOK.

1. Refer to your respective division rules and/or livestock rules and regulations for specifics per species.
2. Exhibitors and contestants must be a participant in the Butler County 4-H or FFA program. 4-H Members must be enrolled in-projects by May 1. The exhibits entered in the Butler County Fair must be owned and fed, constructed, or grown by the Exhibitor. Exhibits must be the work of the current program year.

3. Fair officials will not be responsible for any exhibits or equipment that is not removed following the designated Fair Clean up time or for any broken or damaged items.
4. The Danish system of awards will be followed in all classes in the youth division of the fair. Exhibits will be placed within five groups: purple, blue, red, white, and green. Exhibits of superior quality will be placed in a purple group (does not apply to livestock divisions). Ribbon placing will be awarded at time of judging. Only purple ribbon exhibits in static project exhibits may be considered for any Champion or Reserve Champion awards.
5. This is a Youth Event. 4-H Policy states "Alcohol or tobacco products shall not be used by adults in the presence of youth(s) at any 4-H event."
6. Youth exhibitors (individual or group) should avoid using copyrighted materials. Copyrighted and/or trademarked materials utilized in banners, displays, posters or other activities other than for educational purposes will be disqualified and will not be displayed or receive ribbons or premium.
7. Firearms and weapons (including but not limited to items resembling a firearm or weapon) or photos of same are not allowed to be entered or exhibited. Check with Butler County Extension Agents for questions regarding more information.
8. All 4-H/FFA animals are to remain on the Fairgrounds until they are released. They are not allowed in the camping area, in the parking lot or over on city property.
9. All 4-H/FFA Static projects are to remain on the Fairgrounds until they are released. Failure to do so will result in that project's entry disqualification and forgo the ability to enter in the Kansas State Fair.
10. Any Exhibitor who is found to have tampered with any exhibit or entered an exhibit that is not eligible for exhibit or does not abide by Fair rules, will be barred from showing.
11. Static entries found to have not followed rules outlined in their section will result in one ribbon placing lowering. Once judging has concluded, the judge's decision is final.
12. Any rabbit meat pen, market animal or other static project wanting to sell in the Livestock/Project Auction, refer to those respective rules and deadlines in Section III.

Special thanks to the Butler County Extension Council, FFA Advisors, the Program Development Committee and the Butler County Extension Agents for their development of the 4-H/FFA rules and guidelines for the 2023 Butler County Fair.

Butler County Extension Director/Ag/Interim 4-H Agent: Charlene Miller

Flinthills FFA Advisor: Karlea Clark

Bluestem FFA Advisors: Miranda Depenbusch, Luke Guynn

Butler County Extension Council

Chair – Jerry Long

Vice Chair – Carla Varner

Secretary – Oleta McKinney

Treasurer – Kristine Goossen

Members – Cole Camac, Curtis Gauthier, Kristina Willour, Bitty Wiebe, Tara Varner

4-H and Youth Program Development Committee

Ryan Parker

Kristine Goossen

Noah McLaughlin

Penny McNett

Burgundy Bennett

Carla Varner

SPECIAL THANKS TO EXTENSION OFFICE PROFESSIONALS

Anna McLaughlin

Darla Deaton

GRIEVANCE PROCESS

PURPOSE

The 4-H/FFA County Fair grievance process provides a vehicle by which to respond to 4-H/FFA members' concerns relating to all 4-H/FFA activities during the fair.

WHAT ISSUES MAY BE FILED IN A GRIEVANCE

A grievance committee may be convened for the following situations/reasons:

- Alleged wrongdoing.
- Rule violations from what is published in the fair book.

The fair is the responsibility of the Butler County Extension Board, FFA Advisors and the Butler County Fair Association; questions need to be addressed to the Fair Board President, Extension Director, 4-H Agent or FFA Advisors. The 4-H Agent can answer questions regarding the 4-H program such as enrollment, etc. The Extension Office Professionals have been great help putting the fair together. Please do not direct complaints, suggestions, etc. to them but rather to one of the above listed. Any grievances will be handled by the Extension Board Grievance committee consisting of Extension Executive Board representative(s), 4-H Agent, Extension Director, FFA Advisors, Fair Board President, and Division Superintendent(s).

- Any grievances must be delivered in writing, signed and dated by the person making the protest and discussed with the 4-H Agent, FFA Advisor or Extension Director.
- Grievances must be received by the 4-H Agent, FFA Advisor or Extension Director within 24 hours following the occasion for the grievance.
- Such grievances must state plainly the cause of the complaint or appeal and must be submitted to the 4-H Agent, FFA Advisor or Extension Director. Upon receipt of a qualified grievance, the Extension Agent(s), or FFA Advisors will promptly notify the grievance committee and any and all persons involved.
- The committee will act within 24 hours of receiving a written complaint. If a resolution cannot be reached, the grievance committee will take the grievance to the Butler Co. Extension Board, meeting the 1st Tuesday of each month for a final decision.
- Following any decision, the course of action will be entered into writing and delivered to the any and all persons involved.

KANSAS FFA CODE OF CONDUCT

FFA Code of Ethics: FFA members conduct themselves at all times to be a credit to their organization, chapter, school, community and family.

As an FFA member, I pledge to:

1. Develop my potential for premier leadership, personal growth and career success.
2. Make a positive difference in the lives of others.
3. Dress neatly and appropriately for the occasion.
4. Respect the rights of others and their property.
5. Be courteous, honest and fair with others.
6. Communicate in an appropriate, purposeful and positive manner.
7. Demonstrate good sportsmanship by being modest in winning and generous in defeat.
8. Make myself aware of FFA programs and activities and be an active participant.
9. Conduct and value a supervised agricultural experience program.
10. Strive to establish and enhance my skills through agricultural education in order to enter a successful career.
11. Appreciate and promote diversity in our organization.

Adopted by the delegates at the 1952 National FFA Convention. The Code of Ethics was revised by the delegates at the 1995 National FFA Convention.

KANSAS 4-H CODE OF CONDUCT

The 4-H Code of Conduct is intended to foster a safe environment that encourages optimal learning and growth. The opportunity to participate in or attend 4-H activities is a privilege and not a right. All 4-H participants—youth, families, volunteers, and Extension staff—who participate in or attend any activity or event sponsored by Kansas State Extension 4-H Youth Development Program are expected to uphold the values of the Kansas 4-H program and conduct themselves according to the following standards listed below. These standards also apply to online 4-H activity, including social media and internet presence. Whether online or in person, this Code of Conduct is to guide participants to think critically, behave safely, and participate responsibly in our shared world. The following Kansas 4-H Code of Conduct is a condition of participation in any Kansas 4-H activity or program. When I participate in 4-H programs, I agree to:

1. Be present, attentive and engaged in the 4-H activities. Practice good sportsmanship, be helpful to others, uphold ethical practices in 4-H projects and events, and never cheat or falsely represent efforts related to 4-H project activities.
2. Know and follow federal, state and local laws that apply to minors (e.g., no use of alcohol, illicit (non-prescribed) drugs, and tobacco in any form) even when I am 18 or 19 years old and still a program participant.
3. Use language and actions that do not substantially interfere with others' participation in the program. (Swearing, harassment, and bullying are not allowed.) You are personally responsible for any damage you cause as a result of your behavior, including the cost of any physical injury or property damage you cause in the course of your participation in any program or event.
4. Know and follow safety policies and procedures of Kansas State University, Kansas State Research and Extension (KSRE), and guidelines of the 4-H Youth Development Program, as applicable to this program. (Such as: not leaving the program area without permission from the program supervisor; be in assigned lodging and program areas during activities; abide by curfew hours; and, any other additional safety policies established by a specific event or program.)
5. Obey all rules and directives that apply to the 4-H activity where I am involved.
6. Use mobile electronic devices during a scheduled 4-H activity only in a manner that is consistent with the approved activity and not disruptive.
7. Apply these conduct standards to online 4-H activity, including social media and internet presence.

SECTION II - ANIMAL ELIGIBILITY REQUIREMENTS

Only animals pre-entered in the Fair will be allowed to be on the fairgrounds.

Requirements due by June 1. Forms and descriptions can be found at: <https://www.butler.k-state.edu/4-h/livestock.html>

- Owner Certification of Market Animals
- Animal Care /Household Nomination
- YQCA certification dated during current program Year (Required for all animal exhibitors, except horses)

LIVESTOCK HEALTH REQUIREMENTS

General Health Requirements

All animals are subject to examination by the fair veterinarians and shall be free of clinical signs of infectious or contagious disease. Health certificates are not required. Any animal determined by Fair Veterinarians to have signs of an infections or contagious disease will not be permitted to exhibit and will be sent home.

THE BUTLER COUNTY GRIEVANCE COMMITTEE HAS THE RIGHT TO DISMISS ANY ANIMAL FROM THE GROUNDS THAT DOES NOT MEET THESE REQUIREMENTS. ALL LIVESTOCK WILL BE INSPECTED BY A FAIR VETERINARIAN BEFORE THEY ARE UNLOADED. (BEEF INSPECTED IMMEDIATELY AFTER UNLOADING).

Any costs of special tests or posting of dead animals will be the responsibility of the owners. Any animal which dies on the fairgrounds will have a necropsy performed by the Fair Veterinarian. Superintendents reserve the right to call for an inspection of an animal or animals by the Fair Veterinarian. Any medication given internally must be given under the Fair Veterinarian's supervision. Any drenching must be done by a Fair Veterinarian.

Cattle (Beef and Dairy)

- All cattle must meet the general guidelines.
- Cattle determined by veterinarians to have lesions of ringworm, warts or infested with mange will not be permitted to exhibit.

Swine

- Swine originating in Kansas must meet the general requirements.

Horses

- All horses must meet the General Requirements.
- A comprehensive vaccination protocol is recommended, but not required by KDAH.
- Kansas Origin Horses – A valid VS Form 10-11 showing evidence of a negative Equine Infectious Anemia (Coggins) test conducted by a state-approved laboratory within 12 months prior to exhibition is recommended, but not required by KDAH.

Sheep

- All market lambs must be slick shorn (no more than ¼ inch of wool) above the hocks prior to arrival at the fair.
- All sheep will be inspected at unloading by fair veterinarians who will determine that the animals are free of clinical signs of infectious disease. Some examples of infectious disease could be lesions of ringworm, "sore mouth", club lamb fungus, etc. Sheep will not be allowed to unload until inspected.
- Sheep with infectious skin lesions will be denied entrance to the barns.
- It is required that all sheep be identified with a registered tattoo or official USDA Scrapie Premise I.D. tag. This requirement includes wethers. Lambs, under 8 weeks of age, accompanying their dams, are exempt from tagging requirements.

Goats- Dairy and Meat

- Goats shall meet the general requirements.
- All goats, including wethers, must be identified with a registered tattoo or an official USDA premises ID tag (Scrapie tag.) Goats identified with registration tattoos must have legible tattoos and must have registration papers for these animals available for inspection.
- All goats will be inspected at unloading by fair veterinarians who will determine that the animals are free of clinical signs of infectious disease. Some examples of infectious disease could be lesions of sore mouth, ringworm, warts, infection of mange, etc. Goats will not be allowed to unload until inspected.

Poultry

- All poultry must meet the General Requirements.
- Kansas Origin Poultry - Kansas continues its designation as a Pullorum-Typhoid (P-T) Clean state.
- All poultry (except waterfowl) are required to show proof of being P-T clean by one of the following:
 - Originate from a certified U.S. Pullorum-Typhoid clean flock **OR**
 - Test negative on a P-T test at County Fair check-in when the Kansas Department of Agriculture – Division of Animal Health designates our County for surveillance.
 - Poultry exhibitors will be notified when it is required.

LIVESTOCK/ANIMALS RULES AND REGULATIONS

Livestock should have stall cards above pens or stalls. Rabbits and poultry should have entry cards attached to cages.

- Exhibitors must be able to control their animals at all times. Exhibitors who bring animals to the fair that are deemed uncontrollable and therefore constitute a safety hazard will be required to take their animal home immediately. The Butler County Grievance Committee will make the final decision.
- Each exhibitor shall be responsible for ensuring that their animal is fed, watered, and cared for during the fair. PLEASE NOTE: Exhibitors will provide shavings, carpet or sawdust for all livestock. All livestock exhibitors must be on hand to exhibit their entries. In case exhibitor has two entries in the same class, he or she may utilize the assistance of another Butler County 4-H or FFA member exhibiting livestock at the Fair or a sibling currently enrolled in the Butler County 4-H or FFA program. It is the responsibility of each exhibitor to see that their entries are judged. Each exhibitor must groom his or her own animal and may use only the assistance of an immediate family member (mother, father, grandparent, legal guardian, brother or sister) or of another 4-H or FFA Family exhibiting at the current Butler County Fair. Violation of this rule may disqualify an exhibitor. Decision as to disqualifications will be handled by the Grievance Committee.

- All animals that are not eligible to be shown or fail health inspection at check-in or deemed necessary to be sent home by a veterinarian must be removed from the fairgrounds immediately. This determination and decision will be made by the Butler County Grievance Committee and/or veterinarian on duty.
- If an exhibitor removes their animal from the show ring prior to completion of judging of the species without the consent of the superintendent, the exhibitor may be disqualified, and premiums forfeited.
- Animals shown in the market classes are not eligible to show in the breeding classes and vice versa.
- No drenching equipment will be allowed on the fairgrounds. No artificial filling of an animal will be tolerated and grounds for immediate disqualification.
- Fans must be hung or secured properly. No metal-to-metal conduct is allowed. No wires may be used to hang fans.
- All animals shown at the Butler County Fair will be subject to comprehensive drug testing. Any drug related problems involving animals shall result in the banishment of exhibitor and immediate family from all future Butler County youth animal exhibits. Failure to cooperate for testing will also result in immediate disqualification and banishment.
- ALL ANIMALS (excluding rabbits) MUST BE INSPECTED BY FAIR VETERINARIAN IMMEDIATELY AFTER OR PRIOR TO UNLOADING. FOLLOW DIRECTIONS AT TIME OF UNLOADING
- All livestock exhibitors (beef, sheep, swine, and meat goat) are **REQUIRED** wear a long or short sleeve collared shirt, tucked into good, clean jeans or khaki pants, and sturdy closed toe shoes. Exhibitors will not wear t-shirts; tank tops; low-cut shirts; sheer blouses; sleeveless shirts; open shoulder shirts, clothing that exposes cleavage or bare midriff while standing, kneeling, or bending over animal; shorts; or sandals/flip flops. Dairy goat contestants should wear white shirts and pants meeting the aforementioned guidelines. If wearing jeans/slacks goes against religious beliefs, a long knee-length skirt is acceptable instead of the jeans/slacks. Please consult species superintendent if further clarification is needed.
- All animals, with the exception of Poultry, will have showmanship classes. Showmanship requires pre-entry. Member must own and exhibit the animal shown. Three showmanship classes will be provided. Junior (7-9), Intermediate (10-13) and Senior (14-18). Age is determined by January 1 of the current 4-H year.
- Order of shows for Beef, Sheep, Swine and Meat Goat will be as follows: breeding, showmanship, market.

4-H/FFA ANIMAL DIVISIONS

****ALL PROJECTS REQUIRE PRE-ENTRY BY JUNE 23, 2023****

****PRE-ENTRY INFORMATION WILL BE SENT OUT****

Department – BEEF

1. Read GENERAL RULES, ANIMAL ELIGIBILITY AND LIVESTOCK/PROJECT AUCTION.
2. No animals will be allowed to be tied outside the piped-in area around the beef barn.
3. No blocking chutes are to be placed in the barns.
4. Generators may be used at the tie-out rails south of the beef barn only.
5. Division superintendents reserve the right to call for an inspection of an animal or animals by the Fair Veterinarian.
6. All beef classes will be a "Blow and Show" (no-fit show). "Blow and Show" is defined as using no adhesive, glue, paint, or powder products.



DIVISION 101 – BUCKET CALF INTERVIEW CLASS

Check-in: Thursday, July 20th, 6:00 to 8:00 PM

Weigh-In: Friday, July 21st, 12:00 Noon

Judging: Saturday, July 22nd, 11:00 AM

Co-Superintendents: Carrie Claassen, Gary Claassen

1. Calves exhibited must have been born after January 1 and before May 1 of the current year. Bucket calves must be tagged by county tagging deadline with an official 4-H tag. Refer to county tagging guidelines for tagging information. Calves also must have been raised (fed) on a bucket or bottle. Only steers and heifers may be shown.
2. All male calves must be castrated and be healed before brought to the Fair. If banded, the scrotum must have fallen off. All animals must be free of infectious lesions and congenital defects.
3. Exhibitors must be 12 or younger on January 1 of the current 4-H year and cannot be showing any other beef at the fair.
4. Judging of classes 1 and 2 will be based on an interview by the judge to determine the 4-Hers knowledge of raising a calf.
5. Exhibitors may make only one entry in class 1 or 2.

Classes:

- Class 1 - 10-12-year-old 4-Hers Interview Class
- Class 2 - 7-9-year-old 4-Hers Interview Class

DIVISION 102 – BUCKET CALF SHOWMANSHIP

1. Exhibitors participating in the interview class are eligible to participate in the Showmanship Class.
2. Pre-Entry is required by pre-entry deadline.
3. Showmanship will immediately follow the interview class and is Blow and Show only.

Classes:

- Class 1 - 10-12-year-old 4-Hers
- Class 2 - 7-9-year-old 4-Hers

BUCKET CALF DRESS UP EVENT (This is a special event that DOES NOT require pre-entry. Exhibitors will need to be ready by designated show time).

CONTEST: Sunday, July 23, 6:00 PM

Bucket calf exhibitors may design a costume for their calves and themselves. Costumes should coordinate with each other. This event will be held prior to round robin – please refer to the schedule for the time. Participants will receive a participation award sponsored by the Butler County 4-H Council. Bucket calves must be led and may not be ridden. For the safety of 4-Hers, it is strongly recommended that the costume be tried on prior to the Fair so that the calf is accustomed to it. Costumes with elements that create excessive noise or movement can startle animals and should be used with caution.

BUCKET CALF SPECIAL AWARDS

Champion Junior Showmanship – Mike & Janet Roths, 11732 SW Hwy. 254, Towanda 67144

Reserve Champion Junior Showmanship – Kerrie & Ryan Parker, 5741 SE Hwy. 54, ElDorado 67042

Champion Intermediate Showmanship - Mike & Janet Roths, 11732 SW Hwy. 254, Towanda 67144

Reserve Champion Intermediate Showmanship – Ed & Linda Hepburn, PO Box 37, Benton 67017

Award to each exhibitor - Mary & Bill Reece, 3193 SW Meadowlark Rd., Benton 67017

Award to each Dress-up Bucket Calf exhibit: Butler County 4-H Council, 206 N. Griffith, ElDorado 67042

***Thank you to all those businesses who sponsored
advertisements and made this fair book possible. Please take
time to thank them for their support!***

DIVISION 103 - BREEDING BEEF

Check-in: Thursday, July 20, 6:00 to 8:00 PM

Judging: Saturday, July 22, 6:00 PM

Superintendent: Noah McLaughlin

Assistant Superintendents: Tony Borg, Ryan Parker

1. Each exhibitor is limited to 2 breeding animals.
2. Breeding heifers & Cow/Calf pairs cannot have been shown as a market heifer at a previous fair.
3. Registration or transfer papers must be in club member's name, dated on or before June 15. Heifers and cows may be co-owned and co-registered by two or more 4-H members of the same family.
4. All commercial heifers and cows must have been tagged by June 15 with an official 4-H tag through the official tagging process.
5. Champion and Reserve Champion winners will show for Grand and Reserve Grand Heifer.
6. Heifers and cow/calf pairs will show by breed and age.
7. The calves on the cow/calf pairs must have been born within 270 days of the show date at the fair and must still be at the cow's side and nursing. The calf must be halter led.
8. An overall Supreme and Reserve Supreme Heifer, along with an overall Supreme and Reserve Supreme Cow/Calf Pair will be selected.

Classes:

- Class 1 - Senior Heifer Calf, 7 – 10 months old
- Class 2 - Summer Yearling, 11 to 14 months old
- Class 3 - Junior Yearling, 15 – 18 months old
- Class 4 - Senior Yearling, 19 – 22 months old
- Class 5 – Cow/Calf Pair

DIVISION 104 - MARKET BEEF

Check-in: Thursday, July 20, 6:00 to 8:00 PM

Weigh-In: Friday, July 21, 11:00 AM to 12:00 Noon

Judging: Saturday, July 22, 6:00 PM

Superintendent: Noah McLaughlin

Assistant Superintendents: Tony Borg, Ryan Parker

1. Each exhibitor is limited to 2 market beef.
2. All Market Beef (Steers, Heifers and Dairy) must be tagged and weighed on the designated weigh-in/tagging day.
3. Market Beef Must weigh a minimum of 950 pounds to be eligible to show for Grand and Reserve Grand Market Beef. Animals not making weight will show in an underweight class and not be eligible for Grand or Reserve Grand Market Beef.
4. All market animals will be mouthed and they must have baby teeth in place at check-in.
5. Market Beef will be shown by weight and not by breed. Champions and Reserve Champions in the light, middle and heavy weight divisions will show for Grand and Reserve Grand Champion of the Market Beef Division.
6. Market Heifers must be open (not bred).

Classes:

- Class 1 – Market Steer
- Class 2 – Market Heifer

DIVISION 105 – Beef Showmanship

1. This Showmanship is open to any exhibitor showing a Breeding Beef or Market Beef at this year's fair. This division is not open to Bucket Calf Exhibitors.
2. Pre-entry is required.

Classes:

- Class 1 – Senior Beef Showmanship 14-18
- Class 2 – Intermediate Beef Showmanship 10 -13
- Class 3 – Junior Beef Showmanship 7-9

BEEF SPECIAL AWARDS

Supreme Heifer – McLaughlin Farms, 9185 NW 170th, Burns, KS 66840

Supreme Heifer \$50 Cash Award – Satchel Creek Ranch, Tiya Tonn, 5611 ME Satchel Creek Rd., ElDorado 67042

Reserve Supreme Heifer – Evan & Erica Schluntz, 216 J Rd., Naponee, NE 68960

Reserve Supreme Heifer \$25 Cash Award - McLaughlin Farms, 9185 NW 170th, Burns, KS 66840

Champion Commercial Heifer – In Memory of Ron Wescott by Charla, Garret, Alyson & Tyler, 6239 N. Greenwich Rd., Wichita 67226

Reserve Champion Commercial Heifer -- In Memory of Ron Wescott by Charla, Garret, Alyson & Tyler, 6239 N. Greenwich Rd., Wichita 67226

Supreme Cow/Calf Pair – Ty, Peggy & Shelby Henley, 10346 N. Greenwich Rd., Valley Center, KS 67147

Reserve Supreme Cow/Calf Pair – Cory, Charlene, Cally & Cami Miller, 1122 NW 75th, ElDorado 67042

Grand Champion Market Beef – Butler County Youth Livestock Booster Foundation/Ron McCune, PO Box 312, Benton 67017

Grand Champion Market Beef \$50 Cash Award - McLaughlin Farms, 9185 NW 170th, Burns, KS 66840

Reserve Grand Champion Market Beef – Jim Maddox Family, 12332 SW Valleyview Road, Andover 67002

Reserve Grand Champion Market Beef \$25 Cash Award - McLaughlin Farms, 9185 NW 170th, Burns, KS 66840

Champion Lightweight Steer – ElDorado Feed & Supply, LaClef Family, 115 W. Cave Springs, ElDorado 67042

Reserve Champion Lightweight Steer – Jack & Marlene Grove Memorial, c/o Sarah Cope, 303 Elm, Florence, KS 66851

Champion Middleweight Steer - Wiley & Tanna Redenbaugh, 10813 SE Stoney Creek Rd., Leon 67074

Reserve Champion Middleweight Steer – Amanda & Jarred Hebb, 8998 SE 230th, Atlanta, KS 67008

Champion Heavyweight Steer - Butch & DeeAnn Roths, 6621 N. Greenwich Rd., Wichita 67226

Reserve Champion Heavyweight Steer - Janice Bigelow, DVM, 4946 SE Cole Creek Rd., Leon 67074

Champion Market Heifer - Carrie & Gary Claassen, 15649 NW 50th, Whitewater 67154

Champion Senior Showmanship – A Little Cattle Service, DeeDee, Chance, & Cade Little, 1643 S. Fabrique, Wichita, KS 67218

Reserve Champion Senior Showmanship – Triple S Ranch Supply, Inc., 2635 SE US Hwy. 54, ElDorado 67042

Champion Intermediate Showmanship – Amanda & Jarred Hebb, 8998 SE 230th, Atlanta, KS 67008

Reserve Champion Intermediate Showmanship - Triple S Ranch Supply, Inc., 2635 SE US Hwy. 54, ElDorado 67042

Champion Junior Showmanship – KH Beefmasters, Kolby & Korbin Hebb, 8998 SE 230th, Atlanta, KS 67008

Reserve Champion Junior Showmanship - Triple S Ranch Supply, Inc., 2635 SE US Hwy. 54, ElDorado 67042

First Place & Second Place Rate of Gain - Butch & DeeAnn Roths, 6621 N. Greenwich Rd., Wichita 67226

Cash Award for Beef Showmanship: Champion Senior-\$100, Reserve Champion Senior-\$50, Champion


Intermediate-\$60, Reserve Champion Intermediate-\$40, Champion Junior-\$30 and Reserve Champion

Junior-\$20 – McCune Family Memorial, PO Box312, Benton 67017

Champion Senior Showmanship – Scholarship for 15 credit hours by Butler Community College, President - Dr. Kimberly Krull, 901 S. Haverhill Rd., ElDorado 67042

DIVISION - 106 BEEF CARCASS CONTEST

Sign-up: Required with pre-entries. You will be prompted to answer the *required* beef carcass contest participation question when you make your entry.



Co-Superintendents: Darren Jackson, Noah McLaughlin, Ryan Parker

1. Open to all Market Beef exhibiting at the current Butler County Fair.
2. Each 4-Her is limited to 2 entries (market animals).
3. Sign-up for the Carcass Contest will coincide with Fair pre-entries and follow the Fair pre-entry deadline.
4. Exhibitor's name and animal ear tag will be documented and verified at sign-up and at time of unloading at Walnut Valley Packing.
5. The 4-H tag is **required** to remain in the ear of the calf until the locker removes it at processing.
 - a. Removal of the tag will forfeit participation in the Carcass Contest.
6. Exhibitor is responsible for sale of meat along with any processing fees.

7. 4-H and FFA will be responsible for transporting their beef to the locker at the designated time and date following fair. Failure to arrive at the announced time will result in disqualification from the contest.
8. All market beef will be butchered and carcasses judged at Walnut Valley Packing in El Dorado (1000 S. Main St, El Dorado).
9. Exhibitors are encouraged to view judging as part of an educational experience on how the carcass is evaluated. This compliments the YQCA components of consumers and producers along with the various cuts of meat.
10. Any market beef disqualified at or sent home from the Fair, will not be eligible for the carcass contest. However, they can still be processed at Walnut Valley Packing. The family must contact Walnut Valley during Fair week to make arrangements for immediately following Fair. The animal will have to pass an inspection by Walnut Valley Packing.

2023 BEEF CARCASS CONTEST AWARDS

SPONSORED BY:
Fleming Feed & Grain
309 S. Main St.
Leon, KS 67074
(316) 742-3411

1ST PLACE - \$500, 2ND PLACE - \$400, 3RD PLACE - \$300, 4TH PLACE - \$200, 5TH PLACE - \$100

Top 5 will also receive a plaque in addition to the Cash Award

DEPARTMENT – DAIRY

1. Read GENERAL RULES, ANIMAL ELIGIBILITY AND LIVESTOCK/PROJECT AUCTION.

DIVISION 107 – DAIRY CATTLE

Check-in: Thursday, July 20, 6:00 to 8:00 PM

Judging: Friday, July 21, 9:00 AM following Dairy Goat Judging



Co-Superintendents: Amy Varner and Carla Varner

Assistant Superintendent: Christy Anderson

1. Read General Rules, Livestock Rules, Health Requirements and Eligibility Requirements.
2. A club member may exhibit a maximum of 4 head of dairy animals, but not more than 2 cows and 2 heifers.
3. You must own or lease all animals you exhibit. Registration papers will be required at check-in on registered animals. Registration papers must be in the name of the 4-H Exhibitor by June 15th of the current 4-H year. All grade or leased animals must provide official "4-H Grade Dairy Cattle or Leasing Identification form" to the Extension Office by June 15th of the current 4-H year.
4. Animals may be co-owned and co-registered by two or more active, regular 4-H members of the same family. They may not be registered in a farm name, include names of adults, or youth enrolled in the Cloverbud program.
5. Exhibitors must be neatly and appropriately attired (preferably in white) when showing their animals in the ring.
6. Dairy cattle and dairy cattle exhibitors will not be included in Round Robin Showmanship.
7. Showmanship is available to anyone exhibiting Dairy Cattle.

Classes:

- Class 1 - Heifer Calves 11 months and younger
- Class 2 - Yearling Heifers, 12 – 18 months
- Class 3 - Heifers or Cows, older than 18 months

DIVISION 108 – DAIRY CATTLE SHOWMANSHIP

1. This Showmanship is open to any exhibitor showing Dairy Cattle at this year's fair. This division is not open to Bucket Calf Exhibitors.
2. Pre-entry is required.

Classes:

- Class 1 – Senior Dairy Cattle Showmanship 14-18
- Class 2 – Intermediate Dairy Cattle Showmanship 10 -13
- Class 3 – Junior Dairy Cattle Showmanship 7-9

DAIRY CATTLE SPECIAL AWARDS

Grand Champion Dairy – Roger Sidner Memorial, c/o Butler County Extension Office, 206 N. Griffith, ElDorado 67042

Reserve Grand Champion Dairy – Roger Sidner Memorial, c/o Butler County Extension Office, 206 N. Griffith, ElDorado 67042

DIVISION 109 – DAIRY DOES

Check-in: Thursday, July 20, 6:00 to 8:00 PM

Judging: Friday, July 21, 9:00 AM



Co-Superintendents: Amy Varner and Carla Varner

Assistant Superintendent: Christy Anderson

1. Animals must be dehorned and debudded.
2. Animals will be divided into registered and grade classes. Must be a Dairy Goat breed.
3. Showmanship classes will be judged first.
4. Classes will be provided for breeds that are recognized by the American Dairy Goat Association. These breeds are Alpine, Guernsey, LaMancha, Nigerian Dwarf, Nubian, Oberhasli, Saanen, Sable, Toggenburg and Recorded Grade (Experimentals). The Recorded Grades have brown registration paper issued by ADGA.
5. Entries will be placed in classes by age with the day of judging being the base date. Each exhibitor is limited to a maximum of two dairy goats per class, and a total of 6 animals. Only does are allowed to show in breeding classes.
6. A Celebrity Dairy Goat Milking Contest will be held. Refer to the schedule for date and time.
7. Exhibitors are requested to be neatly and appropriately attired (preferably in white) when showing their animals in the ring.
8. Does in production may be released by Superintendent to go home after showing.
9. All dairy does will show in their respective breed classes. All grades will show together and broke by age.
10. Registration papers or stamped duplicate registration applications will be required for all registered animals. Animal papers must be in the name of the 4-Hers by July 1 or show ownership by July 1 for grades.
11. Animals without registration papers or legible tattoos, will show with the grades, on a bill of sale.
12. Grade classes are county competition only.
13. The grade does should be identified with an official USDA Scrapie Premise I.D. tag. Goats, under 8 weeks of age, accompanying their dams, are exempt from tagging requirements.

Classes:

- Class 1 – Junior Doe, born April 1 of current year and younger
- Class 2 – Junior Doe, born from March 1 to March 31 of current year
- Class 3 – Junior Doe, born January 1 to February 28 of current year
- Class 4 – Junior Doe, dry yearling
- Class 5 – Senior Doe, under 2 years in milk

- Class 6 – Senior Doe, 2 years to under 3 years in milk
- Class 7 – Senior Doe, 3 years to under 4 years in milk
- Class 8 – Senior Doe, 4 years to under 5 years in milk
- Class 9 – Senior Doe, 5 years and over in milk

DIVISION 110 – MARKET DAIRY WETHERS

Check-in and Weigh-In: Thursday, July 20, 6:00 to 8:00 PM

Judging: Friday, July 21, 9:00 AM

1. Exhibitors are requested to be neatly and appropriately attired. White is preferred but not required.
2. Market Dairy Goats must weigh a minimum of 34 pounds. Underweight goats will show in a separate class and not be eligible for Best in Show.
3. Animals will be weighed without blankets.
4. Animals must have baby teeth in place.
5. Animals may be shown with or without horns.
6. Best Dairy Wether and Reserve Best Dairy Wether in Show will NOT show for overall Grand and Reserve Grand Market Meat Goat.
7. Goats should have 2 tattoos in their tail or ear.
 - a. Left side – 4H'er's initial & a # - for example (Cara Clover CC1)
 - b. Right side – Breeder's Herd ID/Association Recognized Herd ID
8. Animals are required to come to tagging, must be tattooed prior to tagging, and bring the issued tag with them to County Fair.
9. Will compete in Showmanship in the Dairy goat division and not the meat goat division.
10. Exhibitors are limited to a total of 2 market goats (2 market dairy OR 1 market dairy and 1 market meat OR 2 market meat goats)
11. Market dairy wethers must be 100% dairy. Boer/Dairy cross will show in Market Meat class and not Dairy wether class.

Classes:

- Class 1 – Miniature Market Dairy Wether
 - Nigerian Dwarf
- Class 2 – Standard Market Dairy Wether
 - Alpine
 - Lamancha
 - Nubian
 - Oberhasli
 - Saanen
 - Sable
 - Toggenburg
 - Recorded Grade/Experimentals
 - Guernseys

DIVISION 111 – DAIRY GOAT SHOWMANSHIP

1. This Showmanship is open to any exhibitor showing Dairy Goats at this year's fair; this includes Dairy Does and Dairy Market Wethers.
2. Pre-entry is required.

Classes:

1. Class 1 – Senior Dairy Goat Showmanship 14-18
2. Class 2 – Intermediate Dairy Goat Showmanship 10 -13
3. Class 3 – Junior Dairy Goat Showmanship 7-9

DAIRY GOAT SPECIAL AWARDS

Grand Champion Senior Doe – Countryaid Vet Service PA, Dr. Patrick Regier, 11360 NW Meadowlark Rd., Whitewater 67154

Grand Champion Senior Doe \$50 Cash Award – Toni Bowlin, 20938 SW Indianola Rd., Douglass 67039

Reserve Grand Champion Senior Doe - Tad & Pam Patton, 15401 E. 77th N., Benton 67017

Reserve Grand Champion Senior Doe \$25 Cash Award – Toni Bowlin, 20938 SW Indianola Rd., Douglass 67039

Grand Champion Junior Doe – Brian Rigg Family, 16696 SW Purity Springs Rd., Douglass 67039
 Grand Champion Junior Doe \$50 Cash Award – Toni Bowlin, 20938 SW Indianola Rd., Douglass 67039
 Reserve Grand Champion Junior Doe – Rose Hill Veterinary Health Center, Brian & Jessica Hodes, DVM, 1060 N. Rose Hill Rd., Rose Hill 67133
 Reserve Grand Champion Junior Doe \$25 Cash Award – Toni Bowlin, 20938 SW Indianola Rd., Douglass 67039
 Grand Champion Market Dairy Wether – Walnut Valley Farms, Trena & Jeffrey Garcia, 10327 NE Ellis Rd., Cassoday 66842
 Grand Champion Market Dairy Wether \$50 Cash Award – Kristen Harvey, 308 SE 43rd St., Topeka, KS 66609
 Reserve Grand Champion Market Dairy Wether - Walnut Valley Farms, Trena & Jeffrey Garcia, 10327 NE Ellis Rd., Cassoday 66842
 Reserve Grand Champion Market Dairy Wether \$25 Cash Award – Kristen Harvey, 308 SE 43rd St., Topeka, KS 66609
 Champion Senior Showmanship – Paul & Suzanne Mitsch, PO Box 457, Augusta 67010
 Reserve Champion Senior Showmanship – G5 Construction, Curtis & Toni Gauthier Family, 5415 NE Ellis Rd., Eldorado 67042
 Champion Intermediate Showmanship – Erik Sorum Family, 907 SE Sherri Lane, Eldorado 67042
 Reserve Champion Intermediate Showmanship – Erik Sorum Family, 907 SE Sherri Lane, Eldorado 67042
 Champion Junior Showmanship - 3 Varner Girls –Amy, Tara, and Shelby Varner, 1252 NW Diamond Rd, Towanda 67144
 Reserve Champion Junior Showmanship – Paul & Suzanne Mitsch, PO Box 457, Augusta 67010
 Champion Senior Showmanship - Scholarship for 15 credit hours by Butler Community College, President - Dr. Kimberly Krull, 901 S. Haverhill Rd., Eldorado 67042

There are lessons learned no matter the ribbon received!

Department – HORSE

DIVISION 112 – HORSES


Check-in Horse IDs: Saturday, July 8, 5:00 to 5:30 PM

Judging: Saturday, July 8, 6:00 PM

Location: Three Wooden Crosses Arena

Superintendent: Amy Cordell

Assistant Superintendent: Brylee Goad



1. Read GENERAL RULES AND ANIMAL ELIGIBILITY.
2. To be eligible to exhibit you must have turned in a horse ID form on or before June 1st to the Butler County Extension Office.
3. A 4-H Horse Identification Form must be presented for each horse exhibited and/or riders in this division. This identification will be checked before the Horse Show.
4. All animals must be broke to lead.
5. Stallions may not be shown in any class.
6. No member may make more than two entries in any one halter class and not more than one entry in any performance class (including showmanship). Each exhibitor will be limited to four animals in this division.
7. The superintendent has the privilege to divide and consolidate classes depending on number of entries in any one class.
8. Those entering in the walk/trot classes may enter ONLY walk/trot classes and may NOT enter in any other performance or speed event class.
9. The Horse Show shall be governed by the rules set forth in the 4-H Horse Show Rulebook, January 2023.
10. The use of protective headgear in place of a hat, is the optional choice of the exhibitors in any and all Western Classes, including judged, timed and futurity classes.
11. No weanlings can be shown.
12. Only exhibitors are allowed to ride/train his/her horse at the show.
13. Exhibitor's age is determined by how old they are as of January 1 of the current year.
14. High point and Reserve High Point awards will be given in each age division. The walk trot division will also have a high point and reserve. Qualifications based on one horse and one rider.

Halter classes:

Stock type: Includes but not limited to Quarter Horse, Buckskin, Palomino, Paint, Appaloosa, Mustang (mares and geldings except as noted)

- Class 1 – Stock type Mares (any age)
- Class 2 – Stock type Geldings (any age)

Non-Stock type: Includes but not limited to Arabian, Morgan, Thoroughbred, American Saddlebred (mares and geldings) and Ponies [all breeds, 56" and under (mares and geldings)]

- Class 3 – Halter Non-Stock Type Mares (any age)
- Class 4 – Halter Non-Stock Type Geldings (any age)

Showmanship:

- Class 5 – Showmanship, 14-18
- Class 6 – Showmanship, 10-13
- Class 7 – Showmanship, 7-9

Western Horsemanship:

- Class 8 – Western Horsemanship, 14-18
- Class 9 – Western Horsemanship, 10-13
- Class 10 – Western Horsemanship, 7-9
- Class 11 – Western Horsemanship, walk/trot, member of all ages

Western Pleasure: (Exhibitor may NOT show in more than one Western Pleasure class with the same horse.)

- Class 12 – Western Pleasure, 14-18
- Class 13 – Western Pleasure, 10-13
- Class 14 – Western Pleasure, 7-9
- Class 15 – Non-Stock type and Pony Western Pleasure, member all ages
- Class 16 – Walk-trot Western Pleasure, member all ages

Working Ranch Horse

- Class 17 – Working Ranch Horse, member all ages

English Pleasure

- Class 18 – English Pleasure, member all ages
- Class 19 – English Pleasure Walk/trot, member all ages

English Equitation

- Class 20 – English Equitation, member all ages
- Class 21 – English Equitation Walk/Trot, member all ages

Trail:

- Class 22 – Trail, 14-18
- Class 23 – Trail, 10-13
- Class 24 – Trail, 7-9
- Class 25 – Walk/Trot Trail, member all ages

Reining:

- Class 26 – Reining, 14-18
- Class 27 – Reining, 10-13
- Class 28 – Reining, 7-9

Timed Events:

- Class 29 – Poles, 14-18
- Class 30 – Poles, 10-13
- Class 31 – Poles 7-9
- Class 32 – Barrels, 14-18
- Class 33 – Barrels, 10-13
- Class 34 – Barrels, 7-9
- Class 35 – Flags, 14-18
- Class 36 – Flags, 10-13
- Class 37 – Flags, 7-9

HORSE SPECIAL AWARDS

High Point (Grand Champion) Senior – Bill & Mary Reece, 3193 SW Meadowlark Rd., Benton 67017

Reserve High Point (Reserve Grand Champion) Senior – Rowland Lawn Care LLC, Greg Rowland, 3193 SW Meadowlark Rd., Benton 67017

High Point (Grand Champion) Intermediate – EGE Products, PO Box 538, Minneola, KS 67865
 Reserve High Point (Reserve Grand Champion) Intermediate – Mark Sudduth Realty, Mark & Donna Sudduth, 608 State St., Augusta 67010
 High Point (Grand Champion) Junior – Mark Sudduth Realty, Mark & Donna Sudduth, 608 State St., Augusta 67010
 Reserve High Point (Reserve Grand Champion) Junior – Mark Sudduth Realty, Mark & Donna Sudduth, 608 State St., Augusta 67010
 High Point (Champion) Walk/Trot – Ralph Green Memorial, 206 N. Griffith, Eldorado 67042
 Reserve High Point (Reserve Champion) Walk Trot – Ralph Green Memorial, 206 N. Griffith, Eldorado 67042


Department – MEAT GOATS

Check-in and Weigh-in: Thursday, July 20, 6:00 to 8:00 PM

Judging: Friday, July 21, 4:00 PM

Superintendent: Will Johnson

Assistant Superintendent: Tony Borg



1. Read GENERAL RULES, ANIMAL ELIGIBILITY AND LIVESTOCK/PROJECT AUCTION.
2. Should be meat-type goat.
3. Each exhibitor will be limited to a total of two breeding animals and two market animals.
4. Showmanship will be available for those exhibiting meat goats at the Fair. Pre-entry is required.
5. Superintendents reserve the right to call for an inspection of an animal or animals by the Fair Veterinarian.

DIVISION 113 – BREEDING MEAT GOAT DOES

1. Scrapies Tags required.
2. Commercial does will be shown by weight. Commercial breeding does must be tagged by June 15 with an official 4-H tag.
3. Champion and Reserve Champions in each breed will show for Supreme and Reserve Supreme Breeding Meat Goat.
4. Registered breeding does will be shown by age and breeding registration papers will be required. Breeding does will be judged by breed standards. Age will be determined by teeth.

Classes:

- Class 1 – Registered Does 11 months and younger
- Class 2 – Registered Yearling Does 12 to 22 months
- Class 3 – Registered Older Does over 22 months
- Class 4 – AOB Does
- Class 5 – Commercial Does – shown by weight

DIVISION 114 - MARKET MEAT GOAT

1. Scrapies Tag required.
2. Entries in the market meat goat class must be either wethers or does (no bucks allowed) and will be shown shorn (no more than 3/8-inch hair).
3. Market Meat Goats must weigh a minimum of 50 pounds. There is no maximum limit. Underweight goats will show in a separate class and not be eligible for Grand or Reserve.
4. This division will be weighed at the fair without blankets. The classes may be divided by weight to make two or more uniform classes.
5. May be shown with or without horns.
6. Goats must have their milk teeth to be eligible to compete in the market classes.
7. Boer/Dairy cross will show in Market Meat class. If you are showing a 100% Dairy wether, refer to the Dairy division.
8. Exhibitors are limited to a total of 2 market goats (2 market dairy OR 1 market dairy and 1 market meat OR 2 market meat goats).
9. Champion and Reserve Champion of the light, middle and heavy weight divisions will show for Grand and Reserve Grand Market Meat Goat.

Classes:

- Class 1 – Market Meat Goat

DIVISION 115 – MEAT GOAT SHOWMANSHIP

1. This Showmanship is open to any exhibitor showing Meat Goats at this year's fair.
2. Pre-entry is required.

Classes:

- Class 1 – Senior Meat Goat Showmanship 14-18
- Class 2 – Intermediate Meat Goat Showmanship 10 -13
- Class 3 – Junior Meat Goat Showmanship 7-9

MEAT GOAT SPECIAL AWARDS

Supreme Breeding Doe – Varner Farms, 1252 NW Diamond Rd., Towanda 67144
Grand Champion Supreme Doe \$50 Cash Award Evan & Erica Schluntz, 216 J Rd., Naponee, NE 68960
Reserve Supreme Breeding Doe –
Reserve Grand Champion Supreme Doe \$25 Cash Award Evan & Erica Schluntz, 216 J Rd., Naponee, NE 68960
Champion Registered Breeding Doe – Malinda Thimmesch, 1232 W. 103rs St. S, Peck, KS 67120
Reserve Champion Registered Breeding Doe - Countryaid Vet Service PA, Dr. Patrick Regier, 11360 NW Meadowlark Rd, Whitewater 67154
Champion Registered Yearling Doe - Penny & Roy McNett, 11966 SW 70th, Andover 67002
Reserve Champion Registered Yearling Doe Penny & Roy McNett, 11966 SW 70th, Andover 67002
Champion Registered Older Doe – Hodes Veterinary Health Center, Brian & Jessica Hodes, DVM, 1060 N. Rose Hill Rd., Rose Hill 67133
Reserve Champion Registered Older Doe – In Memory of Dennis Ikner, Jennifer Johnson-Ikner, PO Box 84, Rose Hill, 67133
Champion AOB Breeding Doe – Travis & Jennifer Eagleson, 4528 SW 120th, Augusta 67010
Reserve Champion AOB Breeding Doe – Travis & Jennifer Eagleson, 4528 SW 120th, Augusta 67010
Champion Commercial Breeding Doe – Malinda Thimmesch, 1232 W. 103rs St. S, Peck, KS 67120
Reserve Champion Breeding Doe – Willowing S Farms, Les & Deanna Stalnaker, & Ethanni Vannocker, PO Box 109, Cassoday 66842
Grand Champion Market Meat Goat – Willowing S Farms, Les & Deanna Stalnaker, & Ethanni Vannocker, PO Box 109, Cassoday 66842
Grand Champion Market Meat Goat \$50 Cash Award –Chase Augur Memorial, Hickory Helpers 4-H Club, Connie Chilcott, 17109 SE Cole Creek Rd., Atlanta 67008
Reserve Grand Champion Market Meat Goat - Hadley Transit LLC, 12287 NW Boyer Road, Burns 66840
Reserve Grand Champion \$25 Cash Award - BB Goats, Fred & Corky Becker Family, 10168 SE Pickrell Rd., Leon 67074
Champion Lightweight Market Meat Goat – Cassoday Boosters 4-H Club, Tresa Garcia, 10327 NE Ellis Rd., Cassoday 66842
Reserve Champion Lightweight Market Meat Goat – BB Goats, Fred & Corky Becker Family, 10168 SE Pickrell Rd., Leon 67074
Champion Middleweight Market Meat Goat –Dennis Ikner Memorial, Jennifer Johnson-Ikner, PO Box 84, Rose Hill 67133
Reserve Champion Middleweight Market Meat Goat – Cassoday Boosters 4-H Club, Tresa Garcia, 10327 NE Ellis Rd., Cassoday 66842
Champion Heavyweight Market Meat Goat – Janice Bigelow, DVM, 4946 SE Cole Creek Road, Leon 67074
Reserve Champion Heavyweight Market Meat Goat – Cassoday Boosters 4-H Club, Tresa Garcia, 10327 NE Ellis Rd., Cassoday 66842
Champion Junior Showmanship – Janice Bigelow, DVM, 4946 SE Cole Creek Road, Leon 67074
Reserve Champion Junior Showmanship – Benton Busy Bees, Kyle Nichols, 6659 SW 40th, ElDorado 67042
Champion Intermediate Showmanship– G5 Construction, Curtis & Toni Gauthier Family, 5415 NE Ellis Rd., ElDorado 67042
Reserve Champion Intermediate Showmanship - Travis & Jennifer Eagleson, 4528 SW 120th, Augusta 67010
Champion Senior Showmanship - EGE Products, Rachel Knowles, PO Box 538, Minneola 67865
Reserve Champion Senior Showmanship –Ron Wescott Memorial, Charla, Garret, Alyson & Tyler, 6239 N. Greenwich Rd., Wichita 67226
Champion Senior Showmanship - Scholarship for 15 credit hours by Butler Community College, President - Dr. Kimberly Krull, 901 S. Haverhill Rd., ElDorado 67042

Department – PIGEONS

DIVISION 116 – PIGEONS

Check in: Thursday, July 20, 6:00 to 8:00 PM

Judging: Sunday, July 23, 10:00 AM



Superintendent: Burgundy Bennett

1. Read GENERAL RULES AND ANIMAL ELIGIBILITY.
2. All entries must be single birds.
3. No pullorum test is required on pigeons.
4. Members may not enter more than two birds per class regardless of breed. Each exhibitor is limited to eight birds. Youth exhibitor must be present when exhibits are judged.
5. All pigeons must be shown with numbered band. Young birds must be shown with seamless bands or else be judged in the old class. Young birds are those born in the calendar year of the show.
6. Judging will be by comparison only using the latest standards of the National Pigeon Association.
7. Class will be offered for the following breed types: utility, fancy and flying/performing.
8. There are no classes for Pigeons at the Kansas State Fair.

Classes:

- Class 1 – Old Cock
- Class 2 – Old Hen
- Class 3 – Young Cock
- Class 4 – Young Hen

PIGEONS SPECIAL AWARD

Grand Champion Pigeons - Countryaid Vet Service PA, Dr. Patrick Regier, 11360 N. Meadowlark Rd., Whitewater 67154

Department – POULTRY

DIVISION 117 – POULTRY

Check in: Thursday, July 20, 6:00 to 8:00 PM

Judging: Sunday, July 23, 10:00 AM



Superintendent: Burgundy Bennett

1. Read General Rules. GENERAL RULES AND ANIMAL ELIGIBILITY.
2. The pullorum-typhoid blood test will be required within 90 days of the Butler County Fair and the Kansas State Fair for all chickens and turkeys. Waterfowl are not required to be tested. The test may be done elsewhere but the proper paperwork and a sealed leg band must accompany the tested poultry.
3. Members may not make more than one entry per class in pens of three, two entries per class in single pen breed classes, and not more than one turkey. A total of thirteen entries per member is allowed.
4. Judging of all classes, except Market Poultry, will be done on basis of exhibition and production qualities. Members exhibiting well-developed birds of production quality will be credited for it even if they vary slightly from standard perfection. Disqualifications will bar competition.
5. Market Poultry will be judged on meat qualities only. It is required that Poultry be banded to insure proper identification.
6. Each member should bring watering cups and feed - no flimsy cups. Coops will be supplied at the show, and club member will place exhibit in pen assigned.
7. All Poultry will be judged on a pen basis.
8. Exhibitor must be present when Poultry is judged.
9. In Poultry, a young bird is a bird born in the current year.
10. Class changes may be made between young and old fowl or production and dual purpose as long as the pre-entry was made. NO ENTRIES will be added at the fair.

Classes:

- Class 1 - Standard Breeds, Large Fowl—One young bird of either sex
- Class 2 - Standard Breeds, Large Fowl—One old bird of either sex
- Class 3 - Standard Breeds, Bantams—One young bird of either sex
- Class 4 - Standard Breeds, Bantams—One old bird of either sex
- Class 5 - Production Pullets—Pen, 3 standard-bred, crossbred, or strain cross pullets, or sexlink pullets to be judged on egg production qualities only
- Class 6 - Production Hens—Pen, 3 standard-bred, crossbred, or strain cross, or sexlink hens to be judged on egg production qualities only
- Class 7 - Dual purpose pullets—Pen of 3 (Ex: Rhode Island Red, New Hampshire, Plymouth Rock, etc.)
- Class 8 - Dual purpose hens—Pen of 3 (Ex: Rhode Island Red, New Hampshire, Plymouth Rock, etc.)
- Class 9 - Meat-Type Chickens—Pen of 3, standard-bred, crossbred, or strain cross birds of the same sex to be judged on meat production qualities only. Cornish cross/broilers 5 to 8 weeks of age. (County Competition Only)
- Class 10 - Turkeys, all breeds—1 bird of either sex
- Class 11 - Ducks, all breeds—1 bird of either sex
- Class 12 - Ducks, Call or Bantam, all breeds—1 bird of either sex
- Class 13 - Geese, all breeds—1 bird of either sex
- Class 14 - Pen of other fowl—2 birds (County Competition Only)

POULTRY SPECIAL AWARDS

Grand Champion – Countryaid Vet Service PA, Dr. Patrick Regier, 11360 N. Meadowlark Rd., Whitewater 67154

Reserve Grand Champion - Countryaid Vet Service PA, Dr. Patrick Regier, 11360 N. Meadowlark Rd., Whitewater 67154

Department – RABBITS

Check in: Thursday, July 20, 6:00 to 8:00 PM

Judging: Saturday, July 22, 8:00 AM



Superintendent: Briony Smith

1. Read GENERAL RULES, ANIMAL ELIGIBILITY AND LIVESTOCK/PROJECT AUCTION.
2. Exhibitor MUST be present when rabbits are judged. Only another Butler County 4-H member may assist in getting a rabbit to and from the judging table.
3. Each exhibitor is limited to a maximum of 18 rabbits.
4. Each member will furnish his own feed and watering cup. A coop space will be provided.
5. Each rabbit entered in any class is required to have a legible permanent tattoo in left ear, if not, entry will be eliminated. Tattoo must be healed by time of fair.
6. Substitutions allowed in same class and breed.
7. Any rabbit shown at the Fair must be owned and in the possession of the 4-H or FFA exhibitor before July 1 of the current year.
8. The Superintendent will have the authority to require that some rabbits be shown on a carrier show basis. This will only be asked of 4-H or FFA members with a large number of entries if coop space is not available.
9. There must be 5 rabbits shown in a breed to receive Special Awards.
10. All rabbits will be divided into age classes and judged according to their breed standard as listed in the ARBA "Standard of Perfection". Only breeds recognized by ARBA may be shown.
11. Showmanship will be available for those exhibiting rabbits at the Fair. Showmanship requires a pre-entry.

Age Classes:

- **Pre-junior:*** (under 3 months): classes only available in the following breeds: Beveren, Blanc de Hotot, Californian, Champagne D'Argent, Checkered Giant, American Chinchilla, Giant Chinchilla, Cinnamon, Creme D'Argent, New Zealand, and Palomino
- **Juniors:** (under 6 months)
- **Intermediate:**** (6-8 months) classes only available in the following breeds: American, Giant Angora, Beveren, Blanc de Hotot, Californian, Champagne D'Argent, Checkered Giant, American Chinchilla, Giant Chinchilla, Cinnamon Crème D'Argent, Flemish Giant, English Lop, French Lop, New Zealand, Palomino, Satin and Silver Fox
- **Intermediate:** classes, eight months of age or over for breeds having Intermediate classes
- **Senior:** six months of age or over for breeds other than those listed as having Intermediate classes

DIVISION 118 – RABBITS

BREEDING CLASSES - Only ARBA breeds may be exhibited.

- Class 1 - Pre-Junior Doe*
- Class 2 - Junior Doe
- Class 3 - Intermediate Doe**
- Class 4 - Senior Doe
- Class 5 - Pre-Junior Buck*
- Class 6 - Junior Buck
- Class 7 - Intermediate Buck**
- Class 8 - Senior Buck

FUR CLASSES

Exhibitor may pick one rabbit from those exhibited, or one from a meat pen, to enter in the fur class. (Only one entry in fur class.) If number and kinds of fur permit, class will be broken down into white and colored fur. This decision is up to the Superintendent and will follow ARBA rules.

Class 9 - Normal fur, White

- Class 10 - Normal fur, Colored
- Class 11 - Rex fur, White
- Class 12 - Rex fur, Colored
- Class 13 - Satin fur, White
- Class 14 - Satin fur, Colored
- Class 15 - Wool, White
- Class 16 - Wool, Colored

MEAT CLASS

- Class 17 - Meat Class Exhibit will consist of a pen of three (3) rabbits, maximum weight - 5 1/2 pounds; minimum - 3 pounds; maximum age of 70 days each. Rabbits will be shown by breeds if numbers are sufficient to merit a class.

WEIGH-IN

1. All meat class rabbits will be weighed at the time of judging. All rabbits in the pen must be within the weight restrictions for that pen to be eligible to show for Champion. Each member is limited to exhibit one meat pen.

DIVISION 119 – RABBIT SHOWMANSHIP

1. This Showmanship is open to any exhibitor showing Rabbits at this year's fair.
2. Pre-entry is required.

Classes:

- Class 1 – Senior Rabbit Showmanship 14-18
- Class 2 – Intermediate Rabbit Showmanship 10 -13
- Class 3 – Junior Rabbit Showmanship 7-9

Thanks to all the volunteers who make this fair possible!

RABBITS SPECIAL AWARDS

Grand Champion Rabbit – Ellsworth Tibbetts Memorial Fund, Terry & Marla (Tibbetts)Taylor, 661 Oak Ct, Derby 67037

Reserve Grand Champion Rabbit – Julie & Matthew Cleveland, 12795 SW 20th, Benton 67017

Champion Meat Pen - Tom Little, c/o Will Johnson, 4716 SW Burch St., Towanda 67144

Reserve Champion Meat Pen – Tom Little, c/o Will Johnson, 4716 SW Burch St., Towanda 67144

Champion Junior Showmanship – Travis & Jennifer Eagleson, 4528 SW 120th, Augusta 67010

Champion Intermediate Showmanship – Travis & Jennifer Eagleson, 4528 SW 120th, Augusta 67010

Champion Senior Showmanship – Travis & Jennifer Eagleson, 4528 SW 120th, Augusta 67010

Department – SHEEP

Check-in: Thursday, July 20, 6:00 to 8:00 PM

Weigh-in of Market Sheep: Thursday, July 20, 6:00 to 8:00 PM

Judging: Friday, July 21, 6:00 PM

Superintendent: Kathy Wooderson

Assistant Superintendents: Madison Wooderson, Trevor Johnson

1. Read GENERAL RULES, ANIMAL ELIGIBILITY AND LIVESTOCK/PROJECT AUCTION.
2. Ewes, to be eligible to compete in the lamb classes, must have their lamb teeth.
3. Each exhibitor will be limited to a total of two breeding animals and two market animals.
4. Blocking stands may not be set-up in the alleyways.
5. Superintendents reserve the right to call for an inspection of an animal or animals by the Fair Veterinarian.
6. All sheep, this includes wethers, will be required to be identified with an official USDA Scrapie Premise I.D. tag. This includes wethers. Lambs, under 8 weeks of age, accompanying their dams, are exempt from tagging requirements.
7. All lambs will be weighed at the fair without blankets. The animals in each class may be divided by weight so as to make two or more uniform classes.
8. Animals requiring 4-H tags will be tagged according to current county tagging guidelines.
9. Showmanship will be available for those exhibiting sheep at the Fair. Pre-Entry is required.

DIVISION 120 – BREEDING EWES

1. Registered and Commercial will show in their respective classes.
2. Registration or transfer papers for animals in the registered breeding classes must be in the name of the exhibitor by June 15. Breeding sheep may be co-owned and co-registered by two or more 4-Hers of the same family. All breeding sheep must have an individual identification in an ear. A flock tag, registration tag, or tattoo will be accepted.
3. Commercial breeding ewes must be tagged by June 15 with an official 4-H tag. Tagging will be done according to county tagging guidelines.
4. A Supreme and Reserve Supreme Breeding Ewe will be selected from the Champion and Reserve Champion Registered and Commercial Ewes.

Classes:

- Class 1 - Spring born lambs – 7 months and younger
- Class 2 - Fall born lambs – 8 to 11 months of age
- Class 3 - Yearlings lambs – 12 months to less than 22 months of age

DIVISION 121 – MARKET LAMBS

1. Market Sheep must weigh a minimum of 90 pounds with no maximum limit. Market lambs which do not make minimum weigh will show in an underweight class and will not be eligible to show for Grand and Reserve Grand Champion Market Lamb.
2. Entries in the Market Lamb classes must be either wethers or ewes (no rams allowed) and are to be shown in slick shorn (less than 1/4-inch growth) above the hocks.
3. A Grand Champion Market Lamb and Reserve Grand Champion Market Lamb will be chosen from the weight classes (light, heavy, etc.)

Classes:

- Class 1 - Market Lamb

DIVISION 122 – SHEEP SHOWMANSHIP

1. This Showmanship is open to any exhibitor showing Sheep at this year's fair.
2. Pre-entry is required.

Classes:

- Class 1 – Senior Sheep Showmanship 14-18
- Class 2 – Intermediate Sheep Showmanship 10 -13
- Class 3 – Junior Sheep Showmanship 7-9

SHEEP SPECIAL AWARDS

Supreme Ewe – Allemand Family Farms, 7249 NE 20th, ElDorado, 67042

Supreme Ewe \$50 Cash Award – Kristen Harvey, 308 SE 43rd St., Topeka, KS 66609

Reserve Supreme Ewe – Allemand Family Farms, 7249 NE 20th, ElDorado, 67042

Reserve Supreme Ewe \$25 Cash Award – Kristen Harvey, 308 SE 43rd St., Topeka, KS 66609

Grand Champion Market Lamb – Harvey Farms, Gary & Ann Harvey, 4834 SW Fulton Rd., Towanda 67144

Grand Champion Market Lamb \$50 Cash Award – Kristen Harvey, 308 SE 43rd St., Topeka, KS 66609

Reserve Grand Champion Market Lamb - Martha Leonhard Memorial, 12377 SE 60th, Leon 67074

Reserve Grand Champion Market Lamb \$25 Cash Award – Kristen Harvey, 308 SE 43rd St., Topeka, KS 66609

Champion Lightweight Market Lamb – Jason A. Johnson Memorial, Trevor Johnson, PO Box 15, Rose Hill 67133

Reserve Champion Lightweight Market Lamb – Jason A. Johnson Memorial, Trevor Johnson, PO Box 15, Rose Hill 67133

Champion Heavyweight Market Lamb - Countryaid Vet Service PA, Dr. Patrick Regier, P.A., 11360 N. Meadowlark Rd., Whitewater 67154

Reserve Champion Heavyweight Market Lamb - Double Ewe Farms, Curtis & Juli Willhite, 10281 SE 55th, Leon 67074

Champion Senior Showmanship – Sunflower Homestead LLC, Alan & Kathy Wooderson, 2893 N. Meadowlark Rd., Benton 67017

Reserve Champion Senior Showmanship – Harvey Farms, Gary & Ann Harvey, 4834 SW Fulton Rd., Towanda 67144

Champion Intermediate Showmanship - Sunflower Homestead LLC, Alan & Kathy Wooderson, 2893 N. Meadowlark Rd., Benton 67017

Reserve Champion Intermediate Showmanship – Eric Sorum Family, 907 SE Sherri Lane, ElDorado 67042

Champion Junior Showmanship - Janice Bigelow, DVM, 4946 SE Cole Creek Rd., Leon 67074

Reserve Champion Junior Showmanship - – Eric Sorum Family, 907 SE Sherri Lane, ElDorado 67042

Champion Senior Showmanship - Scholarship for 15 credit hours by Butler Community College, President - Dr. Kimberly Krull, 901 S. Haverhill Rd., ElDorado 67042

Department – SWINE

Check-in and Weigh-in: Thursday, July 20, 6:00 to 8:00 PM

Judging: Saturday, July 22, 8:00 AM



Co-Superintendents: Mike Roths & Theresa Toews

1. Read GENERAL RULES, ANIMAL ELIGIBILITY AND LIVESTOCK/PROJECT AUCTION.
2. Exhibitor will be limited to a total of two market animals and two breeding gilts.
3. Animals requiring 4-H tags will be tagged according to current county tagging guidelines.
4. Gilts and barrows may be shown in the Market Hog class. Barrows must be physically castrated to show.
5. Swine will be weighed at the time of unloading.
6. Registration papers for both market and breeding are required at weigh-in.
7. Tack is to be unloaded in separate area, not in unloading area during check-in.
8. Animals that do not make the minimum weight will show in an underweight class and will not be eligible to show for Grand or Reserve Grand Champion Market Hog. They will not be allowed to sell in the Livestock/Project Auction.
9. Superintendents reserve the right to call for an inspection of an animal or animals by the Fair Veterinarian.
10. Feeding of animals in wash pens will not be allowed.
11. Water at the wash rack will be turned off at 2:00 PM on sale night.

12. Swine will be inspected by Fair Veterinarian when unloaded. All hogs need to be clean at the time of inspection. If Fair Veterinarian is unable to inspect an animal due to mud, the hogs will need to be taken off the fairgrounds, cleaned and return to vet check-in by the respective check-in time.
13. All swine will show by breeds regardless of the number of entries. All swine declaring a breed must show pedigree/registration paperwork at check-in.

DIVISION 123 – BREEDING GILTS

1. Gilts must be born after December 1 of the current 4-H year.
2. Pedigreed gilts must have papers in 4-Her's name by June 15 and will be checked at Fair check-in.
3. All Pedigreed and Commercial breeding gilts must be tagged by June 15 with an official 4-H tag and ear notches included with tagging.
4. Supreme and Reserve Supreme Breeding Gilts will be selected from the Pedigreed and Commercial/non-pedigreed classes.

Classes:

- Class 1 – Breeding Gilt

DIVISION 124 - MARKET SWINE

1. Registration papers are required for breed classes and will be checked at weigh-in. Papers must in the name of the exhibitor by June 15.
2. All entries in the Market classes will be weighed at the fair. The animals in each class may be divided by weight to make two or more uniform classes.
3. Market Swine must weigh a minimum of 220 pounds Those weighing under the minimum will show in a special class and not be eligible for Grand or Reserve Grand Champion.
4. Grand Champion and Reserve Grand Champion Market Hogs: Open to the Champion and Reserve Champion in the preceding classes.

Classes:

- Class 1 - Market Swine

DIVISION 125 – SWINE SHOWMANSHIP

1. This Showmanship is open to any exhibitor showing Swine at this year's fair.
2. Pre-entry is required.

Classes:

- Class 1 – Senior Swine Showmanship 14-18
- Class 2 – Intermediate Swine Showmanship 10 -13
- Class 3 – Junior Swine Showmanship 7-9

SWINE SPECIAL AWARDS

Supreme Breeding Gilt – Danielle Chilcott, 2675 25 Rd., Natoma, KS 67651

Supreme Breeding Gilt \$50 Cash Award – In honor of Carl and Jessie Poston, Janet Poston Harding, PO Box 128, Rose Hill 67133

Reserve Supreme Breeding Gilt – Jacob & Tonya Cooper, 10375 SE Munson Hill Road, Leon 67074

Reserve Supreme Breeding Gilt \$25 Cash Award – Mary Anna Meshew, 2759 SW Prairie Creek Rd., Benton 67017

Grand Champion Market Hog – Jacob & Tonya Cooper, 10375 SE Munson Hill Road, Leon 67074

Grand Champion Market Hog \$100 Cash Award – Rick Cooper Memorial, Della Cooper, 6431 NW 50th St., ElDorado 67042

Reserve Grand Champion Market Hog – Scott and Michelle Chilcott, 4423 SE 170th, Leon 67074

Reserve Grand Champion Market Hog \$50 Cash Award – Rick Cooper Memorial, Della Cooper, 6431 NW 50th St., ElDorado 67042

Champion Duroc Market Hog - Phil & Bonnie Reder Memorial, Connie Chilcott, 17109 SE Cole Creek Rd., Atlanta, KS 67008

Reserve Champion Duroc Market Hog – Jeremy & Averie Nelson, 9243 SW Walnut Valley, Augusta 67010

Champion Hampshire Market Hog – Della Cooper, 6431 NW 50th St., ElDorado 67042

Reserve Champion Hampshire Market Hog - Jerry Hess Memorial, Christina & Bill Pyles, 2918 SE 30th, ElDorado 67042

Champion Yorkshire Market Hog - Curtis & Myron Willhite, 10281 SE 55th, Leon 67074
 Reserve Champion Yorkshire Market Hog - Chris & Catina Wiebe, 316 N. Walnut Ln., Whitewater 67154
 Champion Berkshire – John Smith Memorial, Ruth Anne Smith, 109 E. 8th, Haven 67543
 Champion Crossbred Market Hog – Lori, Derek, Mia & Ian Bower, 156 Dakota Rd., Windom, KS 67491
 Reserve Champion Crossbred Market Hog - Glenwood Farms, 11195 NW Santa Fe Lake Rd., Whitewater 67154
 Champion AOB Market Hog – Branch Creek Farm, Jeff & Theresa Toews, 13337 NW 70th, Whitewater 67154
 Reserve Champion AOB Market Hog - Wiley & Tanna Redenbaugh, 10813 SE Stoney Creek Rd., Leon 67074
 Champion Senior Showmanship - Ed & Nancy Wait, 15160 SW 10th, Benton 67017
 Reserve Champion Senior Showmanship – EGE Products, Rachel Knowles, PO Box 537, Minneola, KS 67865
 Champion Intermediate Showmanship – Ed & Nancy Wait, 15160 SW 10th, Benton 67017
 Reserve Champion Intermediate Showmanship – Eldorado Feed & Supply, LaClef Family, 115 W. Cave Springs, Eldorado 67042
 Champion Junior Showmanship - Ed & Nancy Wait, 15160 SW 10th, Benton 67017
 Reserve Champion Junior Showmanship – The Merrit Family, 34 Lacey Oak Dr., Fort Stewart, GA 31315
 Champion Senior Showmanship - Scholarship for 15 credit hours by Butler Community College, President - Dr. Kimberly Krull, 901 S. Haverhill Rd., Eldorado 67042

Department - Herdsmanship

Superintendents: Jessica Cabrales and Connie Chilcott

Divisions to be included: Beef, Dairy Cattle, Bucket Calves, Meat Goats, Dairy Goats, Sheep, and Swine

Purpose: To create a positive, safe and clean environment to display project livestock to the community when they come to view the exhibits. Judging will take place daily.

The following guidelines will be used in scoring the Herdsmanship Awards:

- 1. Pen/Stalls – 10 points**
 - a. Pens/Stalls kept clean, neat and dry. The pens/stalls should be kept clean and the manure disposed of in a designated area. It is recommended that feed pans be removed from pens except at feeding time. Consider securing water buckets/equipment where they do not spill and make a mess. This will help keep pens cleaner and dry.
 - b. Equipment/Feed/Tack area should be kept neat and clean.
- 2. Animal Displays – 10 points**
 - a. Animals kept clean while at the fair on display.
 - b. Animals tied/stalled for best effect and in their stalls/pens in the barn.
 - c. Animals adequately bedded.
- 3. Aisles and Displays – 10 points**
 - a. Aisles kept free and clean for spectators use. The aisles should be raked to keep them clean and sprinkled, not soaked/standing water, to keep the dust settled.
 - b. The exhibit cards should be neatly displayed and filled out with the member's name and club. After the animals are weighed, the weight and ear tag number should be added to the exhibit card.
 - c. Other decorative means such as display signs, curtains, etc. can be used. Remember – excess signs and displays may block the air flow.
 - d. No business advertising is permitted.

Thank you to the individuals who judged Herdsmanship at the 2022 fair.

Awards – Awards will be announced prior to the Livestock/Project Sale. A club/chapter representative will be able to pick up any prizes/awards received.

Award sponsor – Butler Electric Cooperative and Velocity, PO Box 1242, El Dorado 67042

Department – ROUND ROBIN SHOWMANSHIP CONTEST

(This is a qualifying division. No Pre-Entry allowed.)

Contest: Sunday, July 23, 7:00 PM

Co-Superintendents: Will Johnson, Tara Varner and Kyle Nichols

Assistant Superintendents: All Livestock Superintendents



1. The Champion and Reserve Champion Showman from the Senior and Intermediate Divisions in Beef Cattle, Sheep, Meat Goats, Dairy Goats and Swine are eligible to compete for Grand and Reserve Grand Champion Livestock Showman.
2. If an exhibitor wins showmanship in more than one species, he/she must choose which species will be shown in Round Robin. Exhibitor must declare which specie they will show by 10:00 a.m. on show day. Qualifying exhibitors will receive additional information.
3. Livestock judges will pick a top 5 in both the Intermediate and Senior showmanship divisions of the respective species. In the event not all 10 spots are filled for either age division, the names of the next eligible exhibitors will be put into a random drawing to fill the open position(s). Animals will be used from the top 5 winners of each age group in showmanship for each species (as long as there are enough animals). If animals are deemed to create a potential safety concern, they may be replaced in round robin at the discretion of the superintendents.
4. For species with limited exhibitors: Should a contestant elect not to participate in the Round Robin, it will be their responsibility to permit the use of their animal for the purpose of the Round Robin contest. In the event that there is not a contestant from each specie, every effort will be made by species' superintendents to locate animals for use by the exhibitors in the Round Robin.
5. Participants will be placed in a random drawing for the animal they will show in each species except the species he/she qualified with and chose to show in Round Robin.
6. Animals are to be clean but not fitted. This is strictly a showmanship contest.
7. Previous winners of the Grand Champion Showman award at the fair are eligible to compete.
8. Dress attire will be jeans, collared shirt and boots or close-toed shoes. Belts are optional.
9. In the event of a tie, the judges will break the tie at their discretion.

Age Divisions:

- Intermediate: 10-13
- Senior: 14-18

ROUND ROBIN SHOWMANSHIP SPECIAL AWARDS

Champion Senior Showman – KH Beefmasters, Kolby & Korbin Hebb, 8998 SE 230th, Atlanta, KS 67008

Reserve Champion Senior Showman – Butler County Youth Livestock Booster Foundation, Ron McCune, PO Box 312, Benton 67017

Champion Intermediate Showman – Lyle & Cathy Shaffer, 11553 SE 117th, Latham 67012

Reserve Champion Intermediate Showman – Jeremy & Averie Nelson, 9243 SW Walnut Valley Rd., Augusta 67010

Sponsors for the 2023 Fairbook

*A & M Tree Services
Augusta Saw and Mower
Anonymous Doner
Farm Bureau Financial Services
Fulton Valley Farms
Headley Funeral Chapel
Hizey Service and Supply, Inc.
PK Industrial
White Eagle Credit Union*

Please thank them for their support.

4-H STATIC DIVISIONS

****ALL PROJECTS REQUIRE PRE-ENTRY FOR 2023 BY JUNE 23, 2023****

****PRE-ENTRY INFORMATION WILL BE SENT OUT****

Department – CLOTHING

1. Read General Rules.
2. All work exhibited must be the product of the current 4-H year.

DIVISION 201 – CLOTHING CONSTRUCTION

Location: El Dorado Performing Arts Center

Check-in: Saturday, July 8, 7:30 AM

Judging: Saturday, July 8m 9:15 to 9:45 AM

Check-in at fair for Display: Friday, July 21, 2:00 to 4:00 PM



Co-Superintendents: Carolyn Webb & Penny McNett

1. All Clothing Construction Exhibits will be judged at Fashion Revue. Watch carefully for this date. 4-H and FFA Members, leaders and parents are responsible for getting items there to be judged.
2. Members who wish to participate in Fashion Revue – Constructed Garments Revue must pre-enter in Fashion Revue and follow that department's listed rules.
3. All work exhibited must be displayed at the current Butler County Fair and checked in at the respective time.
4. Club members may make no more than 5 entries in their age class plus 1 educational notebook.
5. Exhibits may consist of an article, garment or outfit constructed or an educational exhibit prepared by the 4-H or FFA Member.
6. Garments may be worn before exhibited but, if so, must be carefully laundered or cleaned before being exhibited.
7. Labels: Must be typewritten or printed on 3" x 2½" piece of cloth attached on the inside of garment, back of neck, center back of waistband, or left end of apron band. Label must contain: Name, Class, and Club.
8. The exhibitor may attach any information which would be helpful for the judge to know. Members can also bring a photo of themselves in the outfit for display at the fair.
9. Items may be entered in the State Fair (4-H Division Only) if garment receives a purple ribbon. (If classes are available at State Fair and 4-H age requirement is met.)
10. Educational Exhibits will be judged with other Clothing Construction entries at Fashion Revue and must be checked-in and displayed with the other Clothing at the fair.
11. If you are participating in Fashion Revue Constructed Garment, refer to the rules found in Fashion Revue.

Definitions:

Article—An item constructed in a clothing project, such as a backpack, laundry bag, garment bag, PJ's holder, tent, sleeping bag, cape, hat, scarf, or things suggested in the Clothing and Textiles Curriculum—could be hand or machine sewn and could include applique or machine embroidering on items they have made.

Garment—A garment can be a skirt, vest, blouse, shirt, pair of slacks, dress, coat, jumper, jump suit, etc.

Classes:

- Class 1 - Junior Ages 7-9
- Class 2 - Intermediate-Ages 10-13
- Class 3 - Senior-Ages 14 and Over
- Class 4 - Educational Exhibit- Share with others what you learned in this project. If a poster, it must not be larger than 22" high by 28" wide. May be a notebook or other display. Take care to select durable materials that will withstand Fair Conditions. Total display space must be no more than 12" high by 12" deep and 18" long. No card table displays are allowed. Name and club must be clearly marked on educational exhibit.

CLOTHING CONSTRUCTION SPECIAL AWARDS

Grand Champion Senior – Roy & Penny McNett, 11966 SW 70th, Andover 67002

Grand Champion Intermediate - Roy & Penny McNett, 11966 SW 70th, Andover 67002

Grand Champion Junior – Mark Sudduth Realty, Mark & Donna Sudduth, 608 State St., Augusta 67010

FASHION REVUE EVENT

Location: El Dorado Performing Arts Center.

Check-in: Saturday, July 8, 7:30 AM

Constructed Garment Fashion Revue: Saturday, July 8, 8:00 AM

Buymanship Fashion Revue: Saturday, July 8, 8:30 AM

Public Fashion Revue: Saturday, July 8, 1:30 PM

Check-in at Fair for display: Friday, July 21, 2:00 to 4:00 PM



Co-Superintendents: Joanna Hadley & Carla Varner

Assistant Superintendents: Sara Cope

1. Modeling scripts must accompany pre-entry. Scripts will be filled out using an online form provided with pre-entry information.
2. Three classes for Fashion Revue. 4-Hers may exhibit in all three classes, if enrolled in respective area.
 - a. Constructed Garments Revue
 - b. Buymanship Revue
 - c. COUNTY COMPETITION ONLY: Recycled Garment Revue
3. Individual judging times will be scheduled closer to the date of event and you are required to appear for your scheduled time.
4. THOSE PARTICIPATING IN THE JUDGING OF THE FASHION REVUE MUST PARTICIPATE IN THE PUBLIC FASHION REVUE.
5. The judges shall designate a Grand Champion and a Reserve Grand Champion in the Junior, Intermediate, and Senior divisions of the clothing construction fashion revue phases, the female buymanship phases and the male buymanship phases.
6. The following garments modeled in Fashion Revue judging are also required to be exhibited at the Fair and checked in at their respective times: all constructed garments, 1 buymanship outfit per 4-H'er, all Grand and Reserve Grand Champion outfits.

DIVISION 202 – BUYMANSHIP FASHION REVUE

1. Contestants may enter no more than two entries per age class.
2. Garments must be purchased for the 4-H project or made by another individual for the 4-Her if the fabric and pattern were chosen by the 4-Her. Everything which is commonly considered an outer garment must be purchased by the 4-Her or constructed by another person (vest, jacket, dress, skirt, pants, coat, etc.). A sweater, blouse, or shirt can be purchased or made.
3. Contestants must bring a completed Fashion Revue Evaluation Scorecard to the judging. These forms can be found at: <https://www.butler.k-state.edu/4hfair/Fair%20Forms.html>
4. Cloverbuds may model 1 outfit and will participate in the Public Fashion Revue. They will have a short interview with a judge about their choice of attire.

Classes:

- Class 1 – Cloverbud (either gender – participation only)
- Class 2 – Female Junior (County Competition Only)
- Class 3 – Female Intermediate (County Competition Only)
- Class 4 – Female Senior
- Class 5 – Male Junior (County Competition Only)
- Class 6 – Male Intermediate (County Competition Only)
- Class 7 – Male Senior

DIVISION 203 – CONSTRUCTED GARMENT REVUE

1. Majority of the outfit must be constructed and modeled by the 4-Her who made the garment/outfit. Everything which is commonly considered an outer garment must be

constructed (vest, jacket, dress, skirt, pants, coats, etc.) A sweater, blouse or shirt that is not worn as an outer garment can be purchased or made.

2. Contestants may model up to 2 outfits.
3. Participant may model only what can be worn.
4. Garments cannot be carried.
5. Contestants should use good sense in choosing items that are appropriate to be modeled publicly.
6. Garments modeled in this class must also be entered in the appropriate class Clothing Construction or Fiber Arts.

Classes:

- Class 1 - Junior 7-9 - Outfit from Clothing Construction phase
- Class 2 - Intermediate 10-13 - Outfit from Clothing Construction phase
- Class 3 - Senior 14-18 - Outfit from Clothing Construction phase
- Class 4 - Junior 7-9 - Outfit featuring article from Knitting or Crocheting project (County Competition Only)
- Class 5 - Intermediate 10 - 13- Outfit featuring article from Knitting or Crocheting project (County Competition Only)
- Class 6 - Senior 14 - 18 - Outfit featuring article from Knitting or Crocheting project (County Competition Only)

DIVISION 204 – FASHION REVUE/VERSATILITY CLASSES

- **Class 1 - Recycled Garment Fashion Revue (all ages)**
 1. In order to participate, youth must be enrolled in Butler County 4-H.
 2. Limited to one recycled garment per youth.
 3. Youth must also follow the rules and deadlines as those participating in Fashion Revue.
 4. Materials used in the construction of garments MUST be recyclable.
 - a. Designers may use materials for construction (Ex. glue, tape, dyes, marker, staples, thread, zippers, elastic, wire, string, Velcro, buckram, grommets, laces, starch, paint)
 5. Recycled fabric may only be used as a lining that doesn't show. The usage of new material should not overpower your total garment.
 6. Garments must be constructed well enough to fit the model and hold together for the stage show. (Models are strongly encouraged to wear comfortable clothes underneath recycled garment).
 7. Originality and creativity are encouraged.
 8. Recycled fashions must be made of at least 75% recycled or reused materials that otherwise would be thrown away or recycled.
 9. Please make sure that materials used in fashion pieces are safe to yourself and the public.
 10. Garment Creation/Material Suggestions:
 - a. Consider how items can be cut, folded, molded, knotted, shredded, stitched, woven or reconstructed to make an outfit or specific sections within the design
 - b. Scraps of textiles or tiles
 - c. Recyclables: paper, plastics, aluminum, steel, cardboard, magazines, books or phone books
 - d. Beverage bottle caps or six-pack rings
 - e. Burlap or plastic bags
 - f. Old toys or games pieces
 - g. Packaging materials
 - h. Found outdoor objects – pinecones, sticks, rocks, flowers, etc.
 - i. Food containers (cleaned out/sanitized)
 - j. Anything found from the garbage or recycling bin (cleaned/sanitized)

- **Class 2 - Senior Wardrobe Challenge**

1. Open to Senior Division age only.
2. County Level competition only
3. Each participant will select 3 basic pieces- one from each of the following:
 - a. Slacks, pants or skirt
 - b. Dress shirt/blouse
 - c. Jacket
4. The goal is to create a binder to showcase the ability to use the 3 basic pieces to create 5 different outfits using a combination of the 3 pieces.
 - a. Example- The jacket can be paired with the skirt and blouse and then paired with jeans and a t-shirt.
 - b. Accessories can be paired to enhance the outfit.
 - c. Youth will also include a description of the outfit and where it would be worn.
 - d. Youth will model one outfit of the 5 different outfits and have an in-person interview with the judge.
5. Each outfit will need to be photographed with the participant wearing it and displayed in the binder for judging.
6. The fair display is required to include the notebook and 3 basic wardrobe pieces.

FASHION REVUE SPECIAL AWARDS

Grand Champion Junior Clothing Construction Fashion Revue – Harvey Farms, 4834 SW Fulton Rd., Towanda 67144

Grand Champion Intermediate Clothing Construction Fashion Revue – Harvey Farms, 4834 SW Fulton Rd., Towanda 67144

Grand Champion Senior Clothing Construction Fashion Revue - Harvey Farms, 4834 SW Fulton Rd., Towanda 67144

Grand Champion Junior Female Buymanship – Kim & Mike Wright, 10770 SW Hwy 254, Towanda 67144

Grand Champion Intermediate Female Buymanship – Averie & Jeremy Nelson, 9243 SW Walnut Valley Rd., Augusta, 67010

Grand Champion Senior Female Buymanship – Harvey Farms, 4834 SW Fulton Rd., Towanda 67144

Grand Champion Junior Male Buymanship – Harvey Farms, 4834 SW Fulton Rd., Towanda 67144

Grand Champion Intermediate Male Buymanship - Harvey Farms, 4834 SW Fulton Rd., Towanda 67144

Grand Champion Senior Male Buymanship – Harvey Farms, 4834 SW Fulton Rd., Towanda 67144

Grand Champion Recycled Garment Fashion Revue – Butler County 4-H Council, 206 N. Griffith, ElDorado 67042

Reserve Grand Champion Recycled Garment Fashion Revue – Butler County 4-H Council, 206 N. Griffith, ElDorado 67042

Department – CLUB/CHAPTER BANNERS

DIVISION 205 – CLUB/CHAPTER BANNERS

Check in: Thursday, July 20, 6:00 to 8:00 PM

Judging: Friday, July 21, 1:30 PM following Educational Notebook and Displays Judging

Superintendent: Jennifer Johnson-Ikner

1. Read General Rules.
2. Each club may exhibit a banner in each of the classes.
3. For the Club/Chapter Banner- each banner should illustrate any phase or project of 4-H club/chapter work. It does not need to follow the current year's fair theme. No explanation is needed.
4. For the Conservation Banner - Banner must use the theme "One Water" which must appear on banner. Clubs should attach an explanation of the theme as it relates to a club project.
5. Clubs/Chapters should avoid using copyrighted materials whenever possible by originating their work. Copyrighted and/or trademarked materials used for endorsement or promotion instead of educational purposes will be disqualified and will not be displayed or receive ribbons or premium.
6. Dimensions are to be no less than 12 square feet and no more than 16 square feet, with no side less than 3 feet.

7. Banners must be hung on a rod strong enough to support the banner. On each end of the banner rod there should be a chain six inches long. One end of the chain should be fastened to the end of the rod. The other end should be connected to an "S" hook which will permit the banner to be hung. Zip ties will not be accepted as a form to hang the banners.
8. Banners should be made of materials that permit the banner to be folded or rolled without damaging the display. 3-D objects that are attached to the front of the banner cannot exceed 3 inches.
9. Club name and 4-H year must be present in 2" letters on the banner or on a label attached to bottom of the banner.
10. Banners are county competition only as there are no classes for Banners at the Kansas State Fair.
11. Interview judging will be offered. Club/Chapter representatives should meet at the designated judging to participate.
12. Banner must be current year's work. Clubs/Chapters cannot reuse banners from a previous year.

Classes:

- Class 1 - 4-H Club or FFA Chapter Banner
- Class 2 – Conservation Banner (see next page for theme)

4-H Clubs/FFA Chapters participating in the Conservation Banner must:

1. Follow the requirements set forth for banners in the Butler County Fair Book.
2. Display the theme on the Conservation Banner

SPECIAL CASH AWARD FOR CLASS 1 BANNERS

\$50 Cash Award to Grand Champion 4-H Banner and \$25 Cash Award to Reserve Grand Champion 4-H Banner- Becky Riersen Memorial, Jennifer Johnson-Ikner, PO Box 84, Rose Hill, KS 67133

SPECIAL CASH AWARDS FOR CLASS 2 BANNERS

\$100 Award for Grand Champion Conservation Banner, \$80 for Reserve Grand Champion Conservation Banner and \$60 for Blue - Butler County Conservation District, 2503 Enterprise, Suite B, ElDorado 67042

**"One Water"
Sponsored By: Butler County Conservation District**

Have you ever watched it rain? The raindrops fall on the ground and flow through the soil. Water soaks through the soil until it reaches groundwater, which is water that moves through spaces in soil and rock underground. A lot of the water we use and drink every day comes from water in the ground. As it rains and the water runs off, it collects in rivers, lakes, and oceans and then returns to the atmosphere to fall as rain somewhere else. All land across the entire earth is made up of watersheds and all of us live in a watershed. A watershed is an area of land that channels rainfall and snowmelt to creeks, streams, and rivers, eventually leading to outflow points such as reservoirs, bays, and the ocean. We share the water in our watershed with other people, with animals, and with plants. ALL water is connected, so every drop that falls is *one water*.

For more information or questions about the theme, contact Butler County Conservation District at 316-320-3549.

Department – EDUCATIONAL EXHIBITS

Check in and Judging: Friday, July 21, 1:00 PM

Superintendent: Debora Claassen

DIVISION 206 – EDUCATIONAL EXHIBITS

1. Read General Rules.



2. A 4-H or FFA member may exhibit a notebook, poster or display for any project they are enrolled in. Each exhibitor may enter one exhibit per project area. No 3-D items allowed. Check with other divisions. Check with other divisions - if a division has an educational exhibit class (for example: Foods, Clothing, Crochet/Knitting, Entomology or Horticulture) - enter within that division.
3. Notebook exhibits should be in a loose-leaf binder, and labeled with Name, Club and Project Area in the lower right corner of the front cover.
4. Poster exhibits must not be larger than 22 x 28 inches. Posters must be labeled with Name, Club and Project Area on the lower right-hand corner.
5. All standing tabletop displays may use a 2' x 3' (2x3 is 24 inches by 36 inches) or 3' x 4' (3x4 is 36 inches by 48 inches) tabletop display and must be labeled with Name, Club and Project Area in lower edge on right side.
6. Exhibits will be judged on general appearance, information, and organization.
7. 4-H and FFA exhibitors should avoid using copyrighted materials whenever possible by originating his/her work. Copyrighted and/or trademarked materials utilized in displays, posters or other activities for endorsement or promotion instead of educational purposes will be disqualified and will not be displayed or receive ribbons or premium.
8. For Shooting Sports only, exhibit boxes may be no larger than 36 inches wide x 24 inches long x 3 ½ inches deep. No card table exhibits allowed. See Rule #4 for poster size.
9. Exhibits may contain no "live" ammunition, propellant or explosive powders. Exhibits may contain no working firearms. Broad heads, if displayed, must have the razor edges blunted. Exhibitors must have successfully completed one of the shooting sports project basic disciplines as certified by the Shooting Sports County Project Coordinator.

Classes:

- Class 1 - Educational Notebook
- Class 2 - Educational Poster
- Class 3 - Tabletop Display
- Class 4 - Shooting Sports Educational Display or Promotion Poster

EDUCATIONAL NOTEBOOKS, POSTERS, DISPLAYS SPECIAL AWARDS

Grand Champion Educational Notebook, Poster, Display – Mike & Janet Roths, 11732 SW Hwy. 254, Towanda 67144

Department – ENTOMOLOGY

Check in and Judging: Friday, July 21, 1:00 PM:

Superintendent: Burgundy Bennett



1. Read General Rules.
2. A 4-H member may choose to exhibit in the Entomology Collection, Entomology Notebook and/or Educational Display classes in the Beginning, Intermediate or Advanced phase in which they are enrolled.
3. Resources for exhibiting can be found on the State of Kansas 4-H Website-Entomology project page: <https://www.kansas4-h.org/projects/agriculture-and-natural-resources/entomology/index.html>
4. Identification should follow the taxonomy included in www.bugguide.net or the "Insects in Kansas; 2016 Revised Taxonomy" book (See rule #3 above).
5. Each exhibitor is required to identify each box by placing identification labels bearing exhibitor's name, county or district, the class and the statement of taxonomy used:
 - a. "Insects in Kansas"
 - b. "Insects in Kansas Book" 2016 Revised Taxonomy" which follows www.bugguide.net.

DIVISION 207 - COLLECTION CLASSES

General Guidelines

1. All entries should be submitted in an 18 x 24 x 3.5-inch wooden display box with a clear plastic top. Boxes can be handmade or purchased if they are of the correct size and do not have a glass top.

2. One label goes in the upper left corner of the box (inside) and the other on the lower right corner of the box (outside). Arrange specimens in the box so it can be displayed lengthwise.
3. The number of orders, specimens (and families where required) must be included on the exhibitor's box identification label.
4. Refer to Rule #5 in General rules above for Taxonomy information.
5. Arrangement of specimens: the preferred method is to arrange the insects in groups or rows parallel to the short sides of the box. Specimens are to be arranged by order in the box, then family where required.
6. Two labels should be centered on the pin beneath each specimen. First (closest to the specimen) is the common name label and the second label should include date/locality. Full county name and state abbreviation should be on the second label. Collector's name (or host) on the date/locality label is optional. The specimens should be collected by the exhibitor and should focus on Kansas and neighboring states.
7. Please refer to "Entomology Collection Exhibit Resource" for full details on out-of-state insects in collections.
8. Specimens of soft bodied insects such as aphids, lice, termites, etc. should be exhibited in alcohol filled vials; however, the use of alcohol filled vials should be limited to only those specimens that lose their shape when pinned, since the vials pose a significant hazard to the rest of the collection if they become loose in transit.
9. Purchased insects are not to be exhibited in collections, but they may be used in educational displays.

Classes:

- Class 1 – Introductory Division (County Competition Only)
Open to first- and second-year entomology participants. Display in one standard box a minimum of 15 species. Follow general guidelines listed for collections.
- Class 2 – Beginning I Collection
Display in one standard box a minimum of 50 and maximum of 125 species representing at least 7 orders. Follow the general guidelines listed for Collections. Members can exhibit in this class a maximum of 3 years, or until they receive a purple ribbon at the Kansas State Fair, whichever comes first.
- Class 3 – Beginning II Collection
Display in one standard box a minimum of 75 and maximum of 150 species representing at least 9 orders. Follow the general guidelines listed for Collections. Members can exhibit in this class a maximum of 3 years, or until they receive a purple ribbon at the Kansas State Fair, whichever comes first.
- Class 4 – Intermediate Collection
Display a minimum of 100 and a maximum of 300 species representing at least 10 orders. Two standard boxes can be used. Follow the general guidelines listed for Collections. In addition, family identification is required for all insects in any two of the following six orders: orders of Orthoptera, Hemiptera, Odonata, Coleoptera, Diptera, and/or Hymenoptera (only two will be counted for judging). Members can exhibit in this class a maximum of 3 years.
- Class 5 – Advanced Collection
Display a minimum of 150 and a maximum of 450 species representing at least 12 orders. Three standard boxes can be used. Follow the general guidelines listed for Collections. Family identification is required for all insects belonging to the six basic orders as outlined under the Intermediate phase. Only families in the above six orders will be counted for judging. Family identification of insects in the remaining orders is optional, but desirable as long as accuracy is maintained. All butterflies appearing in the collection should be labeled with the correct common name. On a piece of paper list what you did to improve your collection during the current year (See state site for more information). Members may continue to exhibit in this class at the Kansas State Fair for an unrestricted number of years as long as they remain eligible for 4 H membership.

Wishing all the 4-H and FFA Members have a great fair!

DIVISION 208 - NOTEBOOK CLASSES

General Guidelines (For additional information, please check the state website listed above.)

1. Individual entries are to be placed for display in a three-ring notebook for competition.
2. Identification should follow the taxonomy included as listed in Rule #5 in General rules above.
3. Each exhibitor is required to identify the notebook by placing a Title Page in the front of the notebook bearing the exhibitor's name, county or district and class. The number of orders, specimens and families (required in Intermediate and Advanced classes) must also be included on the Title Page.
4. Species pages should be grouped according to order and should include one page per species.
5. Date, common name, full county name, state abbreviation and collector name should be included for each species.
6. If picture is taken on different dates/localities include information for both. A statement describing the host plant/habitat should be included.
7. A divider page is to be placed in front of each order of insects with the order name printed on the tab for the page and also on the front of the divider page.
8. For the Intermediate and Advanced classes, insects are also to be grouped by family behind each order divider.
9. List on a sheet of paper how many years you have been in this division of the project and what you did this year to improve your project if you have been in for more than one year. Place the paper just behind the Title Page in the front of your notebook. A special project must be completed each year and included in the notebook. See project guideline materials for specifications.

Classes:

- Class 1 – Introductory Notebook
Display a minimum of 10 and a maximum of 30 insect species representing at least six different orders. Follow the general guidelines listed for Notebooks. A 4-Her may exhibit in this class for a maximum of two years.
- Class 2 – Beginning Notebook
Display a minimum of 30 and a maximum of 60 insect species representing at least seven different orders. Follow the general guidelines listed for all Notebooks. A 4-Her may exhibit in this class for a maximum of three years.
- Class 3 – Intermediate Notebook
Display a minimum of 60 and a maximum of 100 species representing at least nine orders. Follow the general guidelines listed for Notebooks. Pictures in any two of the following six orders should be identified to family: Orthoptera, Hemiptera, Odonata Coleoptera, Diptera, and/or Hymenoptera. A 4-Her may exhibit in this class for a maximum of three years.
- Class 4 – Advanced Notebook
Display a minimum of 100 and a maximum of 200 species representing at least twelve orders. Follow the general rules listed for Notebooks. In addition, family identification is required for all insects in the following six orders: Orthoptera, Hemiptera, Odonata, Coleoptera, Diptera, and Hymenoptera. Family identification in the remaining orders is optional, but desirable as long as accuracy is maintained. Members may continue to exhibit in this class for an unrestricted number of years as long as they remain eligible for 4-H membership.

DIVISION 209 - EDUCATIONAL DISPLAY CLASSES

General Guidelines (For additional information, please check the state website listed above.)

1. Share with others what you learned in this project. Exhibit any activity or learning experience related to the field of entomology or the Teaming with Insects curriculum that does not fit into Entomology Collection or notebook classes above. Follow copyright laws.
2. The exhibit may be, but isn't limited to, original works, digital presentations (must provide printed hardcopy for exhibit purposes for duration of state fair), programs, websites, games, apps, display box, notebook, display or poster which you have made.

3. If the exhibit is a wooden display box, it must be 18 X24 X 3.5 inches with a clear plastic top (such as plexiglass) and displayed horizontally. If the exhibit is a poster, it must not be larger than 22" X 28". If the exhibit is a display, maximum size is not to exceed a standard commercial 3' X 4' tri-fold display board. Trifold boards are encouraged.
4. Name and county/ district must clearly be marked on educational exhibits.
5. Displays should include only work performed during the current year.
6. Creativity is encouraged!

Classes:

- Class 1 – Beginning Educational Display
This class for individuals that are exhibiting in the Beginning I and II Collection or Beginning Notebook Classes. If only exhibiting in this category, then ages 9-12. Follow the general rules listed for the Educational Displays.
- Class 2 – Intermediate Educational Display
Class for individuals that are exhibiting in the Intermediate Collection or Intermediate Notebook Classes. If only exhibiting in this category, then ages 11-14. Follow the general rules listed for the Educational Displays.
- Class 3 – Advanced Educational Display
Class for individuals that are exhibiting in the Advanced Collection or Advanced Notebook Classes. If only exhibiting in this category, then ages 13 or older. Follow the general rules listed for the Educational Displays.

ENTOMOLOGY SPECIAL AWARDS

Grand Champion Entomology – Blackston Family, Terri, Derek and Jennifer, 3103 Steven St., Augusta 67010

Department – FIBER ARTS

1. Read GENERAL RULES AND LIVESTOCK/PROJECT AUCTION.
2. All exhibits must be the result of the current club/chapter year work.
3. To exhibit, 4-H members must be enrolled in Fiber Arts in Butler County.
4. Identification Label:
 - a. Type or print on 3"x 2 1/2" piece of cloth: name, class number, and club. The Extension Office has labels available.
 - b. Sew or safety-pin this ID label on the corner of flat articles.
5. For garments, attach ID label to the front left shoulder seam, or left side of waistband, as if you were wearing the garment. The exhibitor may attach a 4" x 6" card with any information on what parts of the exhibit they made, processes used, or other information which the exhibitor thinks would be helpful for the judge. For all items, please indicate if item was made from a kit.

DIVISION 210 – GENERAL FIBER ARTS

Check in and Judging: Saturday, July 22, 12:00 NOON at judging time as scheduled

Superintendent: Joanna Hadley

Assistant Superintendent: Kristina Willour



1. Each 4-Her will be allowed a total of 6 entries.
2. Articles cannot be used during the Fashion Revue.
3. When articles which are normally worn together are exhibited, both articles must be shown together. Fasten articles together securely with safety pin.
4. All exhibits which need to be hung should have the appropriate saw tooth hanger, rod, wire, or other mechanism attached in order to be properly displayed. The saw tooth hangers must be screwed or nailed in. Exhibit will not be displayed if the necessary hardware is not attached.

5. By definition fiber arts are:
 - Needle Arts: an article created by hand using any of the following techniques: a) embroidery and cross-stitch; b) needlepoint; c) candle wicking; d) crewel; e) lacework; and/or f) applique.
 - Patchwork or Quilted Article: It is an acceptable practice for the exhibitor to create the patchwork or quilted article and have someone else quilt it. Indicate quilter's name.
 - Rug Making: acceptable techniques include braiding, latch hook, tying, floor cloth, etc. The finished product should be an item that would be an item used in the home.
 - Spinning: a skein - minimum 10 yards in length.
 - Weaving: Members should attach information about the type of loom or process used.
 - Ethnic Arts: This is defined as a Fiber Art technique that is associated with a specific country or culture. It is a practical skill that was developed to provide basic family needs such as apparel, home furnishings or decorations. It is also defined as a method that has been maintained throughout history and passed on to others, often by observation and by example, such as batik, Swedish tuck towel weaving, mud cloth, bobbin weaving, tatting, etc. Members should attach information on the history of the ethnic fiber art, where it was used, by whom, how it was used, short description of the technique, etc.
 - Macramé: an article
6. Tied blankets and pillows are not considered Fiber Arts. Enter in Visual Arts: General Arts & Crafts Division.

Classes:

- Class 1 – Junior – ages 7-9
- Class 2 – Intermediate – ages 10 to 13
- Class 3 – Senior – ages 14 and over

FIBER ARTS SPECIAL AWARDS

Grand Champion –Ron Wescott Memorial, Charla, Garret, Alyson & Tyler, 6239 N. Greenwich Rd., Wichita 67226

Reserve Grand Champion – John Hetherington Family, PO Box 147, Towanda 67144

DIVISION 211 – CROCHET

Check in and Judging: Saturday, July 22, 12:00 Noon at judging time as scheduled

Co-Superintendents: Theresa Toews & Debora Claassen

1. Club/Chapter members may make ONLY FOUR entries, one of which may be an educational notebook.
2. Members who wish to participate in Fashion Revue by modeling an item they made must pre-enter in the Fashion Revue Division.

Classes:

- Class 1 - Article, first year crochet only
- Class 2 - Article, 7-9 years of age
- Class 3 - Article, 10-13 years of age
- Class 4 - Article, 14-18 years of age
- Class 5 - Educational Notebook



DIVISION 212 - KNITTING

Check in and Judging: Saturday, July 22, 12:00 Noon at judging time as scheduled

Co-Superintendents: Theresa Toews & Debora Claassen

1. Club/Chapter members may make ONLY FOUR entries, one of which may be an educational notebook.
2. When articles which are normally worn as pairs are exhibited, both articles must be shown together. Fasten articles together securely with yarn.

3. Special consideration will be given to articles which are of original design. Such articles should have a note attached explaining the original design.
4. Members who wish to participate in Fashion Revue by modeling an item they made must pre-enter in the Fashion Revue Division

Classes:

- Class 1 - Article, for first year knitters only
- Class 2 - Article, 7-9 years of age
- Class 3 - Article, 10-13 years of age
- Class 4 - Article, 14 years of age and older
- Class 5 - Machine-knitted article, all ages
- Class 6 - Loom-knitted article, all ages
- Class 7 - Educational Notebook



FIBER ARTS - CROCHET/KNITTING SPECIAL AWARDS

Grand Champion – Branch Creek Farms, Jeff & Theresa Toews, 13337 NW 70th, Whitewater 67154

Reserve Grand Champion – Mark Sudduth Realty, Mark & Donna Sudduth, 608 State St., Augusta 67010

Department – FOODS

1. Read GENERAL RULES AND LIVESTOCK/PROJECT AUCTION.

Check-in and Judging: Friday, July 21, 8:00 AM at judging time as scheduled

Superintendent: Courtney Jackson

Assistant Superintendent: Connie Chilcott



DIVISION 213 – FOODS AND NUTRITION

1. For food safety purposes, any food with custard and dairy-based fillings and frostings (example cream cheese), raw eggs, flavored oils, "canned" bread or bread or cakes in a jar, cut fresh fruit (including strawberry pies) any food requiring refrigeration (example bacon) or unbaked exhibit with raw flour, CANNOT BE EXHIBITED OR ENTERED. It will be disqualified. Refer to *K-State Research and Extension Publication MF3544 Food Safety of Frostings and Fillings* <https://bookstore.ksre.ksu.edu/pubs/MF3544.pdf> for assistance in developing fillings and frostings that meet food safety guidelines.
 - a. **Page 4 of this publication offers a list of SEVERAL UNACCEPTABLE examples of dairy-based fillings and frostings (ONE example: cream cheese) AS WELL AS OTHER INGREDIENTS that are NOT acceptable for entry in the Butler County Fair or the Kansas State Fair due to food safety issues.** Consider using vegetable shortening in frostings. Using these guidelines, if a food entry is determined unsafe to consume, it will be disqualified and will be sent home without being judged.
 - b. Additional reference: K-State Research and Extension publication 4H488, "Judges Guide for Foods and Nutrition Exhibits." <https://bookstore.ksre.ksu.edu/pubs/4h488.pdf>
2. Alcohol is not allowed as an ingredient in food entries. Entries with alcohol in the recipe will be disqualified and not be judged.
3. All baked goods including loaf breads, layer cakes, cobblers, crumb cakes, etc. must be left whole and uncut. Pies must be in a disposable pie pan. Any baked product that can be removed from the pan should be placed on a plate, covered cardboard or disposable container. Other exhibits should be in food grade plastic bags, disposable plastic containers or boxes.
4. Snack mixes, such as trail mix or caramel corn, must be in full snack bag.
5. All unfrosted cakes should be exhibited in an upright position with crust showing. The exception is for those cakes made with special designs such as Bundt cakes. They should have top crust side down. Sponge, chiffon or angel food cakes are not frosted or glazed.

6. Small items, such as cookies and rolls, should be the same shape and from the same recipe. Exhibit 3 cookies, 3 muffins, 3 bread sticks, etc. At your discretion, you may exhibit muffins or cupcakes in paper liners.
7. Complete recipes are **REQUIRED** for all food product exhibits including decorated cakes; otherwise the ribbon will be lowered one placing.
8. **Label must be attached on the item and must provide the description of the product** (i.e. chocolate cake, spice bundt cake, chocolate chip sugar-free cookies, etc.) The exhibitor may attach any additional information which the exhibitor thinks would be helpful for the judge to know.
9. Under baked entries may be lowered one or more ribbon placings.
 - a. Suggested Resource: "When are Baked Goods Done?"
10. It is optional for the 4-Her to sell their food at the AUCTION. (Cookie Jars must sell.)
11. Recipes and instructions in the 4-H Food project are ONLY guidelines. Comparable recipes from other sources may be used.
12. Members are limited to a total of Six (6) food exhibits.
13. Cake mixes can be used for Junior age group or as a starting point for Intermediate and Senior age group, including decorated cakes.
14. The judge will cut into each product in order for it to be judged.

Classes:

- Class 1 - Junior - ages 7-9
- Class 2 - Intermediate - ages 10 to 13
- Class 3 - Senior - ages 14-18
- Class 4 - Sugar free, gluten free, dairy free product - must be a non-perishable sugar free, gluten free or dairy free product.
- Class 5 - Candy - 3 pieces of candy on a small plate (not eligible for Special Award)
- Class 6 - Modified Recipe

Modified recipe is one that has been modified from the original recipe to nutritionally enhance the food product. Attach one 8 ½ x 11-inch paper (front and back) that includes original recipe, modified recipe, and narrative to describe modifications made. Information may include why modifications were made, and lessons learned such as nutritive value, or changes in appearance, doneness, aroma, flavor, tenderness and/or texture. (Example: a standard blueberry muffin recipe that is modified to make it gluten free.)

Suggested resource:
 Altering Recipes for Good Health Texas A&M University -
<http://gillespie.agrilife.org/files/2013/02/Altering-Recipes-for-Good-Hea1.pdf>
- Class 7 - Educational Exhibit

Exhibits may be in the form of a poster, notebook or display. Follow copyright laws and take care to select materials that will withstand the fair conditions. No card table displays are allowed. If the exhibit is a poster, it must not be larger than 22" x 28". Displays are not to exceed a standard commercial 3' x 4' tri-fold display board. Name and club must be clearly marked on educational exhibits. NOTE: A collection of your favorite recipes in a recipe box or notebook does not constitute an educational exhibit. (Judged with the Foods Judging).
- Class 8 - 1 Decorated Cake – whole cake not a cupcake (County Competition Only)
- Class 9 - Food Gift Package
 1. No alcoholic beverages will be accepted. No alcohol should be included as an ingredient in food entries. Entries with alcohol in the recipe will be disqualified and not be judged.
 2. A food gift package must contain at least 3 different homemade food items (prepared for human consumption), made by the 4-Her, in a suitable container no larger than 18" x 18" x 18" not including cellophane.
 - a. Prepared food items must have recipes attached with the entry. Additional homemade or purchased food items beyond the 3 minimum may also be included in the gift package. Home canned foods must

follow Food Preservation rules and recipes. Canning jars should not be used for baking per manufacturer's instructions.

3. No fireworks or knives will be allowed.
4. On a recipe card, answer these questions:
 - a. What is the intended use?
 - b. What food safety precautions were taken during and after preparation?
- Class 10 - Cookie Jar (Theme is "Sew It, Grow It, Show It")
 1. Prepare assorted, homemade cookies in a clear glass WIDE mouth jar of a gallon capacity.
 2. For food safety purposes, any food with custard and dairy based fillings and frostings (example cream cheese), raw eggs, flavored oils, "canned" bread or bread or cakes in a jar, cut fresh fruit or any food requiring refrigeration (example bacon) CANNOT BE EXHIBITED OR ENTERED. Refer to K-State Research and Extension publication 4H488, May 2012, "Judges Guide for Foods and Nutrition Exhibits". If it is determined that the food may not be safe to consume, it will be sent home without being judged.
 3. Each cookie should be wrapped separately in clear plastic wrap.
 4. Jar should contain not less than 5 kinds and no more than 8 kinds of cookies. Use whatever quantity cookies needed to fill jar completely. (For example: 3 of 1 kind, 6 of another kind and 5 of another kind, etc. or 6 of each kind).
 5. Jar attractively decorated, and cookies must be visible—will count 25% of score.
 6. Bring 1 cookie of each kind individually wrapped in clear plastic wrap and identified, so that judge may taste the cookie when judging. Put these in a flat box. (These will not be returned.)
 7. All Cookie Jars will be donated to the Butler County 4-H Council. The winning cookie jar will be presented by the exhibitor to the 4-H Volunteer(s) of the Year recognized prior to the Livestock Auction. All other Cookie Jars will be auctioned during the 4-H Food Auction.
 8. Winners must have received a purple ribbon to be eligible for Champions or Reserve Champions.
- Class 11- Dessert Imposters

Mom has always said don't play with your food! But in this class we are encouraging you to play with your food! Dessert Imposters are "fake-out" foods that are made of dessert recipes, but look like savory foods like hamburgers, pizza or pasta! So, get creative and do your best to "fake-out" our judges!

 1. Dessert Imposters entries must follow outlined safety requirements from the Foods and Nutrition division.
 2. Entries should be presented on/in an appropriate display container.
 3. Entries must use a minimum of 2 different dessert recipes to create the final product.
 4. Recipes used for the desserts must be attached to the entry along with a list of any other embellishments or additions to the overall display.
 5. All ingredients/toppings must be edible.
 6. Overall score will be based off of taste and overall appearance as an imposter dish.

FOODS AND NUTRITION SPECIAL AWARDS

Grand Champion Senior Foods - Carolyn & Bronson Webb, 5602 SW Shumway, ElDorado 67042

Reserve Grand Champion Senior Foods – Jeff and Theresa Toews, 13337 NW 70th, Whitewater 67154

Grand Champion Intermediate Foods – Nichols Farm, Kyle and Stacie Nichols, 6659 SW 40th, ElDorado 67042

Reserve Grand Champion Intermediate Foods – Satchel Creek Ranch, Tiya Tonn, 5611 NE Satchel Creek Rd., ElDorado 67042

Grand Champion Junior Foods – Toni Bowlin, 20938 SW Indianola Rd., Douglass 67039

Reserve Grand Champion Junior Foods – Kim & Mike Wright, 10770 SW Hwy. 254, Towanda 67144

Champion Food Package – Mark Sudduth Realty, Mark & Donna Sudduth, 608 State St., Augusta 67010

Champion Modified Foods – Purple Heart 4-H Club, Jennifer Johnson-Ikner, PO Box 85, Rose Hill 67133

Dessert Imposters Award – Butler County 4-H Council, 206 N. Griffith, ElDorado 67042

Grand Champion Senior Foods (Class 3) - Scholarship for 15 credit hours by Butler Community College, President - Dr. Kimberly Krull, 901 S. Haverhill Rd., ElDorado 67042

4-H FOOD AUCTION

Time: Friday, July 21, 6:30 PM

Location: South Room of the 4-H Community Building

Superintendent: Dereck Chilcott

Assistant Superintendent: Amy Cordell

SALE OF FOOD PRODUCTS

At the discretion of the 4-Her, all cookies, brownies, cakes, cupcakes, pies, food preservation, loaf quick breads, yeast breads, etc. may be placed in the Food Auction. Gluten-free, sugar-free and dairy-free items may be available in the sale. White ribbon/disqualified items cannot be sold in the food auction.

Proceeds of the Food Auction go to 4-H Council to support Butler County 4-H Activities. ***Thank you to all the individuals or businesses that purchased food items at the 2022 Butler County Fair.***

DIVISION 214 - FOOD PRESERVATION

Check-in: Friday, July 21, 8:00 AM at judging time as scheduled

Superintendent: Courtney Jackson

Assistant Superintendent: Connie Chilcott



1. Read General Rules and Livestock/Project Auction
2. All exhibits must have been preserved since August 1 of the previous calendar year.
3. Recipes and processing methods from the sources below are recommended. Recipes must be from current, tested resources listed below **AND MUST BE ADJUSTED FOR ALTITUDE based on your processing location or it will be disqualified.** Processing methods that will be disqualified include open kettle canning, oven canning, sun canning and using electric multi-cookers. Untested recipes will be disqualified for food safety reasons.
4. **Tested Resources include:**
 - K-State Research and Extension Food Preservation publications
 - Other University Extension Food Preservation publications
 - USDA Complete Guide to Home Canning, @2015
 - So Easy to Preserve, 6th edition, The University of Georgia Cooperative Extension Service
 - Ball® Blue Book Guide to Preserving, Edition 37
 - Ball® Complete Book of Home Preserving, @2015 and @2020
 - Canning mixes (i.e. Mrs. Wage's, Ball®)
 - Pectin manufacturers (i.e. SureJell, Ball®)
 - KSRE Rapid Response Center Preservation Recipes
 - National Center for Home Food Preservation
5. **Refer to the following K-State Research and Extension publications for more information:**
 - 4H712, Food Safety Recommendations for Food Preservation Exhibits (<http://www.ksre.ksu.edu/bookstore/pubs/4H712.pdf>)
 - MF3170 "10 Tips for Safe Home-Canned Food" (<http://www.ksre.ksu.edu/bookstore/pubs/MF3170.pdf>)
 - MF3171 "Sassy Safe Salsa at Home" (<http://www.ksre.ksu.edu/bookstore/pubs/MF3171.pdf>)
 - MF3172 "What's Your Elevation?" (<https://bookstore.ksre.ksu.edu/pubs/MF3172.pdf>)

- MF3241 "How to Guide to Water Bath Canning and Steam Canning" (<https://bookstore.ksre.ksu.edu/pubs/MF3241.pdf>)
 - MF3242 "How to Guide to Pressure Canning" (<https://bookstore.ksre.ksu.edu/pubs/mf3242.pdf>)
6. NO PROVISION will be made for Frozen Food Exhibits.
 7. **Hole punch the entry card and use a rubber band to attach the entry card and recipe around the top of the jar.**
 8. Each exhibit must have a complete recipe and instructions attached with entry card which includes **Exhibitor's Name, source of recipe and page number, date of publication, and altitude where food was processed.** If using Mrs. Wages or Ball® mixes, indicate the date the mix was purchased.
 9. Labels: Each container exhibited must be labeled. Labels are available at the County Extension Office. Label must include the name, club, class number, product, canning method used (water bath, weighted gauge or dial gauge pressure method, date processed including month and year, process time, amount of pressure (psi), and altitude where preserved. Label must not cover jar brand.
 10. No fancy packs unless recipe states to do so (example: Pickled Asparagus).
 11. Failure to add the recipe card or information requested above may be lowered 1 ribbon placing or disqualified.
 12. Exhibits must be sealed in non-decorated, clean standard canning jars with matching brand two-piece lids. Do not use the colored jars. Do not add fancy padded lids, fabric over wraps or cozies as they interfere with the judging process. Jelly must be in 4 oz. jars, 1/2-pint (8 oz.), 12-ounce or pint jars (16 oz.) and salsa in pint jars. All other products must be in pint, 24-ounce or quart jars. Use pint jar canning process recommendations for 12-ounce jars and use quart jar process recommendations for 24-ounce jars. Sealing rings must be removable and jars clean and free from rust.
 13. For food safety reasons, the size of jars used must not be larger than the jar size stated in the recipe.
 14. The exhibitor may attach any information which the exhibitor thinks would be helpful for the judge to know.
 15. Entries with alcohol in the recipe will be disqualified and not be judged.
 16. Food Preservation exhibits may sell in the FOOD AUCTION but are not required to do so. All Food Preservation exhibits not selling in the Food Auction will be displayed during the fair.
 17. Members are limited to a total of FIVE entries in this division. Foods entered in the Foods & Nutrition Division do not count in Food Preservation entries.
1. **Classes:**
 2. Class 1 – Sweet Spreads – 1 Jar
 3. Class 2 – Fruits, juices, fruit mixtures – 1 jar
 4. Class 3 – Low acid vegetables – 1 jar
 5. Class 4 – Pickles, fermented foods, relishes, and chutney – 1 jar
 6. Class 5 – Tomato-tomato products, tomato juice, tomato salsa – 1 jar
 7. Class 6 – Canned meats
 - Class 7 – Dried Foods
- Dried products must include the recipe and preparation steps. If dried food product is not in a canning jar, it will be lowered one ribbon rating. Suggested amount: 1/3 to 1/2 cup or three or four pieces per exhibit. All meat jerky **MUST** be cooked to 160 degrees F before drying. This is not the drying temperature. For recommendations see "Dry Meat Safely at Home" (<http://www.ksre.ksu.edu/bookstore/pubs/MF3173.pdf>).

FOOD PRESERVATION SPECIAL AWARDS

Grand Champion Food Preservation – Byron Harvey Family, 8484 SW 50th, Towanda 67144
 Reserve Grand Champion Food Preservation – The Chilcott GrandKids, 17019 SE Cole Creek Rd., Atlanta 67008

\$20 Cash Award to Grand Champion and \$10 Cash Award to Reserve Grand Champion in Food Preservation by Garden Gate Garden Club of Butler County, Robin Hoefgen, 4274 W 90th, Augusta 67010

Department – GEOLOGY & LAPIDARY

Check in and Judging: Friday, July 21, 1:00 PM following Entomology Judging

Superintendent: Burgundy Bennett



1. Read General Rules.
2. Exhibit boxes should be 18" x 24" x 3½". Plexiglass covers are required. Boxes with glass covers will NOT be accepted. All specimens are to be arranged across the narrow (18") dimension of the exhibit box, making the exhibit 18" across the top and 24" deep. If a box has a sliding plexiglass cover, it must be removable from the top. Screws, locks or other devices that would prevent judges from removing cover should not be used.
3. Each entry is to be identified by a label bearing name, county, and number of specimens in the upper left corner of the box (inside-use clear double-sided tape to adhere gummed labels), and by attaching a label with the same information on the back of the box.
4. Specimens should be labeled with the number of the specimen, date collected, specimen name or description, and locality (county) where collected.
5. For classes in the Geology division, specimens should be mounted in the box by proper groups: rocks, minerals, fossils. Fossils must be identified to the Phylum, Class, and Genus level. More than one specimen of the same kind of rock or mineral or species of a fossil may be exhibited if this duplication represents different geological formations. Specimen label must show this distinction (Fort Hays limestone, not just limestone; exact species must have different formation names listed on the I.D. card; Composite Brachiopod from Morrill Limestone not just Brachiopod or Composita Brachipod).
6. All specimens must be collected from locations in Kansas for classes in the Geology division. Out-of-state specimens will not be counted in the minimum number for the class, nor will they be considered in the judging.
7. Exhibitor may enter in both Geology and Lapidary Classes. Exhibitors may make only one geology display entry. Exhibitor may also make an education exhibit, mineralogy display, fossils, and enter in one or more of the lapidary classes.

DIVISION 215 - GEOLOGY

Classes:

- Class 1 - Display at least 15 rocks, minerals, and fossils collected during the current 4-H year.
Limited to one exhibited box 18" x 24" x 3½" with plexiglass. Only those exhibiting at County Fair for the first time may enter this class.
- Class 2 - Display at least 30 different rocks, minerals, and fossils, at least 5 of each. Fifteen must be collected during the current 4-H year. Limited to one exhibit box, 18" x 24" x 3½" with plexiglass cover. This class is open to those exhibiting either first or second time at County Fair.
- Class 3 - Display at least 45 rocks, minerals, and fossils, at least 5 of each. Fifteen must be collected during the current 4-H year. Exhibit limited to two boxes. List as igneous, metamorphic or sedimentary. These rock types must be spelled out on labels or have a legible key. This class is open to those exhibiting either the third or fourth time at County Fair.
- Class 4 - Display at least 60 rocks, minerals, or fossils, at least 5 of each. Fifteen must be collected during the current 4-H year. Exhibit limited to two boxes. List as igneous, metamorphic or sedimentary. These rock types must be spelled out on labels or have a legible key. This class is open to those exhibiting the fifth time or more at the County Fair.
- Class 5 – Educational exhibit relating to everyday living; or to a mineral test, a rock formation, geological history, species of fossil, forms of one mineral, a variation of one kind of rock, archeological artifacts, or Indian artifacts.
Exhibit limited to 4 feet of the table space or to no more than two exhibit boxes. Care should be taken to use durable materials that will withstand County Fair conditions.

- Class 6 – Mineralogy Display a minimum of 15 mineral specimens collected in Kansas, at least 5 of which have been collected during the current 4-H year.
The minerals are to be grouped by mineral class (i.e. Carbonates, Oxides, Silicates) and at least 3 classes must be represented. The member must use one standard display box. The specimens must be labeled with the number of the specimen, date collected, name of specimen, county where collected, and chemical composition (i.e. CaCo3 for calcite), if known.
- Class 7 – Fossils – Display a minimum of 15 Fossil specimens collected by the participant in Kansas, at least 5 of which have been collected during the current 4-H year.
The Fossils are to be grouped by phylum and class, and at least three phyla must be represented (Brachiopoda, Chordata, Mollusca, etc.). The member must use one standard display box.
 - The specimens must be labeled with the number of the specimen; date collected; county where collected; formation, member, or source; phylum, class, and genus or part; and geologic age (Cretaceous, Permian, Pennsylvanian, etc.)

DIVISION 216 – LAPIDARY

The lapidary will be judged on the following criteria:

Workmanship - 60 points

Presentation and Showmanship - 30 points

Accuracy of Information - 10 points

Classes:

- Class 1 - Display at least 5 varieties of polished (tumbled) specimens and 5 varieties of unpolished specimens that have not yet received lapidary treatment.
These do not have to be an example of "before and after", nor do they have to be self-collected. Locales must be identified. Only those exhibiting lapidaries at the State Fair for the first time may exhibit in this class.
- Class 2 - Exhibit at least 6 gemstones and minerals that have received lapidary treatment.
Lapidary treatment may consist of tumbling, polishing, and end or face or flat lapping. Specimens must represent at least 3 different gem stones and minerals and include at least 3 cabochons of any size or shape. Three of the specimens must be mounted. Label specimens as appropriate including locality (state) where originated.
- Class 3 - Display before-and-after examples of at least 3 varieties of specimens, at least 2 tumble-polished and 2 unpolished of each.
There is no requirement that the 4-H'er collect any of these. Locales must be identified. Lapidary work should be done during the current 4-H year.

GEOLOGY SPECIAL AWARDS

Grand Champion Geology – Blackston Family, Terri, Derek and Jennifer, 3103 Steven St., Augusta 67010

Department – PHOTOGRAPHY

DIVISION 217 – PHOTOGRAPHY

Check-in and Judging: Friday, July 21, 10:00 to 12:00 Noon at judging time as scheduled



Superintendent: Briony Smith

Assistant Superintendents: Jennifer Carney, Carrie Claassen, Kathy Wooderson

1. Read GENERAL RULES AND LIVESTOCK/PROJECT AUCTION.

2. Each exhibitor can have **no more than 5 entries in classes 1 through 8, 11 & 12 plus no more than 1 entry each in classes 9 & 10.**
3. All exhibits must have been taken or made by the 4-H member since August 1 of the previous calendar year.
4. All exhibits will be brought to the fair and put in boxes according to club name. Signup for judging will be at that time. ALL exhibits will be checked for proper size mounting with a template at a later time. Any photography not mounted properly will be lowered 1 ribbon.
5. All photographs submitted in classes requiring a single, vertical or horizontal 8" x 10" print are to be mounted across the narrow 11" dimension of an 11" x 12.5" sheet of white studio mount with the top edge of the print 1" below the top of the mount board and with the sides of the print equal distance from the two sides of the mount board. (White studio mount is available at the Butler County Extension Office along with more detailed instructions for mounting.) Remove all borders. A permanent mount must be made using a photographic adhesive spray. All photos must be no larger than 8" x 10" and no smaller than 7" x 9".
6. No lettering or imprinted date is permitted on the mount or on the photo. No underlays or borders are to be used. Photo will be lowered one ribbon placing for either lettering or imprinted data.
7. Each exhibitor's name and club should be written on the back of the mount. 4-H entry cards should be attached with masking tape to the lower left edge of the mount board.
8. To protect exhibits from dust and moisture, it is required that mounted photographs are placed in plastic sleeves available at the Butler County Extension Office. No Ziploc bags allowed. **DO NOT SEAL SLEEVES.**
9. Photos with live subject(s) on railroad right-of-way or taken from railroad right-of-way property will not be judged or displayed.
10. Photographs taken with a digital camera and having no more adjustments than exposure, color intensity or correction, one click filter effects, red eye removal, cropping, dodging and burning should be entered in the standard color or black and white classes. HDR photos are to be entered in standard photo class.
11. The black and white class is for black and white prints only. Monochromatic prints, including sepia prints are considered color photos and must be entered in the appropriate age color photo class.
12. Appropriate photo subject matter is expected to follow 4-H standards. For a sense of prohibited subject matter, review the Kansas Code of Conduct; if it is not allowable at a 4-H event, it is not allowable as a photograph at the County Fair.
13. Copyright protections must be observed.
14. To enter Class 9, exhibitor must bring 1 mounted photo and another 8 x 10 photo (same photo but not mounted). The additional photo must be labeled with exhibitor's name and club on the back. This additional photo must be in a manila envelope which must be labeled with the name and club. By entering in Class 9, the exhibitor gives the Butler County Administration permission to use the photos on its website, financial reports, etc. See Special Awards for prizes.
15. Firearms and weapons (including but not limited to items resembling a firearm, weapon or photos of firearms and weapons) are not allowed to be entered or exhibited.

Butler County Conservation Districts 4-H/FFA Conservation Photo Contest. See class 10 on next page:

1. Subject matter must be CONSERVATION PRACTICES within Butler County: Examples include Contour Farming, No-Till Farming, Terraces, Cover Crops; Field Borders (brome or native grass), Grass Waterways, Livestock Management Practices such as manure storage and runoff control, Riparian Buffers (trees or grass), Pollinator Habitat (vegetation used by bees and other pollinators). NOTE: Pictures of honeybees/hives are NOT eligible as they are not a conservation practice.
2. All photos must be surrendered to the Butler County Conservation District immediately at the conclusion of the Fair. The winning photo will be entered into the Ks. Assoc. of Conservation Districts photo contest. The 4-H/FFA member and parent will be required to sign a release form for the KACD; the Extension Agent will collect these photos at the conclusion of fair.

3. Photos must be taken during the current 4-H/FFA year. Minor digital enhancements for cropping, red eye removal, filters and corrective functions are permitted; however, images that have been altered in any significant manner will be disqualified. Previously published photos may not be entered.
 - a. **Photo entry must also include:**
 - b. A typed brief description of the photo, date and location taken, name, age and the words "BUTLER COUNTY". This information must be included in the sleeve with the photo. You will also be required to provide your address to the Bu. Co. Conservation District.
 - c. A photo release form must be printed from the following website and included in the sleeve with your photo when submitted at Fair check-in: www.butler.k-state.edu/4hfair/Fair%20Forms.html
 - d. You must follow the same mounting rules for this class as the 4-H classes, with the exception that all photos must be 8x10. See rule #5 above.
4. The Conservation District will pay \$75 to the 4-H/FFA Member with the winning photo selected by the judges.

Classes:

(Classes 1 thru 7 –See Photography Rule #10.)

NOTE: Overall Grand and Reserve Grand are selected from Champions of Classes 1-8.

- Class 1 - Color photograph, 1st year in the project
- Class 2 - Color photograph 2 to 3 years in the project
- Class 3 - Color photograph 4 or more years in the project
- Class 4 - Black and white photograph, 1st year in the project
- Class 5 - Black and white photograph 2 to 3 years in the project
- Class 6 - Black and white photograph 4 years or more in the project
- Class 7 - Action or Motion Photo – this photo shows action, motion or movement
- Class 8 - Digital Composite Image.
 Photo must be created from 2 or more originals taken by the exhibitor. Exhibitor must include a second 11 x 12 1/2 matte board mounted with standard size prints of the original photos, 3 x 5 card(s) explaining what manipulation was done and a standard size print of the final photo. Optional, may include prints of editing steps. Photos showing editing steps may be layered. Place both matte boards in the same protective plastic sleeve. See rule #11 for definition.
- Class 9 - Single Photo promoting Butler County (nature, places, way of life). (See Rule 14).
- Class 10 – Conservation Photo – Single Photo for Butler County Competition only.
 See conservation photo guidelines on previous page.
- Class 11 – Growth Portfolio Class
 1. Member must have been enrolled in Photography project for five (5) years or more.
 2. Exhibit will consist of 5 (five) photos - one from each of the past 5 years of enrollment. Each photo must have been created in a different year and must be labeled with year taken and which year of enrollment it represents.
 3. Photos must be 8" x 10" and may be color or black and white.
 4. An information sheet must accompany each photo giving brand and model of camera used to create the photo. The settings for focal length, aperture, mode and shutter speed must also be listed.
 5. Skill set used to create the photo must be given and explained. Main goal for each year should be listed.
 6. Beginning with photo 2, member description of GROWTH in project skill must be included on information sheet.
 7. Exhibit will consist of photos arranged in chronological order of enrollment, information sheet on each photo, and all information listed in #6 and #7. A portfolio book will be required.

- Class 12 – Career Portfolio Class
 1. Member must have been enrolled in Photography for 5 (five) or more years OR member must be age 15 -19 and been enrolled in photography for at least two (2) years.
 2. Exhibit will consist of ten (10) 8 x 10 photos showing skill development in one of the following photography areas: Portraiture, Special Effects (not done with computer), Landscape, Photojournalism, Black and White, Nature/Wildlife or Graphic Design (computer skills with photos). Photos may have been created over multiple project years.
 3. Photos may be color except if Black and White option is chosen.
 4. An information sheet must accompany each photo giving brand and model of camera used to create the photo. The settings for focal length, aperture, mode and shutter speed must also be listed.
 5. A one-page summary should accompany the portfolio listing the goal for pursuing this area of photography and what skills were learned while doing so. Mentors should be acknowledged. Career exploration can also be described.
 6. Exhibit will be presented in a notebook designed for portfolio review with pages for required information from #4 and #5.

PHOTOGRAPHY SPECIAL AWARDS

Grand Champion –Daniel Persons Memorial, Steve & Pam Persons Family, 8189 SW Parallel, Towanda 67144

Grand Champion \$50 Cash Award – Chase Augur Memorial, 17109 SE Cole Creek, Atlanta 67008

Reserve Grand Champion – Daniel Persons Memorial, Steve & Pam Persons Family, 8189 SW Parallel, Towanda 67144

Champion Color Photo (1st year in project) – Carrie & Gary Claassen, 15649 NW 50th, Whitewater 67154

Reserve Champion Color Photo (1st year in project) – Sunflower Homestead, LLC, Alan & Kathy Wooderson, 2893 NW Meadowlark Rd., Benton 67017

Champion Color Photo (2-3 years in project) –

Reserve Champion Color Photo (2-3 years in project) – Tim Schneider, 19074 Kingbird Ct., Queen Creek, AZ 85142

Champion Color Photo (4 or more years in project) - Sunflower Homestead, LLC, Alan & Kathy Wooderson, 2893 NW Meadowlark Rd., Benton 67017

Reserve Champion Color Photo (4 or more years in project) – Evan & Erica (Edwards) Schluntz, 216 J Road, Naponee, NE 68960

Champion Black & White Photo (1st year in project) – Evan & Erica (Edwards) Schluntz, 216 J Road, Naponee, NE 68960

Reserve Champion Black & White Photo (1st year in project) – Tim Schneider, 19074 Kingbird Ct., Queen Creek, AZ 85142

Champion Black & White Photo (2-3 years in project.) – Ed & Linda Hepburn, PO Box 37, Benton 67017

Reserve Champion Black & White Photo (2-3 years in project) – Tim Schneider, 19074 Kingbird Ct., Queen Creek, AZ 85142

Champion Black & White Photo (4 or more years in project) – Purple Heart 4-H Club, Jennifer Johnson, PO Box 84, Rose Hill 67133

Reserve Champion Black & White Photo (4 or more years in project) – Benton Busy Bees 4-H Club, Kyle Nichols, 6659 SW 40th, ElDorado 67042

Champion Action Photo –

Champion Butler County Promotion Photo – Cassoday Boosters 4-H Club, Tresa Garcia, 10327 NE Ellis Rd., Cassoday 66842

Reserve Champion Butler County Promotion Photo - Becky Knoll Memorial, Flint Hills 4-H Club, Toni Gauthier, 5415 NE Ellis Rd., El Dorado 67042

Special \$75 Cash Award for Champion of Class 9 (Promoting Butler County) - Butler County Administration, Butler County Courthouse, 4th Floor, 205 W. Central, ElDorado 67042

Special \$50 Cash Award \$50 for Reserve Champion of Class 9 (Promoting Butler County) - Butler County Administration, Butler County Courthouse, 4th Floor, 205 W. Central, ElDorado 67042

Champion Senior Photo (selected from Classes 3 and 6) - Scholarship for 15 credit hours by Butler Community College, President - Dr. Kimberly Krull, 901 S. Haverhill Rd., ElDorado 67042

Department – PLANT SCIENCE

1. Read General Rules and Livestock/Project Auction Rules.
2. Open only to members enrolled in any phase of Plant Science project.

Check-in and Judging: Friday, July 21, 1:00 to 3:00 PM

Superintendent: Tresa Garcia



DIVISION 218 – FLORICULTURE

1. Any plants found to have insects will be disqualified and sent home.
2. Club members may make TWO ENTRIES in each class with no more than 8 total per exhibitor.
3. Interview judging will be done.
4. All materials (flowers) should be grown and collected rather than purchased, except for Class 8. In Classes 6, 7 and 9, the exhibitor must own these plants by May 1.
5. Class 9 (Miniature/Fairy/Container Garden) must include the following: a minimum of 2 live plants, a label attached with the names of all the plants in the display and any lights or moving figures should be battery operated. Container gardens are not required to contain figurines; they may be plants only.

Classes:

- Class 1 - Single Cut Flower (Annual or Perennial) specimen exhibited with foliage in plain container. (No glass soda bottles.) Flowers in this class must have been grown by the exhibitor.
- Class 2 - Flower arrangements (not foliage plant)-consideration given to quality, arrangement and choice of container
- Class 3 - Dried flower arrangement (not foliage plant)
- Class 4 - Arrangement using wildflowers
- Class 5 - Arrangement in novelty container
- Class 6 - Potted Foliage Plants (such as philodendrons)
- Class 7 - Cacti and other succulents
- Class 8 - Arrangement using silk flowers
- Class 9 – Miniature/Fairy/Container Garden

PLANT SCIENCE - FLORICULTURE SPECIAL AWARDS

Grand Champion Floriculture – Toni Bowlin, 20938 SW Indianola, Douglass 67039

Reserve Grand Champion Floriculture – Toni Bowlin, 20938 SW Indianola, Douglass 67039

\$20 Cash Award to Grand Champion and \$10 Cash Award to Reserve Grand Champion in Floriculture by Garden Gate Garden Club of Butler County, Robin Hoefgen, 4274 W 90th, Augusta 67010

DIVISION 219 - HORTICULTURE

1. Products exhibited must have been grown in current year by club members exhibiting.
2. Club/chapter members may make only one entry for each kind of fruit or vegetable up to 12 entries.
3. See Educational Notebooks, Posters and Displays for information regarding Class 10.

Classes:

- Class 1 - Small vegetable (plate of 12)
Example: green snap beans, yellow wax beans, radishes, other small vegetables
- Class 2 - Medium vegetable (plate of 5)
Example: cucumbers, cherry tomatoes, tomatoes, beets, white onions, yellow onions, red onions, bell peppers, other peppers, radishes, okra, parsnips, turnips, sweet potatoes, red potatoes, white or Russet potatoes, carrots, other medium vegetables
- Class 3 - Large vegetable (plate of 1)
Example: watermelon, summer squash, winter squash, pumpkin, eggplant, cabbage, cantaloupe, other large vegetables
- Class 4 - Best Garden Exhibit
Each exhibitor will be limited to a space 3' x 3' in which to exhibit products of club member's own garden. Products from the garden which have been canned may be included in the exhibit. Not over 50% of the exhibit shall consist of canned vegetables. Potatoes may be included. (County Competition Only)

- Class 5 - Garden Display of 5 different fresh vegetables and/or fruits.
Each exhibitor is limited to 4 square feet of display space. Canned vegetables are not acceptable. Only one variety of each type of vegetable or fruit may be exhibited. The number of the five vegetables to be exhibited are as follows: large vegetables (watermelon, cabbage, etc.) - 1 each; medium vegetables or fruits (cucumbers, carrots, onions, apples, etc.) - 5 each; small vegetables or fruits (green beans, berries, etc.) - 12 each
- Class 6 - Fresh Culinary Herbs
6 stems of ONE VARIETY of fresh herbs exhibited in a disposable container of water. Dried herbs not accepted. Examples include parsley, basil, dill, etc.
- Class 7 - Small Fruits, such as berries, ½ pint box
- Class 8 - Tree Fruits, such as apples or pears, plate of 5
- Class 9 - Grapes, 2 bunches
- Class 10 - Horticulture Notebook



PLANT SCIENCE - HORTICULTURE SPECIAL AWARDS

Grand Champion Horticulture – BLOOM, Inc., Janet Poston Harding, PO Box 128, Rose Hill 67133
 Reserve Grand Champion Horticulture – BLOOM, Inc., Janet Poston Harding, PO Box 128, Rose Hill 67133
 \$20 Cash Award to Grand Champion and \$10 Cash Award to Reserve Grand Champion in Horticulture by
 Garden Gate Garden Club of Butler County, Robin Hoefgen, 42740 W 90th, Augusta 67010
 Largest Pumpkin \$50 Cash Award – Walters' Pumpkin Patch, Becky & Carroll Walters, 10001 NW Hwy 77,
 Burns 66840

Department – PUBLIC PRESENTATIONS

DIVISION 220 – PUBLIC PRESENTATIONS

Check-in and Judging: Sunday, July 23, 11:00 AM at judging time as scheduled

Superintendent: Cari Barlett



1. Read General Rules
2. A 4-H or FFA member may make no more than one entry in each class.
3. Pre-entries will be required for this division. Type of presentation must be indicated in the entry.
4. The schedule for all presentations will be sent to participants and posted at the Fair.
5. Tables and easels will be provided.
6. The presentation should be of sufficient length to cover the topic adequately. Maximum and minimum times are as follows:
 - a. Project Talks: 3-7 minutes (Junior and Intermediate only, including Team Presentations)
 - b. Illustrated Talks: Up to 10 minutes (Junior and Intermediate); up to 15 minutes (Senior)
 - c. Demonstrations: Up to 10 minutes (Junior and Intermediate); up to 15 minutes (Senior)
 - d. Poetry or Prose: Up to 5 minutes
7. A demonstration shows a step-by-step procedure and explains why each step is essential to develop a particular skill or task. An illustrated talk incorporates the use of visual aids (posters, technology supplies, equipment, etc.) that describes the process of the topic being discussed. A project talk should tell about a specific project and the experience in the project. Visuals may be used.
8. Poetry or Prose should be a piece of literature either Dramatic, Interpretative, Humorous or other type of reading that follows the 4-H Code of Conduct (pieces should be edited for appropriate language and content if necessary). The participant may read from a script or have the piece memorized. The title and author of the selection should be noted within the presentation.

9. 4-H members 9 years of age or older receiving a purple ribbon are eligible to enter the State Fair. Poetry and Prose are exhibition only at the State Fair and will not be evaluated.

Classes:

- Class 1 – Junior Ages 7-9 Individual Presentation
- Class 2 – Intermediate Ages 10-13 Individual Presentation
- Class 3 – Senior Ages 14 and up Individual Presentation
- Class 4 – Team Presentation
- Class 5 – Poetry or Prose

PUBLIC PRESENTATION SPECIAL AWARD

Grand Champion Public Presentation – Blackston Family, Terri, Derek and Jennifer, 3103 Steven St., Augusta 67010

Department – STEM

DIVISION 221 – AG MECHANICS

Check in and Judging: Friday, July 21, 1:00 PM



Superintendents: Sara Cope

1. Read General Rules.
2. 4-H members must be currently enrolled in the Kansas 4-H STEM Ag Mechanics (welding) project to exhibit in this division.
3. Each exhibitor may enter one exhibit per class. Exhibits must have been constructed or repaired during the current 4-H year. Those exhibits earning a purple ribbon will be eligible for the Kansas State Fair.
4. Wheeled exhibits must utilize a braking mechanism which prevents the exhibit from freely rolling while on display.
5. Exhibitors are responsible for providing sufficient braking or “chocks” for trailer exhibits to ensure that the exhibits do not move once positioned. If using a wheel “chocking” mechanism, the two individual blocks should be connected together as a pair of chocks, so they do not become separated. At least one pair of chocks should be placed on each side of the trailer to prevent movement.
6. For trailer exhibits the tongue of the trailer should have a locking mechanism (e.g. padlock) to prevent the trailer from being moved by unauthorized individuals while being displayed. A key for the locking mechanism should be left with the superintendent and labeled with the exhibitor’s name, county, and phone number.
7. Each exhibit must be free-standing or sufficiently supported by an exhibitor supplied support system that is moveable and is part of the total demission’s and weight of the exhibit as described previously. Exhibit boards should have a portable and moveable base. No exhibits may be staked to the ground for display.
8. Top heavy items should be braced or placed in a stand sufficient to prevent it from toppling over while on display.
9. Exhibits may not be bound, affixed, attached to the State Fair buildings, except by the superintendent, State Fair Staff, or State Fair Extension Staff.
10. Painting or spot painting is not allowed on projects after arrival on fairgrounds. If wet paint is detected by judges or superintendents one ribbon placing will be deducted.
11. Repair projects having adequate original finish need not be repainted.
12. Cutting surfaces, such as blades, are to have a protective covering over them to prevent injury. The covering should be easily removed and reinstalled for judging. Foam “pool noodles” and multiple layers of cardboard are acceptable.
13. Display cases for small exhibits are acceptable and must be easily opened so the item can be removed and examined as part of judging.
14. Exhibits that include weaponry of any kind will be disqualified. Weaponry is defined as any instrument, possession, or creation, physical and/or electrical that is intended to be used to inflict damage and/or harm to individuals, animal life, and/or property.
15. Trailers may be displayed outside.

16. If the exhibit is powered by flammable liquids (gas, propane, kerosene, etc.) the fuel tank and lines should be drained and allowed to dry, to avoid spills and potential fires.
17. Electric powered (battery, corded, solar, or alternative energy) should have a primary shutoff or disconnect switch.
18. If a safety violation is noted by the judges, superintendent, or other staff, the exhibitor's exhibit, at the judges' discretion, will receive a deduction in ribbon placement or a participation ribbon.
19. The exhibitor's name(s) and county or district must be tagged or labeled in a prominent location on the display.
20. Each exhibit must include an Ag Mechanics information packet. Entry of just a packet without an accompanying exhibit is not a sufficient exhibit.
21. Each exhibitor is required to complete the "4-H STEM Ag Mechanics Exhibit Information Form" which is available at the Extension office or at www.STEM4KS.com. This form must be attached to the outside of a 10" x 13" manila envelope. Do not tie the envelope to the exhibit. All revisions of all forms previously released for the STEM division dated prior to current year are void for use and new forms must be obtained and used that are dated by the State 4-H Office for the current year.
22. Each exhibit information packet should include the following items: a. Bill of materials for the project with associated costs, scrap items used may be listed as having a \$0.00 cost. b. 1 to 5 pages of photos showing work on the exhibit, preferably from a beginning state to final or completed state. c. If appropriate schematics or working drawings relating to the creation or repair, this is not required for display boards. d. If appropriate operating instructions.
23. Additionally, exhibitors may create an optional video (not required) about their project showing its operation and the work they have done. This allows judges to get a better understanding of the exhibit and allows the youth the opportunity to fully demonstrate their exhibit. The video should be no longer than 8 minutes and should be placed on a USB drive.

Classes

Introductory – Level 1 (about 1 - 3 years' experience) - This level is designed for youth with little to no exposure in the project area so that they can gain an understanding of basic principles and methods in the given area.

- 5550 Welding Display Board. A 3' x 3' display board with different pieces of metal attached illustrating different types of welds, each weld being labeled
- 5551 Level 1 Welding Ag Repair. Repair of ag equipment with welding
- 5552 Level 1 Welding Ag Fabrication. Creation of new ag equipment with welding
- 5553 Level 1 Welding General Repair. Repair of non-ag equipment with welding
- 5554 Level 1 Welding General Fabrication. Creation of non-ag equipment with welding.
- 5555 Level 1 Welding Artistic Fabrication. Creation of artistic or interpretive pieces with welding
- 5556 Level 1 Brazing Repair
- 5557 Level 1 Brazing Fabrication
- 5558 Smithing Display Board. A 3' x 3' display board with different pieces of forged metal attached illustrating different forms, each form being labeled
- 5559 Level 1 Smithing. A design forged with at least one formed element (twists or spirals for example)

Experienced – Level 2 (about 4 - 6 years' experience) This level is designed for youth some experience in the project area allowing them to expand on common principles and methods in the given area.

- 5560 Level 2 Welding Ag Repair. Repair of ag equipment with welding
- 5561 Level 2 Welding Ag Fabrication. Creation of new ag equipment with welding
- 5562 Level 2 Welding General Repair. Repair of non-ag equipment with welding
- 5563 Level 2 Welding General Fabrication. Creation of non-ag equipment with welding
- 5564 Level 2 Welding Artistic Fabrication. Creation of artistic or interpretive pieces with welding
- 5565 Level 2 Brazing Repair

- 5566 Level 2 Brazing Fabrication
- 5567 Level 2 Smithing. A design forged with at least two different formed elements (twists and spirals for example)

STEM – AG MECHANICS SPECIAL AWARD

Grand Champion Ag Mechanics - Blackston Family, Terri, Derek and Jennifer, 3103 Steven St., Augusta 67010

DIVISION 222 - ARCHITECTURAL BLOCK CONSTRUCTION

Check in and Judging: Friday, July 21, 1:00 PM

Superintendent: Sara Cope

1. Read General Rules.
2. 4-H members must be currently enrolled in the Kansas 4-H STEM – Architectural Block Construction project to exhibit in this division.
3. Each exhibitor may enter one exhibit. Exhibits must have been constructed during the current 4-H year. The exhibit must have been selected at the county level for entry at the State Fair and received a purple. No more than 4 entries from our County may be entered in the Kansas State Fair.
4. Total exhibit dimensions may not exceed 2 feet high, by 2 feet wide, by 2 feet deep.
5. All exhibits should be placed in a sturdy see through enclosure with a top, bottom, and 4 sides. A clear tub turned upside down with the exhibit placed on the lid would be an acceptable enclosure. This is to keep exhibit components from being “scattered to parts unknown” at the fair. The outer dimensions of the enclosure are part of the total exhibit dimensions.
6. All components used in construction should be dust free, clean, free of chips, scuffs, or cracks.
7. The primary building component should be interlocking blocks, commonly referred to by the brand name of Lego®.
8. Other components can be integrated into dioramas to illustrate architectural aspects that may be difficult to convey with traditional interlocking blocks, for example marbles for small round objects.
9. The use of existing “store bought” sets for major architectural elements of the display is not allowed, use of figurines from sets is allowed as are using individual bricks to create something different than the architectural component of the set it came from. “Store bought” sets should be considered an arts and crafts entry. The intent of this is to ensure fairness among exhibitors and encourage maximum creativity instead of just following a set of plans.
10. The design should have a central theme, for example a garage, a house, a shop, this theme should be discussed, this can link back to architectural elements in the display, for example, toilets, chairs, sofas, plants, pianos, cars, garage doors, spaceships, animals, food, etc. (architectural elements, components, features can be thought of as nouns).
11. Displays must have significant architectural component. Examples of architectural components include walls, windows, doors, roofs, canopies flying buttresses, etc.
12. Landscapes are strongly discouraged, however buildings can have a reasonable exterior landscape if it clearly linked to the architecture, for example a bike rack next to a street outside of a bicycle shop.
13. Architectural components should have a consistent look, walls and roofs that have with no pattern or consistency will be deducted one ribbon placing.
14. Gaps or cracks should not be visible between assembled blocks.
15. Doors should open and close, large doors can be fixed in either an open or closed position, but it should be obvious that is a large door, windows can be either fixed or open and close. Vehicles that are intended to stay in a single place should be affixed to base plates with sticky tack, hot glue, or other method.

16. You can use a partial wall or no wall, called a reveal, to show what is happening inside of a structure is acceptable, for example only having three walls to allow an unobstructed view into a room.
17. Mechanical enhancements or motion elements that add motion to the diorama are acceptable and encouraged. If used judges should be able to use them and instructions should be provided for operation. For example, marry-go-rounds, doors, elevators, gears, marbles going down a channel, flapping wings, animatronics, etc. If included judges should be able to use them and instructions should be provided for operations either in the story or on a separate page.
18. Artistic designs with no architectural design/components are not permitted and two ribbon placings will be deducted, these exhibits should be displayed in arts and crafts.
19. The exhibitor's name(s) and county or district must be tagged or labeled in a prominent location on the display, additionally; the display case should have the exhibitor's information attached to it as well, as the top part of the case may be separated from the display.
20. Each exhibit information packet should include the following items:
 - a. At least one drawing of the desired architecture on graph paper, multiple views (top, front, side) are preferred, they do not need to be to scale. Plans encourage organizing the build process so that elements don't get forgotten. For example, a real house doesn't get built without plans. Plans also help if a part comes loose on the way to the fair, so staff can figure out where it goes.
 - b. 1 to 5 pages of photos showing work on the exhibit, preferably from a beginning state to final or completed state, these help in determining where a part might go in case something comes loose.
 - c. If appropriate operating instructions for mechanical portions of the diorama.
21. Each exhibitor is required to complete the "4-H STEM Architectural Block Construction Exhibit Information Form" which is available through your local K-State Research and Extension office or at www.STEM4KS.com. This form must be attached to the outside of a 10" x 13" manila envelope. Do not tie the envelope to the exhibit. All revisions of forms previously released for the STEM division, dated prior to the current year are void for use and new forms must be used that are dated by the Kansas State 4-H office for the current year.

Classes:

- Class 1 - Introductory - Level 1 classes (about 1 - 3 years of experience)
Diorama illustrating at least 2 architectural features beyond floors, ceilings, and walls
- Class 2 - Experienced – Level 2 classes (about 4 - 6 years of experience)
Diorama illustrating at least 4 architectural features beyond floors, ceilings, and walls, and includes 1 or more motion elements
- Class 3 - Advanced – Level 3 classes (about 7 - 9 years of experience)
Diorama illustrating at least 6 architectural features beyond floors, ceilings, and walls, and includes 2 or more motion elements
- Class 4 - Level 4 classes (10 or more years of experience)
Diorama illustrating at least 8 architectural features beyond floors, ceilings, and walls, and includes 3 or more motion elements

STEM – AGRICULTURAL BLOCK CONSTRUCTION SPECIAL AWARD

Grand Champion Block Construction –

THANK YOU TO ALL THE PARENTS AND FAMILIES THAT SUPPORTED THE 4-H/FFA MEMBERS WHO ENCOURAGED AND SUPPORTED THE EXHIBITORS.

DIVISION 223 – ENERGY MANAGEMENT

Check in and Judging: Friday, July 21, 1:00 PM

Superintendent:

1. Read General Rules.
2. Each exhibitor may enter no more than three items.
3. Label each item, giving owner's name, club and name of article. Also indicate on label, whether "original construction" or "kit assembly". Label placed with masking tape or tied to exhibit is preferred.
4. All exhibits must be operable.
5. No hand-dipped solder may be used on exhibits.
6. Articles that have been in use should be cleaned for exhibit.
7. Exhibits may consist of any of the following:
 - a. AC projects such as household wiring, indoor lighting, outdoor wiring, shop lighting, extension cords, trouble lights, AC demonstration projects.
 - b. DC demonstration projects, motors, fans, heaters, blowers. All DC projects must include batteries supplied by the 4-H/FFA member.
 - c. Electronic kits or original projects. Must include plans for kits or original project. Judge should have access to examine the quality of wiring.
 - d. Educational Displays and Exhibits using a maximum tri-fold size display.
 - e. Small Engines which involve engines smaller than 20 horsepower and would be a display, poster or rebuilt small engine (Engine should contain no fuel in tank or carburetor).
 - f. Alternative Energy (a source of energy derived from a natural source, such as the sun, geothermal, wind, tides or waves) and could include displays or experiments.
8. See State Fair Rules for more information.

Classes:

- Class 1 – Junior – ages 7-9
- Class 2 – Intermediate – ages 10 to 13
- Class 3 – Senior – ages 14-18

STEM – ENERGY MANAGEMENT SPECIAL AWARD

Grand Champion Energy Management - Tim Schneider, 19074 Kingbird Ct., Queen Creek, AZ 85142

DIVISION 224 – ROBOTICS

Check in and Judging: Friday, July 21, 1:00 PM

Superintendent: Sara Cope



1. Read General Rules.
2. Each exhibitor may enter three robots constructed during the current year. Only one robot may be entered in each class.
3. Each entry must be accompanied by a card containing member's name, club, and number of years in the robotics project.
4. Each exhibitor is required to complete the "4-H STEM Robotics Exhibit Information Form" which is available at <https://www.kansas4-h.org/events-activities/fairs/kansas-state-fair> or by going to www.stem4ks.com. This form must be attached to the outside of a 10" x 13" manila envelope. All revisions of all forms previously released for the STEM division either undated or dated prior to current year are void for use and new forms must be obtained and used that are dated by the State 4-H Office for the current year.
5. The exhibit must include written instructions for operation (the instructions should be written as if they were to tell a grandparent or elderly person how to operate the robot), construction plans, and one to three pages of project photographs. For robots that can be programmed, robot programming information must be included, this information should be placed inside

the 10" x 13" manila envelope mentioned above. Robot programming information can be, but not limited to, source code, block diagrams, screen captures of the coding window, and other images that show the programming logic used. The exhibitor may enter their electronic project listed under the energy management program if the exhibitor so chooses.

6. Each robot must be free-standing, without the need for additional supports in order to be moved or exhibited. Each exhibit must include a robot; information packets are not a sufficient exhibit. In judging entries, the display method will NOT be considered. Judging will be based on the operation and the explanations of the functions of the robot.
7. Robots must have automated articulated structures (arms, wheels, grippers, etc.).
8. Each exhibitor must be able to demonstrate how the robot operates and explain what is occurring with the robot and why.
9. Robot dimensions should not exceed 2 feet high, by 2 feet wide, by 2 feet deep. Weight may not exceed 15 pounds. If displayed in a case (not required or encouraged) the outside case dimensions may not be more than 26 inches in height.
10. Materials including but not limited to obstacles, spare batteries, and mats for testing the robot may be placed in a separate container, which is not included in the robots' dimensions, that container may not be larger than 576 cubic inches as measured along the outside of the container. (Examples: 4"X4"X36" or 4"X8"X18" or 6"X6"X16") The container, if used, and/or any large objects (such as mats or obstacles) should be labeled with the exhibitor's name(s) and county or district.
11. All electric components of the robot must be adequately covered or concealed with a protective enclosure. Paper is NOT considered an adequate enclosure or covering for electrical components.
12. Robots must be powered by an electrical, battery, water, or solar source only. Robots powered by fossil fuels/flammable liquids will be disqualified. All robots must include an on/off switch for operation. Robots that include weaponry of any kind will be disqualified. Weaponry is defined as any instrument, possession or creation, physical and/or electrical that could be used to inflict damage and/or harm to individuals, animal life, and/or property.
13. Remote controlled robots are allowed under certain conditions provided that the robot is not drivable. Remote controlled cars, boats, planes and/or action figures, etc. are not allowed.
14. See State Fair Rules for more information.

Classes:

Novice – One to Two Years in Robotics Project

- Class 1 - Robot made from a commercial (purchased) kit
- Class 2 - Robot designed and constructed by exhibitor. The robot must not be a mere modification of an existing robot kit or plan
- Class 3 - Programmable robot made from a commercial (purchased) kit
- Class 4 - Junk Drawer Robotics-based curriculum robot
- Class 5 - Robot designed and constructed by exhibitor or one from a commercial kit, that is operated by a remote-controlled device

Intermediate – Three to Four Years in Robotics Project

- Class 6 - Robot made from a commercial (purchased) kit
- Class 7 - Robot designed and constructed by exhibitor. The robot must not be a mere modification of an existing robot kit or plan
- Class 8 - Programmable robot made from a commercial (purchased) kit
- Class 9 - Junk Drawer Robotics-based curriculum robot
- Class 10 - Robot designed and constructed by exhibitor or one from a commercial kit, that is operated by a remote-controlled device.

Professional – Five or More Years in Robotics Project

- Class 11 - Robot made from a commercial (purchased) kit
- Class 12 - Robot designed and constructed by exhibitor. The robot must not be a mere modification of an existing robot kit or plan
- Class 13 - Programmable robot made from a commercial (purchased) kit
- Class 14 - Junk Drawer Robotics-based curriculum robot
- Class 15 - Robot designed and constructed by exhibitor or one from a commercial kit, that is operated by a remote-controlled device

STEM - ROBOTICS SPECIAL AWARDS

Grand Champion Robotics –

DIVISION 225 - STEM: ROCKETRY

Check in and Judging: Friday, July 21, 1:00 PM



Superintendent: Sara Cope

1. Read General Rules
2. Each exhibitor may enter two rockets constructed during the current year. If two rockets are entered, one rocket must be entered as a "kit" and the second rocket must be entered as a "designed by exhibitor" rocket. The rocket must have been flown (see Rule #9). Each rocket exhibited must be able to stand freely by itself or be supported on a base not to exceed 4 ¼" thick x 8" square for small and medium size rockets. Support rods must not extend past the tip of the nose cone and support rods must remain in the upright position. **DO NOT ANGLE.** (Do not submit on a launch pad). Rockets greater than 4 feet tall can be displayed without a base or displayed parallel to the ground with up to 2 notched blocks not to exceed 4" in width and depth. Launch pads not acceptable to use as bases. In judging entries, the display method will NOT be considered. Judging WILL be based on quality of workmanship, and quality of finish.
3. Each entry must be accompanied by an entry card containing member's name, club, and number of years of participation in the STEM: Rocketry project. Each exhibitor is required to complete the "4-H STEM Rocketry Exhibit Information Form" (dated 2015) which is available at the Butler County Extension Office. The report that accompanies the rocket must be limited to this form which is glued to a 10" x 13" envelope. Plans (or a photocopy) must be placed inside the envelope. This includes original design rockets. If a rocket kit has been modified structurally, notations need to be given indicating the changes made. One or more photographs of the rocket at the launch site are required. Photographs showing the rocket at the moment of ignition are preferred. Photographs should be mounted on one side of 8½" x 11" page.
4. Engines and ignitor are not permitted with the exhibit.
5. Angles of the fins must fall with a plus or minus 2 degrees' variation.
6. Exhibit must be uniformly painted, smoothly finished, have decals applied smoothly, and be properly assembled according to accompanying plans.
7. Beginner kits with prefabricated fin assemblies and pre-finished rockets requiring no painting are NOT acceptable.
8. Exhibitors who exhibit a rocket using a size E engine or larger will be required to provide National Association of Rocketry (NAR) membership number on the exhibit information sheet.
9. Rocket is a high-power rocket if it used an "H" engine or larger to launch. The total impulse of all engines used in the rocket is greater than 20.01 Newton-seconds of thrust.
10. If a burn ban is in effect for Butler County, exhibitors are not required to launch their rocket(s) before being exhibited at the fair. All requirements for the launching of rockets and the documenting of the launching are suspended for the duration of the ban.
11. Exhibits that meet the above guidelines MAY NOT meet the qualifications for the Kansas State Fair. Exhibitors may get a copy of the State Fair guidelines from the Butler County Extension Office. You may go to the State Fair 4-H Handbook on the Kansas State Fair website link:
12. <http://www.kansas4-h.org/events-activities/fairs/kansas-state-fair/index.html>
13. **Classes:**
 - Class 1 – Scale model rocket, made from kit, includes plans
 - Class 2 – Rocket (kit or original) exhibitors 9 years and under
 - Class 3 – Rocket made from kit, exhibitors 10-13 years of age
 - Class 4 – Rocket made from original materials, (no kit parts) 10-13 years of age
 - Class 5 – Rocket made from kit, exhibitor 14 years and older
 - Class 6 – Rocket from original materials (no kit parts) 14 years and older

- Class 7 – Rocket designed by 2 or more exhibitors, not merely modification of an existing kit rocket – include original plans at check-in. (Not eligible for special awards).

STEM – ROCKETRY SPECIAL AWARDS

Grand Champion Rocketry – Daniel Persons Memorial, Steve and Pam Persons Family, 8189 SW Parallel, Towanda, 67144

Reserve Grand Champion Rocketry – Daniel Persons Memorial, Steve and Pam Persons Family, 8189 SW Parallel, Towanda, 67144

DIVISION 226 – STEM: UNMANNED AERIAL SYSTEMS

Check in and Judging: Friday, July 21, 1:00 PM

Superintendent: Sara Cope

1. Read General Rules.
2. The 4-H members must be currently enrolled in the 4-H STEM project to exhibit in this division.
3. Each exhibitor may enter one exhibit per class.
4. The information that accompanies the UAS must be limited to the 4-H STEM Exhibit Information Form which is affixed to a 10" x 13" envelope. This envelope should NOT be attached to the UAS. This may be downloaded from www.stem4ks.com. Any UAS exhibit not including this completed envelope will receive a lower ribbon. All revisions of forms previously released for the STEM division dated prior to current year are void for use and new forms must be obtained and used that are dated by the Kansas State 4-H Office for the current year.
5. Exhibitor's name, club, age, and years(s) in project must be tagged or labeled in a prominent location on the exhibit.
6. Unmanned Aerial Systems that include or depict weaponry of any kind will be disqualified.

Classes:

Junior: 9-13 years old

- Class 1 - Unmanned Aerial System designed and constructed by exhibitor that is operated by a remote-controlled device.
The UAS must not be a mere modification of an existing kit or plan. You may not exhibit a UAS that is purchased off the shelf in this class.
- Class 2 - Practical application of an Unmanned Aerial System constructed from a commercial (purchased) kit.
This includes the UAS, plus one or more of the following: video, notebook, poster, display board, etc. This class is separate from educational exhibits. A tangible use would be mapping Russian olive trees, eroded soils, and bindweed in fields, etc. There are also many other non-agricultural UAS uses that would be appropriate for this class.

Senior: 14 years and older

- Class 3 - Unmanned Aerial Systems designed and constructed by exhibitor that is operated by a remote-controlled device.
The UAS must not be a mere modification of an existing kit or plan. You may not exhibit a UAS that is purchased off the shelf in this class.
- Class 4 - Practical application of an Unmanned Aerial System constructed from a commercial (purchased) kit.
This includes the UAS, plus one or more of the following: video, notebook, poster, display board, etc. This class is separate from educational exhibits. A tangible use would be mapping Russian olive trees, eroded soils, and bindweed in fields, etc. There are also many other non-agricultural UAS uses that would be appropriate for this class.

**THANK YOU TO ALL THOSE WHO VOLUNTEER TO COORDINATE AND WORK
TO MAKE THE FAIR POSSIBLE.**

Department – VISUAL ARTS

Check in and Judging: Saturday, July 22, 11:00 AM at judging as scheduled

Superintendent: Judy Ingalsbe

Assistant Superintendents: Wendy Tien, Jennifer Carney

1. Read General Rules and Livestock/Project Auction.
2. All exhibits must be the result of the current club year work.
3. Refer back to the General guidelines as it pertains to copyright and branded material.
4. To exhibit, a member must be enrolled in Visual Arts or Visual Arts: General Arts and Crafts
5. Each 4-Her will be allowed a total of 6 entries.
6. JUNIORS ONLY – may exhibit a plastic model kit and paint by numbers.
7. Combining parts of different patterns (pictures, photographs, images from the internet or a magazine) with the member's own ideas can result in an original design, but simply changing the color, pattern, and/or size of a pattern does not make the design original. If you create a replica of what you see somewhere else (i.e. Pinterest), it is not your original design. If a photo, sketch, or other idea source was used, submit it with your entry, firmly attached to your exhibit.
8. No boxes can be stored in the building.
9. Ceramic articles must be made by the exhibitor and can be clay or greenware items.
10. EXHIBITS MUST BE LABELED WITH NAME, AGE, CLUB, YEARS IN CRAFT WORK AND YEARS IN CLASS ON THE BACK SIDE OR BOTTOM OF THE EXHIBIT.
11. It is suggested that sketching be covered in plastic.
12. Exhibits may include: sketching, painting, drawing, sculpture, carvings, ceramics, taxidermy, leathercraft and other creative arts.
13. All sketching's, paintings, drawings, canvas, or other exhibits which need to be hung, **MUST** have the appropriate saw tooth hanger, rod, wire, or other mechanism attached in order to be properly displayed. The saw tooth hangers must be screwed or nailed in.
14. Leather craft projects must use the following guidelines:
 - a. Limited to a total of 6 entries (this is separate of the arts and crafts entries).
 - b. Bring original designs and include your patterns.
 - c. Bring all leather projects in a see-through plastic bag.
 - d. Exhibits may be stamped, braided, tooled or another leathercraft article.
15. The exhibitor may attach a 4" x 6" card with any information which the exhibitor thinks would be helpful for the judge to know.
16. Firearms and weapons (including but not limited to items resembling a firearm or weapon) are not allowed to be entered or exhibited.
17. One (1) entry from the following 5 areas will be selected to participate in the Kansas State Fair competition: Fine Arts, Clay & Ceramics, Leather & Jewelry, Three Dimensional, and General Crafts. These will be selected from projects receiving purple ribbons during the judging. Youth ages must fall within the Kansas State Fair age participation requirement (9 and older).
 - a. See Kansas State Fair rules for the 5 category definitions.
<https://www.kansas4-h.org/events-activities/fairs/kansas-state-fair/index.html>
18. Kansas State Fair eligibility will be determined by Kansas State Fair rules. Exhibitors will be notified on eligibility following County Fair.

DIVISION 227 - CLAY AND CERAMICS

Any original item made of clay; may be fired or unfired, hand formed, or thrown on a wheel. Self-hardening, fire/oven-cured, and or corn-starched clays are acceptable. Items can include, but are not limited to, clay statues, bowls, etc.

Classes:

- Class 1 – Junior Ages 7-9
- Class 2 – Intermediate Ages 10-13
- Class 3 – Senior Ages 14-18

DIVISION 228 - FINE ARTS

Oil, chalk, charcoal, dyes, pastels, pencil, ink, acrylic, or water color on canvas, canvas board, paper, wood, metal, or textiles, framed as a picture, prepared for hanging. Stretched canvas arts on a wooden frame is considered prepared for hanging provided that frame has a hanger.

Classes:

- Class 1 – Junior Ages 7-9
- Class 2 – Intermediate Ages 10-13
- Class 3 – Senior Ages 14 -18



DIVISION 229 - LEATHER AND JEWELRY

Check in and Judging: Saturday, July 22, 11:00 AM

Superintendent: Ashley Anderson

Any leather stamping, carving, tooling, lacing, or stitching piece, or any jewelry piece made from any medium are acceptable exhibits.

Classes:

- Class 1 – Junior Ages 7-9
- Class 2 – Intermediate Ages 10-13
- Class 3 – Senior Ages 14 -18



LEATHERCRAFT SPECIAL AWARDS

Grand Champion Leathercraft - Hunn Leather, Inc., 900 Industrial Rd., Augusta 67010

Reserve Grand Champion Leathercraft – Rockin' A Leather, Brad & Ashley Anderson, 314 S. Oak, Whitewater 67154

DIVISION 230 - THREE-DIMENSIONAL

The piece must be observable on at least 3 sides and should be either free standing or prepared to be hung. Craft and preformed or assembled projects are not acceptable.

Classes:

- Class 1 – Junior Ages 7-9
- Class 2 – Intermediate Ages 10-13
- Class 3 – Senior Ages 14 -18

DIVISION 231 - GENERAL CRAFTS

This category incorporates miscellaneous pieces that do not correspond to the 4, above mentioned categories.

Classes:

- Class 1 – Junior Ages 7-9
- Class 2 – Intermediate Ages 10-13
- Class 3 – Senior Ages 14 -18
- Class 4 – Team Exhibit – County Competition Only. This class may be entered by any team of two or more arts and crafts project members. A 4-Her may be on only one team. The team entry may be made in addition to individual entries. This class will be excluded from any awards.

VISUAL ARTS SPECIAL AWARDS

Grand Champion Senior Visual Arts – Willowing S Farms, Les & Deanna Stalnaker & Ethanni Vannocker, PO Box 109, Cassoday 66842

Reserve Grand Champion Senior Visual Arts – Brian Rigg Family, 16696 SW Purity Springs Rd., Douglass 67039

Grand Champion Intermediate Visual Arts – Hickory Helpers 4-H Club, 17109 SE Cole Creek Rd., Atlanta 67008

Reserve Grand Champion Intermediate Visual Arts – World of Fun, An Etsy Shop, James & Lori Goebel, 5731 Odessa St., Bel Aire, KS 67220

Grand Champion Junior Visual Arts– Byron Harvey Family, 8485 SW 50th St., Towanda 67144

Reserve Grand Champion Junior Visual Arts – Nichols Farm, Kyle and Stacie Nichols, 6659 SW 40th, ElDorado 67042
Champion Senior Visual Arts - Scholarship for 15 credit hours by Butler Community College, President - Dr. Kimberly Krull, 901 S. Haverhill Rd., ElDorado 67042

Department – WOODWORKING

DIVISION 232 – WOODWORKING

Check in and Judging: Friday, July 21, 10:00 AM at judging time as scheduled

Superintendent: Chris Brackenridge

Assistant Superintendent: Luke Amend



1. Read General Rules.
2. A club/chapter member may make not more than two entries in their respective age division. They may also be on one (1) team and do 1 team entry in addition to their respective age division entries.
3. EACH ARTICLE EXHIBITED MUST BE ACCOMPANIED BY THE PLAN, BLUEPRINT, OR WORKING DRAWING USED FOR CONSTRUCTION. Please note: a set of step-by-step instructions is not a plan. Missing or insufficient plans will be lowered 1 ribbon placing. Plans are not required for repaired or refinished furniture, but a brief explanation of the work completed must be attached to the exhibit.
4. Label each article showing intended use. Designate on the entry if the article is original or kit-construction.
5. Label each article giving owner's name, club and name of article. Label placed with masking tape, or tied to exhibit, is preferred.
6. In judging woodwork articles, consideration will be given to:
 - a. Usefulness
 - b. Choice of wood
 - c. Design
 - d. Suitability and quality of finish
 - e. Workmanship
7. Woodworking exhibits consist of woodwork article for farm and shop use, lawn furniture, household furniture, other woodwork articles such as a birdhouse, breadboard, doorstop, etc., piece of repaired and refinished furniture or any article made from a kit.

Classes:

- Class 1 – Junior – ages 7-9
- Class 2 – Intermediate – ages 10 to 13
- Class 3 – Senior – ages 14-18
- Class 4 – Team or group woodworking project – This class may be entered by any team of two or more woodworking project members. A 4-Her may be on only one team. The team entry may be made in addition to individual entries. This class will be excluded from special awards.

WOODWORK SPECIAL AWARDS

Top Junior Woodworker Award – Carl & Kristine Goossen, 9058 NW Diamond Rd., Potwin 67123

Grand Champion Intermediate/Senior Woodwork – Mark Sudduth Realty, Mark & Donna Sudduth, 608 State St., Augusta 67010

Reserve Grand Intermediate/Senior Champion Woodwork – Julie & Matthew Cleveland, 12795 SW 20th, Benton 67017

Thank you to the parents and families that encourage and support the exhibitors with their projects!

DEPARTMENT – 4-H CLOVERBUDS

(Must be 5 or 6 years of age AND enrolled as a Cloverbud)

****No Pre-Entry required for Cloverbuds – EXCEPT for Fashion Revue****

Check-In and Sharing: Saturday, July 22, 11:00 AM to 12:00 Noon

Co-Superintendents: 4-H Ambassadors, Joanna Hadley, Deb Johnson



1. Must be enrolled as a Cloverbud by May 1 to exhibit. Cloverbuds must be age 5 or 6 by January 1 of the current year to participate in this program.
2. Cloverbuds may exhibit age-appropriate activity related items from their 4-H Cloverbud experiences.
3. Cloverbuds may showcase a product, poster, or notebook for the display.
4. A Cloverbud may showcase a maximum of 5 items.
5. Cloverbuds will receive participation ribbons only, no premiums, and will not be judged.
6. Cloverbuds may participate in the Fashion Revue. See Fashion Revue Rules.
7. All other Cloverbud entries must be entered in the Cloverbud Department. (For example, a Cloverbud craft must be entered in the 4-H Cloverbud Division and NOT in the 4-H Arts and Crafts Division).

*NOTE: Special Cloverbud entry cards will be available during the Butler County Fair at the information booth. Do not use the entry cards used for 4-H or Open Class exhibits at the fair.

JUDGING CONTESTS & OTHER EVENTS

1. Read GENERAL RULES.
2. All club members are eligible to compete in each contest for individual honors, and entry may be made at time of contest. No pre-entry required.
3. The top four individuals in the Intermediate and Senior divisions of the FCS Consumer Skills and Photography Judging contests will be invited to participate on the Butler County team at the State Fair. Should any of the top four decline, other contestants will be invited in order of placement.
4. All judging contests will be divided by the following age divisions unless otherwise noted in their respective category.
 - a. Senior – 14 & Over
 - b. Intermediate – 10 – 13
 - c. Junior – 7 - 9

BARNYARD OLYMPICS

Sign-up – Saturday, July 22, 10:00 AM in 4-H Building

Check-In – Sunday, July 23, 11:00 AM in Livestock Arena

Olympics – Sunday, July 23, 11:30 AM to 12:30 AM in Livestock Arena

Superintendents: 4-H Ambassadors

FCS CONSUMER SKILLS JUDGING EVENT

Contest: Sunday, July 23, 1:00 to 3:00 PM

Superintendent: Bonnie Brewer

HORTICULTURE JUDGING CONTEST

Contest: Sunday, July 23, 1:00 to 3:00 PM

Superintendent: Calla Edwards

LIVESTOCK JUDGING CONTEST

Registration: Monday, July 24, 7:30 to 8:00 AM

Contest: Monday, July 24, 8:15 AM

Co-Superintendents: Charlene Miller and Taylor Frank



There will be three divisions in livestock judging for Butler County 4-Hers.

Senior – 14-18 (2 sets of reasons)

Junior – 13 and under (1 set of reasons and 1 set of questions)

Beginner – First year judges

LIVESTOCK JUDGING SPECIAL AWARDS

1st Place Junior – Clint & Sarah Cope, 2704 110th, Florence, KS 66851

2nd Place Junior – Brad & Ashley Anderson, 314 S. Oak, Whitewater 67154

3rd Place Junior – Penny & Roy McNett, 11966 SW 70th, Andover 67002

1st Place Senior – Bill & Mary Reece, 3193 SW Meadowlark, Benton 67017

2nd Place Senior – TLC, Joe & Carol Camac and Boys, 12511 SW 140th, Augusta, 67010

3rd Place Senior – EDG Products, Rachel Knowles, PO Box 538, Minneola, KS 67865

PHOTOGRAPHY JUDGING CONTEST

Contest: Sunday, July 23, 1:00 to 3:00 PM

Superintendent: Melissa Scribner

CHALLENGE OF CHAMPIONS

Contest: Sunday, July 23, 1:00 to 3:00 PM

Co-Superintendents: Darren Jackson and Courtney Jackson

1. Rules GENERAL RULES.
2. 4-H & FFA Members, 16 to 19 years 4-H age may participate. At 3:00 PM, the contest will be open to those 7-15 years of age (Junior group). No awards will be given to the junior group. It will be for educational only.
3. No contestant will be allowed to have books or notes, phones or electronics during the contest.
4. While the contest is in session there shall be no communication among contestants.
5. The first-place contestant qualifies to participate at the Kansas State Fair for the Challenge of Champions Contest.

Potential Format of Contest (may be subject to change)

1. Written test with questions concerning total agricultural/livestock industry, farm equipment, farm management and general agriculture
2. Identification of livestock equipment
3. Identify breeds of beef cattle, dairy, sheep, hogs and goats
4. Identification of concentrate and/or roughage
5. Identification of different retail cuts of meat
6. Identification of common crops (either plant or seed)
7. Identification of common weeds
8. Possible interview on agricultural current event topics, or general agriculture

Determination of ratings: Individual ranking shall be determined by total points of each contestant.

CHALLENGE OF CHAMPION SPECIAL AWARD

1st Place Award – Mike & Janet Roths, 11732 SW Hwy 254, Towanda 67144

SECTION III - LIVESTOCK/PROJECT AUCTION

AUCTION: Monday July 24, 7:00 PM

SUPERINTENDENT:

ASSISTANT SUPERINTENDENT: Les Stalnaker

PAST SUPERINTENDENT: Jarred Hebb



2023 RULE CHANGE-Premium auction eligibility-

In order to be eligible to sell a project or animal in the premium auction at the 2023 Butler County Fair, members must have attended at least two club meetings. Please note that until you are enrolled in 4-H online, you are considered a guest at 4-H meetings and

attendance is not counted. Please see the original email sent from the extension office through 4-H online on September 26th, 2022.

1. The Livestock/Project Auction order will be Swine, Meat Goats, Dairy Goat Market Wethers, Sheep and Beef with non-livestock items auctioned evenly between species in sign up order.
2. Projects sold through the sale must be exhibited at the 2023 Butler County Fair.
3. 4-H/FFA Member is limited to one auction item to sell during the 2023 Sale. This includes the Livestock, Project, and Rabbit but not the 4-H Food Auction.
4. Items that can be sold in the Livestock/Project Auction are any one item from the following divisions: Market Livestock, Arts & Crafts, Photography, Foods, Horticulture, Floriculture or any other project in those divisions entered in the building. Items must have been entered, judged and displayed at the fair following the rules of that division. Please note the following for items from the Foods or Photography Divisions.
 - a. **Foods** - If a 4-H /FFA member chooses to sell a food item in the Premium Auction, they must make a fresh item using the same recipe that they exhibited in the Foods Division. If the exhibitor is selling cookies, muffins or any food product that exhibited a plate of 3 at the fair, they must bring at least 1 dozen of the item to sell in the auction.
 - b. **Photography** - If a 4-H/FFA member chooses to sell a photo from the Photography Division, they must bring a 2nd photo (same picture) to be sold. It is suggested that the photo in the Project Auction be placed in a suitable frame.
5. **THE DEADLINE FOR MAKING ENTRY FOR THE LIVESTOCK/PROJECT AUCTION WILL BE Sunday, July 23rd 10:00 am. THIS INCLUDES BASE BID AND SALE RING PROJECTS**
6. No project may be pulled or switched once entered for sale or base bid; however, the Fair Board may pull any project from the sale for a rule violation.
7. A member may sell additional market animals outside the sale ring at the base bid (there is no base bid on Beef). Animals and projects must be exhibited at the 2023 Butler County Fair and must meet all other sale requirements.
8. No commission will be charged.
9. **All exhibitors selling market livestock animals** (beef, dairy goats, meat goats, sheep, swine, and rabbits) at the fair must have completed the Youth Quality Care for Animals YQCA) by June 1. See Rule #2 under Livestock Rules.
10. Projects placed in the green ribbon group cannot be sold.
11. Weight limits for animals sold through the sale are market pigs - minimum weight of 220 pounds; market lambs - minimum of 90 pounds; market steers and market heifers - a minimum weight of 950 pounds; dairy goats – a minimum of 34 pounds and meat goats - a minimum weight of 50 pounds. Underweight Swine may be sold at BaseBid. There will be no re-weights on any livestock.
12. Grand Champion market animals **are not required** to sell in livestock/project auction.
13. No glitter or decorations are allowed on animals going through the Livestock/Project Auction (due to packer concerns). Any animal with glitter and/or decoration will not be allowed into the sale ring to sell. The paint number must be visible on the animal when entering the ring. No washing of animals entered in the sale after 2:00 PM on sale day.
14. **Show dress code is required to sell through the ring. THIS APPLIES TO ALL WHO SELL THROUGH THE PREMIUM SALE. See Livestock/Animals Rules and Regulations on page 14. Any violation of this rule may result in the project being pulled from the auction by the sale committee.**
15. Checks for all projects sold base bid or through the auction will be available to the 4-H/FFA member after buyer's ribbons are picked up and a signed buyer's card or statement has been returned to the Extension Office and as soon as all data for animals has been received back from packers. Buyer's ribbons and buyer's cards may be picked up at the Extension Office beginning Monday July 31st.

16. Any 4-H/FFA member who does not return their signed card or written statement from their buyer to the Extension Office by 5:00 PM on or before **October 8, 2023** will not be allowed to enter any animal in the livestock/project auction the following year. If the 4-H/FFA member should have a Grand Champion animal, they will be required to sell at base bid only. Checks must be cashed within 60 days or they will be void.
17. All projects entered in the sale must be exhibited in the sale ring by the owner or another 4-H/FFA member.
18. 4H/FFA members selling animals through the sale are expected to feed, water, and care for them until the time they are released by the sale committee.
19. The Livestock Sale Committee and Board of Directors Executive Board has the right to interpret all rules regarding the Livestock/Project Auction.
20. Rabbits will be sold as meat pens which are a pen of 3 rabbits and they have to weigh a minimum of 3 pounds and no more than 5 pounds. Single rabbits are not allowed to be sold.
21. Any 4H/FFA exhibit sold at public auction or by private contract is not eligible to be exhibited at the Kansas State Fair or Kansas Junior Livestock Show. Public auction includes premium sale, ribbon auction, or similar event. If the project is sold, regardless of ownership changes, on the date of the transaction the 4-H/FFA member has given up the right to exhibit that specific project in the future. Market animals sold are ineligible to be shown as breeding animals in the future.

Due to requests from the BUYERS, as well as safety issues, it is highly recommended that 4-H/FFA members not give their buyer's baskets or other gifts on the night of the Livestock Sale.

SECTION IV - OVERNIGHT STAY ON FAIRGROUNDS

Thursday, July 20, 10:00 AM to 8:00 PM - Campers are to be checked in and set-up (see #7).

CO- SUPERINTENDENTS: Kathy Wooderson and Les Stalnaker



A **camper registration form must be completed by June 23** for each sleeping unit. Forms can be found at <https://www.butler.k-state.edu/4hfair.com>. Any questions regarding campers should be directed to bucofair@gmail.com.

1. A \$65 fee must be paid to the Butler County Fair Board with the camper pre-entry. This fee entitles you to use the electricity for the duration of the fair. Checks should be made payable to the Butler County Fair Association. Campers may use their own generator but still must pre-register at the Extension Office and must follow times for running generators (see rule #12).
2. A sleeping unit must be a camper, tent, or other enclosed, manufactured camping unit.
3. All sleeping units will be parked in the designated camping area. You must check-in with the Superintendent before parking or setting up your unit. Due to limited amount of camping space, reserved space will be assigned by the camping superintendents according to the following criteria: those exhibiting animals which are housed on the fairgrounds and farthest travel distance from home to the fairgrounds. These rules will apply to camping units wanting to hook up to electricity as well as those wanting to use generators. The \$65 fee will be returned if space is not available.
4. A 10-gauge cord (as printed on cord) must be used to connect the camper to the hookup receptacle since the receptacles are on water30-amp breakers. Any cord smaller than 10-gauge will not be allowed to use this service. If a smaller cord is found connected to the service, the owner of the camper will be notified, and the cord will be disconnected and removed.
5. There will be no extension cords run into tents.
6. No electric cords may be plugged into the outlets for the barns or cattle grooming area.
7. Campers and other enclosed camping units (excluding tents) will only be allowed into the camping area for setup between **10:00 AM to 8:00 PM on Thursday, July 20**. Check with

Superintendents for tent set-up time. Specific camping areas will be assigned to each camping unit by Superintendents prior to fair date and will be given to camper upon arrival. Stock trailers with living quarters may be set up after animals are checked-in or other special arrangements can be made providing prior request has been approved by the superintendents. See note on pre-entry form.

8. Only campers (slide-ins and motor homes may park in the camping area. After campers are set and until they can be moved on Thursday, no other vehicles are allowed there.
9. NO PETS are allowed in the camping area. This includes inside camping units.
10. The camping area is for the overnight stay of 4-H/FFA members, families, leaders, and fair officials. NO 4-H/FFA member may stay overnight without an adult responsible for them also staying in the camper area. Those staying must be pre-registered. (See rule #1)
11. The camper area is city property and using it is a privilege, not a right. In case of rain, the Superintendent can close the area and no vehicles or campers will enter or leave.
12. No generators can be used between the hours of 11:00 PM and 6:00 AM.
13. All Butler County Fairground rules apply to the camping area. NO ALCOHOLIC BEVERAGES OR FIREARMS ON THE PREMISES.
14. Security will be on the grounds beginning Thursday, July 20. No campers may leave before 7:00 AM on Tuesday, July 25 (unless weather conditions restrict leaving).

SECTION V - OPEN CLASS DIVISIONS

OPEN CLASS GENERAL RULES

Any current 4-H or FFA member, resident of Butler County or Butler County 4-H Alumni may enter the following OPEN CLASS CROPS, FIBER ARTS, CROCHET & KNITTING, QUILTS, FOODS, FOOD PRESERVATION, METALS, "JUNK IN A BUCKET", PHOTOGRAPHY, PLANT SCIENCE (FLORICULTURE AND HORTICULTURE), AND VISUAL ARTS.

1. No exhibit (except food items sold in the Open Class Food Silent Auction) may be removed from the 4-H building before 7:00 AM on Thursday, July 25. Fair officials will not be responsible for any exhibits that are not removed by 8:30 AM, July 25 or for any broken or damaged items.
2. A separate Open Class Exhibit Card must accompany each exhibit. Cards will be available at check-in.
3. The Danish Judging System will be used. All exhibits will receive a purple, blue, red or white ribbon. A Grand Champion and Reserve Grand Champion will be selected if numbers warrant. A Grand Champion and Reserve Grand Champion may be selected for Youth and for Adults if numbers warrant. See each division for Special Awards.
4. Exhibitors are limited to one (1) entry per class unless stated otherwise.

DIVISION OC-1- OPEN CLASS CROCHET AND KNITTING

Check-in: Saturday, July 22, 12:00 -1:00 PM

Judging: Saturday, July 22, immediately following 4-H/FFA Crochet and Knitting Judging

CO-SUPERINTENDENTS: Debora Claassen and Theresa Toews



1. Read OPEN CLASS GENERAL RULES.
2. All exhibits must be made by exhibitor (in previous 12 months).
3. An exhibitor may make 2 items per class.
4. All exhibits must be in place by 1:00 PM on Saturday, July 22 and shall remain in place until 7:00 AM, Thursday, July 25.
5. A label that is 3" x 2½" inches should be attached to the inside or back of the article. This includes class number, name and address (4-H/FFA members – list club/chapter instead of address).

CROCHET

- Class 101 – Afghan, Blanket, Bedspread
- Class 102 – Article for baby
- Class 103 – Garment

- Class 104 – Household article
- Class 105 – Rug
- Class 106 – Other item

KNITTING

- Class 110 – Afghan, Blanket, Bedspread
- Class 111 – Article for baby
- Class 112 – Garment
- Class 113 – Household article
- Class 114 – Rug
- Class 115 – Other item

OPEN CLASS CROCHET/KNITTING SPECIAL AWARDS

Grand Champion \$25 cash award – Branch Creek Farms, Jeff & Theresa Toews, 13337 NW 70th, Whitewater 67154

Reserve Grand Champion \$15 cash award – Branch Creek Farms, Jeff & Theresa Toews, 13337 NW 70th, Whitewater 67154

DIVISION OC-2 – OPEN CLASS – FIBER ARTS

Check-in: Saturday, July 22, 12:00 -1:00 PM

Judging: Saturday, July 22, immediately following 4-H/FFA Fiber Arts Judging

Co-Superintendents: Debora Claassen and Theresa Toews

1. Read OPEN CLASS GENERAL RULES.
2. All fiber arts exhibits must be the result of the current year work.
3. Identification Label: Type or print on 3"x 2 1/2" piece of cloth: name, class number, and address 4-H/FFA members – list club/chapter instead of address). The Extension Office has labels available.
 - a. Sew or safety-pin this ID label on the corner of flat articles.
 - b. For garments, attach ID label to the front left shoulder seam, or left side of waistband, as if you were wearing the garment.
2. Each exhibitor will be allowed a total of 2 entries.
3. When articles which are normally worn together are exhibited, both articles must be shown together. Fasten articles together securely with safety pin.
4. All exhibits which need to be hung should have the appropriate saw tooth hanger, rod, wire, or other mechanism attached in order to be properly displayed. The saw tooth hangers must be screwed or nailed in. Exhibit will not be displayed if the necessary hardware is not attached.
5. By definition fiber arts are Needle Arts, Patchwork or Quilted Article, Rug Making, Spinning, Weaving and Ethnic Arts.
 - Class 201 – Fiber Arts

OPEN CLASS FIBER ARTS SPECIAL AWARDS

Grand Champion \$25 cash award -

Reserve Grand Champion \$15 cash award -

DIVISION OC – 2A – OPEN CLASS QUILTS

Check-in: Saturday, July 22, 12:00 -1:00 PM

Judging: Saturday, July 22, immediately following 4-H/FFA Fiber Arts Judging

Co-Superintendents: Debora Claassen & Theresa Toews

1. Read OPEN CLASS GENERAL RULES.
2. Separate entry card must be provided for each exhibit.
3. Members of a Butler County Quilt Guild are eligible to exhibit in this division.
4. All exhibits must be made by exhibitor (in previous 24 months) and not have been exhibited in a previous years' fair.
5. An exhibitor may make 1 entry per class.

6. All exhibits must be in place by 1:00 PM on Saturday, July 22 and shall remain in place until 7:00 AM, Tuesday, July 25.
 7. A label that is 3" x 2½" inches should be attached to the inside or back of the article or quilt. This includes class number, name and address (4-H/FFA members – list club/chapter instead of address.
- Class 205 – Quilts
 - Class 206 – Quilted wall-hanging (must attach means of hanging)

OPEN CLASS QUILTS SPECIAL AWARDS

Grand Champion \$25 cash award -

Reserve Grand Champion \$15 cash award -

DIVISION OC-3 – OPEN CLASS FOODS

Check-in: Friday, July 21, 10:00 to 11:00 AM

Judging: Friday, July 21, starting at 10:00 AM

Silent Auction begins after judging is completed and ends before the start of the 4-H Food Auction



Superintendent: Dee Roths

Assistant Superintendent: Janet Roths

1. Read OPEN CLASS GENERAL RULES.
2. An exhibitor may make 1 entry per class. Classes will be divided into Youth and Adult age groups (youth being up to 19 and adults being 19 and older) if numbers warrant.
3. For food safety purposes, any food with custard and dairy-based fillings and frostings (example cream cheese), raw eggs, flavored oils, "canned" bread or bread or cakes in a jar, cut fresh fruit (including strawberry pies) or any food requiring refrigeration (example bacon) CANNOT BE EXHIBITED OR ENTERED. Refer to K-State Research and Extension publication 4H888, "Judges Guide for Foods and Nutrition Exhibits". If it is determined that the food may not be safe to consume, it will be sent home without being judged.
4. Alcohol is not allowed as an ingredient in food entries. Entries with alcohol in the recipe will be disqualified and not be judged.
5. Mixes are allowed.
6. All baked goods including loaf breads, layer cakes, and pies must be left whole and uncut. Pies must be in a disposable pan. Any baked product other than pies must be removed from the pan should be placed on a disposable plate, covered cardboard or disposable container. Other exhibits should be in food grade plastic bags, disposable plastic containers or boxes.
7. Bundt cakes must have top crust side down.
8. Layer cakes must be frosted.
9. Under baked entries may be lowered one or more ribbon placings. The Danish system of judging will be used, and all entries will receive a ribbon.
10. Foods will be sold at a Silent Auction which will follow the judging and will conclude just before the 4-H Food Auction.
11. Recipes and instructions are required. **Label must be attached on the item and must provide the description of the product (i.e. chocolate cake, spice bundt cake, white yeast bread, cherry pie)**
12. The judge will cut into each product in order for it to be judged.
 - Class 300– Pie (must be in disposable pie pan)
 - Class 301 – Loaf of Yeast Bread
 - Class 302 – Yeast Rolls – 1 dozen
 - Class 303 – Bundt Cake
 - Class 304 – Layer Cake
 - Class 305 – Sponge Cake, Angel Food Cake or Chiffon Cake - unfrosted
 - Class 306 – Loaf of Quick Bread
 - Class 307 – Cookies – 1 dozen

- Class 308 – Muffins – 1 dozen
- Class 309 – Decorated Cupcakes – 1 dozen

OPEN CLASS FOODS SPECIAL AWARDS

Grand Champion (selected from all classes) \$25 cash award – Blackston Family, Terri, Derek, Jennifer and Evie, 78985 SW Santa Fe Lake Rd., Augusta 67010

Reserve Grand Champion Open Class Foods \$15 - Connie Chilcott, 17109 SE Cole Creek Rd., Atlanta 67008
Champion Yeast Bread (Youth) - \$50 Cash Award - Butch & DeeAnn Roths, 6621 N. Greenwich Rd., Wichita 67226

DIVISION OC-4 – OPEN CLASS FOOD PRESERVATION

Check-in: Friday, July 21, 10:00 to 11:00 AM

Judging: Friday, July 21, starting at 10:00 AM

Superintendent: Dee Roths

Assistant Superintendent: Janet Roths

1. Read OPEN CLASS GENERAL RULES.
2. Entries will be accepted between 10:00 and 11:00 AM on Friday, July 21 in the South Room of the 4-H Building and shall remain in place until 7:00 AM, Thursday, July 23. Exhibits may be sold in the Open Class Silent Auction.
3. Exhibitors may make 2 exhibits in each class.
4. All exhibits must have been preserved since August 1, 2022.
5. Recommended method of processing must be used AND MUST BE ADJUSTED FOR ALTITUDE based on your processing location or it will be disqualified. Processing methods that will be disqualified include open kettle canning, oven canning, sun canning and using electric multi-cookers.
6. Each exhibit must have a complete recipe and instructions which includes **Exhibitor's Name, source of recipe and page number, date of publication, and altitude where food was processed.** If using Mrs. Wages' or Ball mixes, indicate the date purchased. Recipes must be from 1995 - Present.
7. NO PROVISION will be made for Frozen Food Exhibits. Entries with alcohol in the recipe will be disqualified and not be judged.
8. No fancy packs unless recipe states to do so (example: Pickled Asparagus).
9. Homemade recipes or other untested recipes will be disqualified for safety reasons. Failure to add the recipe card or information requested above may be lowered 1 ribbon placing or disqualified. **Tested Resources include:**
 - K-State Research and Extension Food Preservation publications
 - Other University Extension Food Preservation publications
 - USDA Complete Guide to Home Canning, @2015
 - So Easy to Preserve, 6th edition, The University of Georgia Cooperative
 - Extension Service
 - Ball® Blue Book Guide to Preserving, Edition 37
 - Ball® Complete Book of Home Preserving, @2015 and @2020
 - Canning mixes (i.e. Mrs. Wage's, Ball®)
 - Pectin manufacturers (i.e. SureJell, Ball®)
 - KSRE Rapid Response Center Preservation Recipes
 - National Center for Home Food Preservation
10. Labels: Each container exhibited must be labeled. Labels are available at the County Extension Office. Label must include the name, class number, product, canning method used (water bath, weighted gauge or dial gauge pressure method), date processed including month and year, process time, amount of pressure (psi), and altitude where preserved. Label must not cover jar brand.
11. **Hole punch the entry card and use a rubber band to attach the entry card and recipe around the top of the jar.**

12. Exhibits must be sealed in non-decorated, clean standard canning jars with matching brand two-piece lids. Do not use the colored jars. Do not add fancy padded lids, fabric over wraps or cozies as they interfere with the judging process. Jelly must be in 4 oz., ½ pint, 12 ounce or pint jars and salsa in pint jars. All other products must be in pint, 24 ounce or quart jars. Note: There are now 12-ounce and 24-ounce canning jars available. Use pint jar canning process recommendations for 12-ounce jars and use quart jar process recommendations for 24-ounce jars. Sealing rings must be removable and jars clean and free from rust.
13. The exhibitor may attach any information which the exhibitor thinks would be helpful for the judge to know.
14. Food preservation must remain on display until Thursday, July 23, 7 AM unless sold in Open Class Silent Auction on Saturday.
15. Refer to the following K-State Research and Extension publications for more information:
 - a. 4H712, Food Safety Recommendations for Food Preservation Exhibits (<http://www.ksre.ksu.edu/bookstore/pubs/4H712.pdf>)
 - b. Other University Extension Food Preservation publications MF3170 "10 Tips for Safe Home-Canned Food" (<http://www.ksre.ksu.edu/bookstore/pubs/MF3170.pdf>)
 - c. MF3171 "Sassy Safe Salsa at Home" (<http://www.ksre.ksu.edu/bookstore/pubs/MF3171.pdf>)
 - d. MF3172 "What's Your Elevation?" (<http://www.ksre.ksu.edu/bookstore/pubs/MF3172.pdf>)
 - e. MF3241 "How to Guide to Water Bath Canning and Steam Canning" (<http://www.bookstore.ksre.ksu.edu/pubs/MF3241.pdf>)
 - f. MF3242 "How to Guide to Pressure Canning" (<http://www.bookstore.ksre.ksu.edu/pubs/MF3242.pdf>)
 - Class 460 – 1 Jar Tomatoes or Tomato Products such as Pasta Sauce, Spaghetti Sauce, etc.
 - Class 461 – 1 Jar Fruit (excluding Tomatoes)
 - Class 462 – 1 Jar Vegetables (excluding Tomatoes)
 - Class 463 – 1 Jar Jelly
 - Class 464 – 1 Jar Jam or Other Sweet Spread
 - Class 465 – 1 Jar Pickles (Fruit or Vegetable)
 - Class 466 – 1 Jar Relish
 - Class 467 – 1 Jar Meat
 - Class 468 – 1 Jar Salsa (Tomato, Fruit or Vegetable)
 - Class 469 – Dried Foods

Dried products must include the recipe and preparation steps. If dried food product is not in a canning jar, it will be lowered one ribbon rating. Suggested amount: 1/3 to ½ cup or three or four pieces per exhibit. All meat jerky MUST be cooked to 160 degrees F before drying. This is not the drying temperature. For recommendations see "Dry Meat Safely at Home" (<http://www.ksre.ksu.edu/bookstore/pubs/MF3173.pdf>).

OPEN CLASS FOOD PRESERVATION SPECIAL AWARDS

Grand Champion \$25 cash award – Blackston Family, Terri, Derek, Jennifer and Evie, 78985 SW Santa Fe Lake Rd., Augusta 67010
 Reserve Grand Champion \$15 award - Connie Chilcott, 17109 SE Cole Creek Rd., Atlanta 67008

DIVISION OC-5 - OPEN CLASS HAY, WHEAT, OTHER CROPS

See check-in times and judging times under each crop.

Superintendent: Darren Jackson

A. HAY

Check-in: Friday, July 21, 1:00 to 3:00 PM

Judging: Friday, July 21, 1:00 PM

1. Read OPEN CLASS GENERAL RULES.
2. Separate entry card must be provided for each exhibit.

3. All exhibits must be grown by exhibitor.
4. Each exhibitor may make only one entry per class.
5. Hay exhibits shall consist of 1 flake or slice from a rectangular bale or a 10-inch section cut from a small, round bale. The flake or slice should be approximately 6 inches in thickness and tied in two directions. Variety must be named. Clear plastic bags will be provided to put the hay in for exhibit.
6. All exhibits must be in place by 3:00 PM, Friday, July 21 and shall remain in place until 7:00 AM, Thursday, July 23.
 - Class 500 – Cool Season Hay such as Brome or Fescue
 - Class 501 – Native Grass Hay
 - Class 502 – Alfalfa Hay

B. OTHER CROPS

Check-in: Friday, July 21, 1:00 to 3:00 PM

Judging: Friday, July 21, 1:00 PM

1. Read OPEN CLASS GENERAL RULES.
2. All exhibits must be grown by exhibitor.
3. All exhibits must be in place 3:00 PM, Friday, July 21 and shall remain in place until 7:00 AM, Thursday, July 23.
4. Exhibitors are allowed one entry per class.
5. Write crop variety on exhibit card. Advertising materials are not allowed.
6. Field corn exhibits are a 2-stalk bundle with stalks cut at brace root level. Write hybrid variety, length of season and planting date on entry tag. Exhibitors are asked to strip husk and tie it back so that the ear may be observed. This should be done after arriving in the exhibit building.
 - Class 508 - Field Corn – 2 Stalks
 - Class 509 – Ear Corn – 2 Ears
 - Class 510 – Grain Sorghum – 2 Stalks of any color
 - Class 511 – Grain Sorghum – 2 Heads of any color
 - Class 512 – Forage Sorghum – 2 Stalks
 - Class 513 – Soybeans – 4" Bundle
 - Class 514 – Millet – 4" Bundle
 - Class 515 – Wheat – 4" Bundle
 - Class 516 – Barley – 4" Bundle
 - Class 517 – Oats – 4" Bundle

C. WHEAT

Check-in: Thursday, July 20, 7:00 to 8:00 PM

Judging: Friday, July 21, 1:00 PM

1. Read OPEN CLASS GENERAL RULES.
2. Official Crop Data Cards may be obtained from area elevators and must be completed prior to entry.
3. Entry shall be accompanied with the completed Crop Data Card and Open Class Entry Card.
4. Entries must be delivered to the Butler County Fair (Community/4-H Building) on Thursday, July 20 by 8:00 PM.
5. All wheat exhibits shall be produced during the current year.
6. All exhibits shall be COMBINE RUNS ONLY. Samples shall consist of a minimum of 10 pounds of wheat. One gallon of this wheat will be exhibited, the remainder will be used for judging.
7. ANY ENTRY WHICH HAS BEEN PICKED AND/OR SCREENED WILL BE DISQUALIFIED.
8. Each exhibitor is limited to two entries, each of a different variety.
9. Decision of the judges will be final.
10. All samples of wheat become the property of the Butler County Fair Association.

11. Samples will be judged by the following criteria:

Protein	250 points
General appearance of samples	200 points
Test Weight	350 points
Dockage Factor	150 points
Completeness of Official Crop Data Card	50 points

- Class 520 - Wheat

The test will be run by Fleming Feed and Grain, Leon, Kansas

OPEN CLASS CROPS SPECIAL AWARDS

Grand Champion \$25 cash award

Reserve Grand Champion \$15 award

DIVISION OC-6 – OPEN CLASS METALS

Check-in: Thursday, July 20, 6:00 to 8:00 PM

Judging: Friday, July 21, 1:00 PM

Superintendent Terry Lowmaster

Assistant Superintendent: Les Stalnaker



1. Read OPEN CLASS GENERAL RULES.
 2. Separate entry card must be provided for each exhibit.
 3. ARTICLE EXHIBITED FROM A KIT MUST HAVE A BLUEPRINT ACCOMPANING THE EXHIBIT. Label each article showing intended use. Designate on the entry if the article is original or kit-construction.
 4. All exhibits must be in place by 8:00 PM Thursday, July 20 and shall remain in place until 7:00 AM, Tuesday, July 25.
 5. Label each article giving owner's name, address (4-H/FFA members use club/chapter instead of address) and name of article. Label placed with masking tape or tied to exhibit, is preferred.
 6. In judging metal articles, consideration will be given to:
 - a. Choice of metals
 - b. Design
 - c. Suitability and quality of finish
 - d. Workmanship
 7. Metal exhibits can be made of sheet metal, ferris, and nonferris metals and can be bent, riveted, welded, formed, or machined cut.
 8. Firearms and weapons (including but not limited to items resembling a firearm or weapon) are not allowed to be entered or exhibited.
- Class 600 – Metal exhibit
 - Class 601 – Metal exhibit – Youth (ages 7 to 18)

OPEN CLASS METALS SPECIAL AWARDS

Grand Champion \$25 cash award

Reserve Grand Champion \$15 cash award

DIVISION OC-6A – OPEN CLASS METAL JUNK IN A BUCKET

Check-in: Thursday, July 20, 6:00 to 8:00 PM

Judging: Friday, July 21, 1:00 PM

Superintendent Terry Lowmaster

Assistant Superintendent: Les Stalnaker

"Junk in a Bucket" will be offered as a class at the 2023 Butler County Fair both youth and adults. It is composed of a bucket of metal that is used to create a project. Unlimited number of youth entries and limited to 10 adult entries.

1. Read OPEN CLASS GENERAL RULES.
2. Pre-entry is required and is due to bucofair@gmail.com by June 1.
3. Random drawing for the buckets will be announced via email after June 1.
4. Photos of each bucket will be taken, and no extra materials may be used in the creation of the project. NO extra materials may be used in the creation of the project.
5. Any of the items in the bucket MAY be cut or reconfigured, but NO items may be added.
6. Items in the bucket may be welded. Baling wire may be used to connect items but may not be used ONLY to connect pieces. No extra wire is allowed. Zip ties may also be used to connect items in the bucket.
7. In creating the project, all items in the bucket DO NOT have to be used.
8. Projects may be painted, but it is not required.
9. This is an individual project, not a team project.
10. Exhibits will be divided into 2 groups – youth and adult.
 - Class 675 – Youth (ages 7 to 18)
 - Class 676 – Adult

OPEN CLASS 'JUNK IN A BUCKET' SPECIAL AWARDS

Grand Champion \$25 cash award –

Reserve Grand Champion \$15 cash award -

DIVISION OC-7 – OPEN CLASS PHOTOGRAPHY

Check-in: Friday, July 21, 10:00 AM to 12:00 Noon

Judging: Friday, July 21, following 4-H/FFA Photography Judging

Superintendent: Kathy Wooderson

1. Read OPEN CLASS GENERAL RULES.
2. Each exhibitor can have only 2 exhibits.
3. All photographs submitted in classes requiring a single, vertical or horizontal 8" x 10" print are to be mounted across the narrow 11" dimension of an 11" x 12.5" sheet of white studio mount with the top edge of the print 1" below the top of the mount board and with the sides of the print equal distance from the two sides of the mount board. (White studio mount is available at the Butler County Extension Office along with more detailed instructions for mounting.) Remove all borders. A permanent mount must be made using a photographic adhesive spray. All photos must be no larger than 8" x 10" and no smaller than 7" x 9".
4. No lettering or imprinted date is permitted on the mount or on the photo. No underlays or borders are to be used. Photo will be lowered one ribbon placing for either lettering or imprinted data.
5. Each exhibitor's name and address should be written on the back of the mount. Entry cards should be attached with masking tape to the lower left edge of the mount board.
6. To protect exhibits from dust and moisture, it is required that mounted photographs are placed in plastic sleeves available at the Butler County Extension Office or at Check-In. No Ziploc bags allowed. **DO NOT SEAL SLEEVES.**
7. Photos with live subject(s) on railroad right-of-way or taken from railroad right-of-way property will not be judged or displayed.
8. Copyright protections must be observed.
9. Firearms and weapons (including but not limited to items resembling a firearm, weapon or photos of firearms and weapons) are not allowed to be entered or exhibited.
10. Professional means those who are teaching photography or who make a practice of selling their work. Amateurs are all others.
 - Class 701 – Professional
 - Class 7002 - Amateur

PHOTOGRAPHY SPECIAL AWARDS

Grand Champion \$25 cash award - Blackston Family, Terri, Derek, Jennifer and Evie, 78985 SW Santa Fe Lake Rd., Augusta 67010

Reserve Grand Champion \$15 award -

DIVISION OC-8 – OPEN CLASS PLANT SCIENCE - FLORICULTURE

Check-in: Friday, July 21, 1:00 to 3:00 PM

Judging: Friday, July 21, following 4-H/FFA judging which begins at 1:00 PM

Superintendent: Tresa Garcia



1. Read OPEN CLASS GENERAL RULES.
2. Separate entry card must be provided for each exhibit.
3. Each exhibitor may make 1 exhibit in each class.
4. All exhibits must be in place by 3:00 PM, Friday July 21, and shall remain in place until 7:00 AM, Thursday, July 25.
5. All materials (flowers) should be grown and collected by the exhibitor rather than purchased, except for Class 898.
 - Class 800 - Single Cut Flower (Annual or Perennial) specimen exhibited with foliage in plain container (No glass soda bottles)
 - Class 801 - Flower arrangements (not foliage plant) - consideration given to quality, arrangement and choice of container
 - Class 802 - Arrangement using wildflowers
 - Class 803 - Dried flower arrangement (not foliage plant)
 - Class 804 - Arrangement in novelty container
 - Class 805 - Potted Foliage Plants (such as philodendrons)
 - Class 806 - Cacti and other succulents
 - Class 807 - Arrangement using silk flowers
 - Class 808 – Miniature/Fairy/Container Garden

OPEN CLASS FLORICULTURE SPECIAL AWARDS

Grand Champion \$25 cash award – Butler County Master Gardeners, 206 N. Griffith, El Dorado 67042

Reserve Grand Champion \$15 award – Butler County Master Gardeners, 206 N. Griffith, El Dorado 67042

DIVISION OC-9 – OPEN CLASS PLANT SCIENCE HORTICULTURE

Check-in: Friday, July 21, 1:00 to 3:00 PM

Judging: Friday, July 21, following 4-H/FFA judging which begins at 1:00 PM

Superintendent: Tresa Garcia



1. Read OPEN CLASS GENERAL RULES.
 2. Separate entry card must be provided for each exhibit.
 3. All exhibits must be grown by exhibitor.
 4. All exhibits must be in place by 3:00 PM, Friday, July 21, and shall remain in place until 7:00 AM, Tuesday, July 25.
 5. No exhibitor will be permitted to make more than five entries in each class; however, each entry must be a different kind of fruit or vegetable.
 - a. Small vegetable (plate of 12)–Example: green snap beans, other small vegetable, berries or fruit,
 - b. Medium vegetable (plate of 5)–Example: cucumbers, cherry tomatoes, tomatoes, beets, white onions, yellow onions, bell peppers, other peppers, radishes, okra, sweet potatoes, white or Russet potatoes, carrots, corn, other medium vegetables, apples or other fruit.
 - c. Large vegetable (plate of 1)–Example: watermelon, summer squash, pumpkin, cabbage, cantaloupe, or large vegetables.
- Class 930 - Small Vegetable (12)
 - Class 931 - Medium Vegetable (5)
 - Class 932 - Large Vegetable (1)
 - Class 934 - Small Fruit or Berries, ½ pint basket
 - Class 935 - Tree Fruit, plate of 5
 - Class 936 - Grapes, 2 bunches

- Class 937 - Fresh Culinary Herbs, 6 stems of ONE VARIETY of fresh herbs in a disposable container of water. Dried herbs not accepted. Examples are: parsley, dill, etc.
- Class 938 - Any freak plant or vegetable
- Class 939 - Largest Pumpkin (by weight)
- Class 940 - Largest Tomato (by weight)

OPEN CLASS HORTICULTURE SPECIAL AWARDS

Grand Champion \$25 cash award – Butler County Master Gardeners, 206 N. Griffith, El Dorado 67042

Reserve Grand Champion \$15 award – Butler County Master Gardeners, 206 N. Griffith, El Dorado 67042

Largest Pumpkin \$50 Cash Award – Walters' Pumpkin Patch, Becky & Carroll Walters, 10001 NW Hwy 77, Burns 66840

Largest Tomato - \$25 first place, \$10 second place and \$5 third place – Griggs Brothers Farms, Todd Griggs, 1315 Money, Augusta 67010

DIVISION OC-11 – OPEN CLASS VISUAL ARTS

Check-in: Saturday, July 22, 11:00 AM to 12:00 PM

Judging: Saturday, July 22, 12:00 PM, following judging of 4-H/FFA Visual Arts

Superintendent: Judy Inglesbe

1. Read OPEN CLASS GENERAL RULES.
2. Each exhibitor will be allowed a total of 2 entries.
3. No boxes can be stored in the building.
4. Ceramic articles must be made by the exhibitor and can be clay or greenware items.
5. A label that is 3" x 2½" inches should be attached to the inside or back of the article. This includes class number, name and address (4-H/FFA members – list club/chapter instead of address).
6. It is suggested that sketching be covered in plastic.
7. Exhibits may include sketching, painting, drawing, ceramics, leather, jewelry, and other creative crafts.
8. All sketchings, paintings, drawings, canvas, or other exhibits which need to be hung, **MUST** have the appropriate sawtooth hanger, rod, wire, or other mechanism attached in order to be properly displayed. The sawtooth hangers must be screwed or nailed in.
9. The exhibitor may attach a 4" x 6" card with any information which the exhibitor thinks would be helpful for the judge to know.
10. Firearms and weapons (including but not limited to items resembling a firearm or weapon) are not allowed to be entered or exhibited.
11. Barn quilt class may make only 1 exhibit and meet the following requirements:
 - a. Must be a 2' by 2' square. Display cannot be on point (diamond shaped).
 - b. Recommend using MDO (medium density overlay) board.
 - c. Must be on 3/8" or ½" thick durable material suitable for exterior display and to withstand exposure to outdoor elements.
 - d. Prime board with two coats of primer.
 - e. Use latex enamel paint.
 - f. Original designs are encouraged. If copied, credit should be given.
 - g. All barn quilts **MUST** have the appropriate sawtooth hanger, rod, wire, or other mechanism attached in order to be properly displayed. The sawtooth hangers must be screwed or nailed in. Exhibit will not be displayed if the necessary hardware is not attached.
 - Class 1001 – Fine Arts – Paintings, Sketchings, Drawings
 - Class 1002 – Ceramics
 - Class 1003 – Leather and Jewelry
 - Class 1004 – General Crafts
 - Class 1005 – Barn Quilts

OPEN CLASS VISUAL ARTS SPECIAL AWARDS

Grand Champion \$25 cash award - Blackston Family, Terri, Derek, Jennifer and Evie, 78985 SW Santa Fe Lake Rd., Augusta 67010

Reserve Grand Champion \$15 award – Resurrection Glass Studio, 4834 SW Fulton Rd., Towanda 67144



Proud Supporters of 4-H
and the Butler County Fair

High speed internet
built for rural Kansas
Velocity.coop



Butler Electric Cooperative
A Touchstone Energy Cooperative

Providing internet during the fair!

Butler County Fair

SEW it

GROW it

SHOW it



July 20-24, 2023



18 USC 707