

Butler County 4-H Achievement Plan

Achievement Pins and Description




(Put this form in the front of your record book.)

In 4-H, several types of awards are available. Achievement Pins are given for accomplishments and progress in 4-H work. The 4-H year runs from October 1 to September 30. Each member should sit down with parents and leaders early in the year (October or November) to set goals for the year, including plans for earning an achievement pin. Application forms are available on the Butler County Extension website www.butler.ksu.edu or at the Butler County Extension Office. A member joining 4-H when they are 12 or older may start with Pin #3, Clover Achievement Pin. Pin applications are due at the end of the 4-H year (after the Kansas State Fair, in mid-to-late September) and are judged. Pins are awarded at the County Achievement Celebration each November.

When an award is received, put the 4-H year you received it next to the pin beside the award.

Year Received

Award

_____		<p style="text-align: center;">#1 Membership Achievement Pin</p> <ul style="list-style-type: none"> • Exhibit one or more projects at the Mini-Fair, Butler County 4-H Fair or County 4-H Days. • Attend a majority of club meetings following the member's joining 4-H. • Complete the record book or KAP.
_____		<p style="text-align: center;">#2 Achievement Bronze Pin</p> <ul style="list-style-type: none"> • Exhibit one or more projects at the Mini-Fair, Butler County 4-H Fair or County 4-H Days. • Attend a majority of club meetings following the member's joining 4-H. • Complete the record book or KAP. • Attend a county event (do not repeat #1)
_____		<p style="text-align: center;">#3 Clover Achievement Pin</p> <ul style="list-style-type: none"> • Exhibit one or more projects at the Mini-Fair or Butler County 4-H Fair. • Attend a majority of club meetings following the member's joining 4-H. • Complete a KAP. • Complete at least 10 of the additional requirements (numbers 5 thru 61).

Year Received

Award



#4 Emerald Achievement Pin

- Exhibit one or more projects at the Mini-Fair or Butler County 4-H Fair
- Attend a majority of club meetings following the member's joining 4-H.
- Complete a KAP.
- Complete at least **15** of the additional requirements (numbers 5 thru 61).



#5 Silver Achievement Pin

- Exhibit one or more projects at the Mini-Fair or Butler County 4-H Fair.
- Attend a majority of club meetings following the member's joining 4-H.
- Complete a KAP.
- Complete at least **18** of the additional requirements (numbers 5 thru 61).



#6 Silver Guard Achievement Pin

- Exhibit one or more projects at the Mini-Fair or Butler County 4-H Fair.
- Attend a majority of club meetings following the member's joining 4-H.
- Complete a KAP.
- Complete at least **21** of the additional requirements (numbers 5 thru 61).






#7 Leadership Achievement Pin

- Complete Requirements 1 through 4.
- Enroll in the Leadership Project (#5).
- Complete a KAP.
- Complete at least **25** of the additional requirements (numbers 6 thru 71).
- Complete 5 of leadership requirements as noted by the asterisk.

Year Received

Award

<hr/>		<p style="text-align: center;">#8 Gold Achievement Pin</p> <ul style="list-style-type: none">• Complete Requirements 1 through 4.• Enroll in the Leadership Project (#5).• Complete a KAP.• Complete at least 30 of the additional requirements (numbers 6 thru 71).• Complete 6 leadership requirements as noted by an asterisk.
<hr/>		<p style="text-align: center;">#9 Gold Guard Achievement Pin</p> <ul style="list-style-type: none">• Complete Requirements 1 through 4.• Enroll in the Leadership Project (#5).• Complete a KAP.• Complete at least 35 of the additional requirements (numbers 6 thru 71).• Complete 7 leadership requirements as noted by an asterisk.
<hr/>		<p style="text-align: center;">10th Year Achievement Pin</p> <ul style="list-style-type: none">• Complete 10 years of 4-H work.• Complete a KAP.• Exhibit at the Butler County Fair.• Attach an essay about your 4-H experiences.

General Guidelines for Completing Achievement Pin Applications

Here are some things that you may want to keep in mind as you complete your Achievement Pin Application and/or as you plan what activities you will participate in for the year.

- Look at your application at the beginning of the year. Look to see what the requirements are for your pin and what you need to do to earn that pin throughout the year.
- Re-look at the application every 2-3 months. Keep track of what you have done by marking the activities you have already completed. Use the margins to take notes. You can always get a fresh copy to turn in at deadline time. This will make it easier than trying to remember in September what all you did.
- A member receives the previous pin prior to being eligible for the next pin. No skips.
- 4-Hers may receive only one pin per year. The Key Award is not considered an Achievement Pin, therefore, a 4-H member could receive an Achievement Pin plus a Key Award in the same year.
- One activity cannot count for two requirements unless specifically noted.
- Activities listed on the form must be 4-H events unless otherwise noted.

- Remember as the pins go up, the requirements needed go up. 4-Hers should increase their activities as they grow. The Leadership to Gold Guard Pins are designed for older 4-Hers who would be attending more state activities.
- Follow the instructions for each numbered requirement or additional requirement.
- All blanks must be completed. Be sure that the pin application is signed, dated and that each requirement checked has the information needed. A blank line left on any requirement will result in that requirement not counted.
- It is best to include additional activities on the application form than to complete only the specified number. This way, if a mistake is made, there may still be enough other additional requirements.
- All requirements and options must be done in the CURRENT YEAR unless noted otherwise or in the Section called COMPLETE AT ANY TIME.
- The pin applications will be judged as turned in to the Butler County Extension Office. No changes will be accepted after they are turned in. The pin applications will be due in the office by the announced due date each year (usually in September).